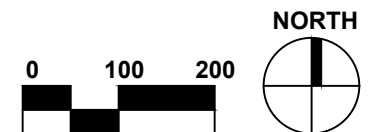


EXISTING CONDITION NOTES

- 1 GREAT WAVE POOL & SPRAY PAD
- 2 GREAT WAVE BATHHOUSE
- 3 MECHANICAL BUILDING
- 4 FOOD BAR BUILDING
- 5 PICNIC SHELTER
- 6 BASEBALL FIELD
- 7 BASKETBALL COURT
- 8 SAND VOLLEYBALL COURT
- 9 PLAYGROUND
- 10 IRON BELLE TRAIL CONNECTOR
- 11 ACCESSIBLE PARKING AREAS (6 TOTAL)

PARKING NOTES:

- 509 EXISTING PARKING SPACES (EAST AND WEST LOT)
- 507 PROPOSED PARKING SPACES (EAST AND WEST LOT)
- 11 ACCESSIBLE PARKING SPACES REQUIRED FOR A LOT SIZE BETWEEN 501-1000. 2 SPACES MUST BE VAN ACCESSIBLE.
- 18 PROPOSED ACCESSIBLE SPACES. SPACES ARE DISPERSED FOR VARIOUS USE AREAS. ALL 18 SPACES TO BE STRIPED AND SIGNED AS VAN ACCESSIBLE WITH THE NEW DYNAMIC ADA SYMBOL USED ON SIGNS AND PAVEMENT. SPACE WIDTH SHALL BE 8' MINIMUM. AISLE WIDTH SHALL BE 8' MINIMUM. STRIPED ACCESSIBLE ROUTES SHALL BE PAINTED WITHIN THE LOT IN TWO LOCATIONS.

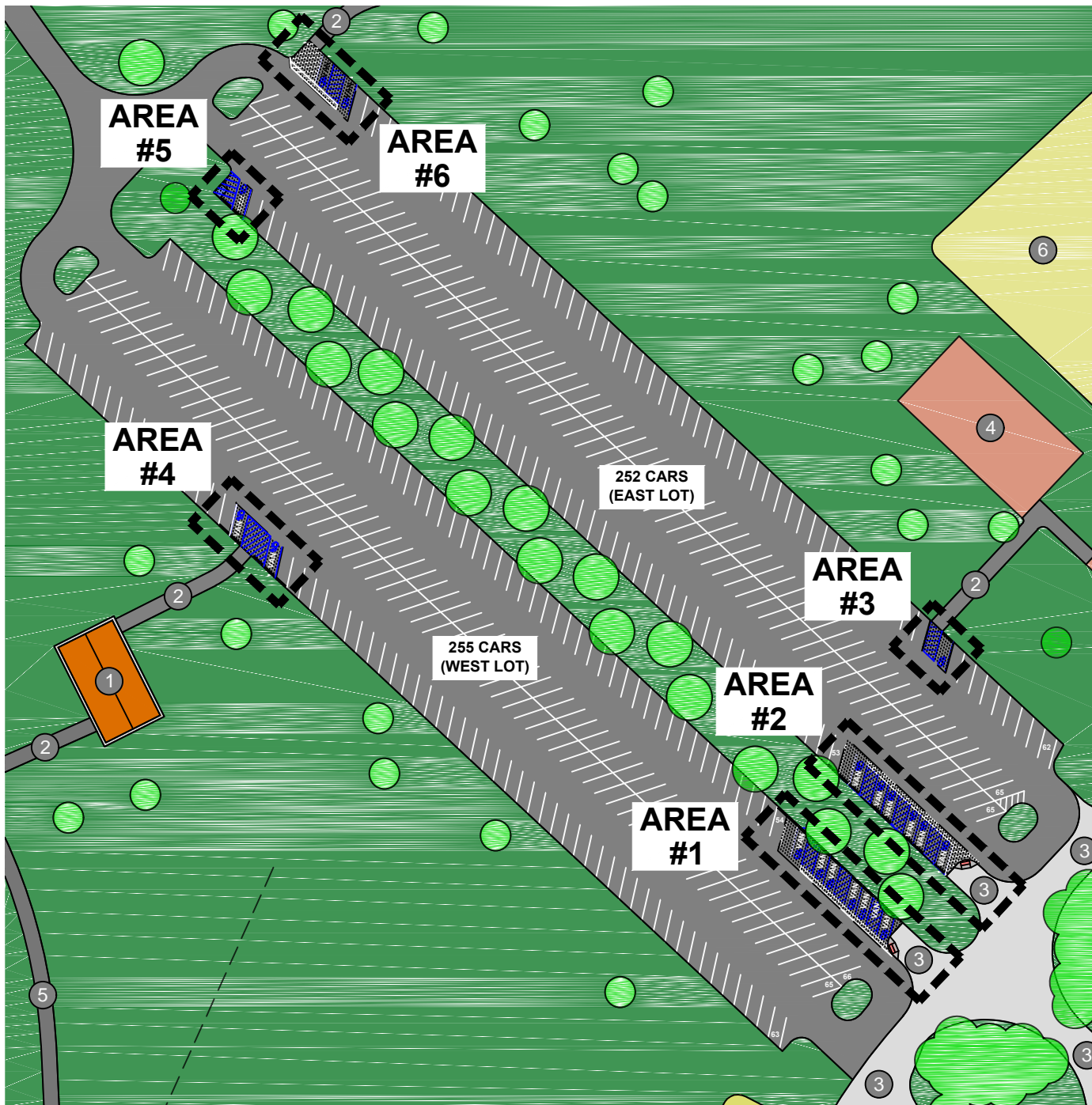


EXISTING CONDITIONS / PARKING LOT PLAN

LW 26-0003 Lake Erie Metropark Bathhouse Renovation

January 2026

1 OF 10



EXISTING CONDITION NOTES

- ① PICNIC SHELTER
- ② ACCESSIBLE ASPHALT ROUTE
- ③ ACCESSIBLE CONCRETE ROUTE
- ④ BASKETBALL COURT
- ⑤ IRON BELLE TRAIL CONNECTOR
- ⑥ NO MOW AREA

PROPOSED ACCESSIBLE PARKING NOTES, SEE PARKING ENLARGEMENT PLANS FOR ADDITIONAL DETAILS:

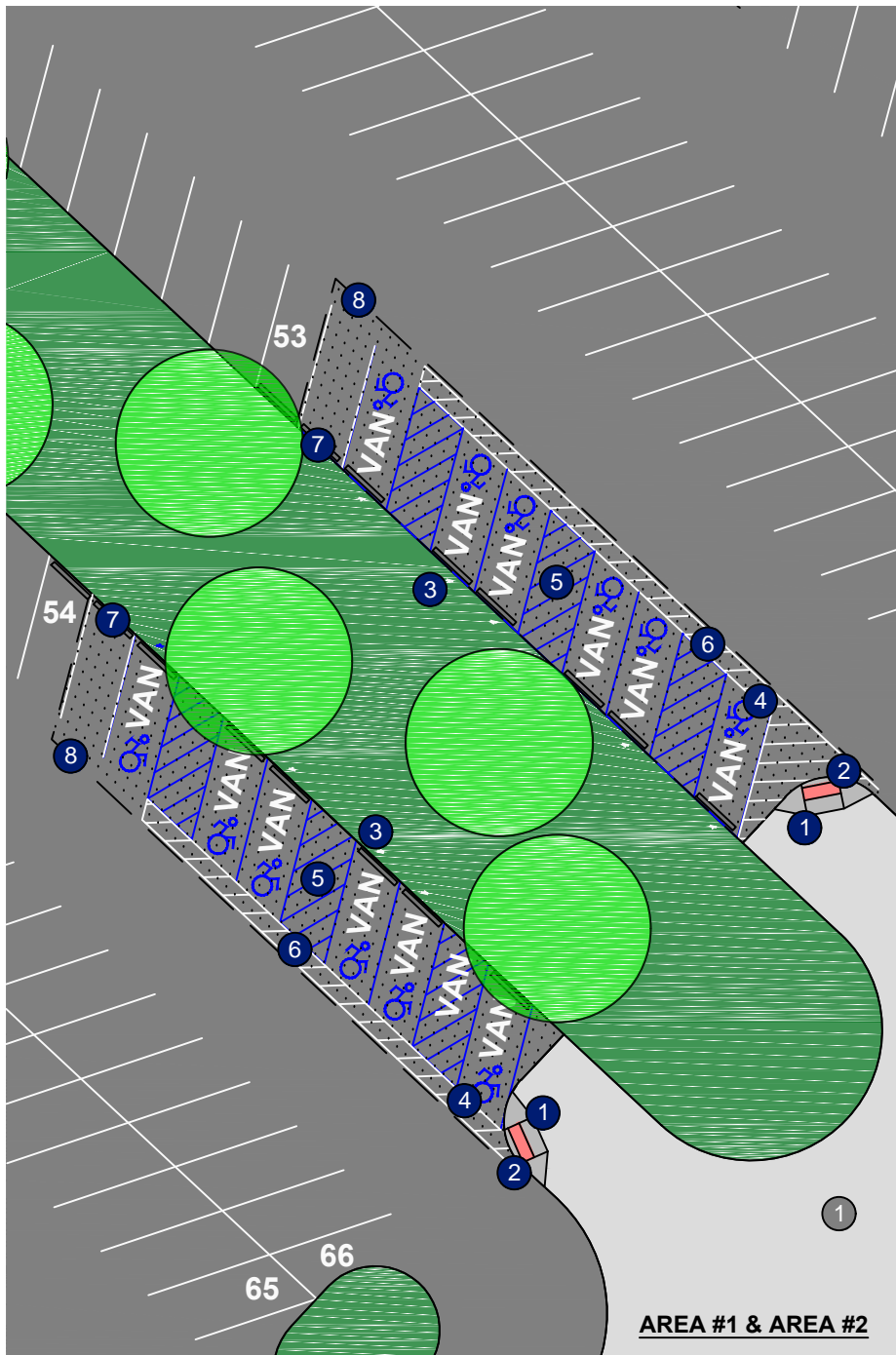
- ALL SPACES TO BE STRIPED AS VAN ACCESSIBLE SPACES, 8' MINIMUM WIDTH, 8' MINIMUM WIDTH ACCESSIBLE AISLES
- PAINTED DYNAMIC ADA SYMBOLS ON PAVEMENT AT ALL VAN ACCESSIBLE SPACES
- NEW ACCESSIBLE PARKING SIGNS WITH THE DYNAMIC ADA SYMBOLS TO BE ADDED AT ALL VAN SPACES. SIGNS WILL REPLACE EXISTING SIGNS OR WILL BE ADDED WHERE CURRENTLY MISSING.
- NEW SIGN POSTS WHERE MISSING OR NEEDED
- NEW VAN ACCESSIBLE SIGN WHERE MISSING OR NEEDED
- STRIPED ACCESSIBLE ROUTES TO BE PAINTED ON THE ROADWAY PAVEMENT IN THREE LOCATIONS, 3' MINIMUM WIDTH
- TWO NEW ACCESSIBLE RAMPS ARE PROPOSED WITH TACTILE WARNING STRIPS

PROPOSED PARKING LOT WORK

LW 26-0003 Lake Erie Metropark Bathhouse Renovation

January 2026

2 OF 10

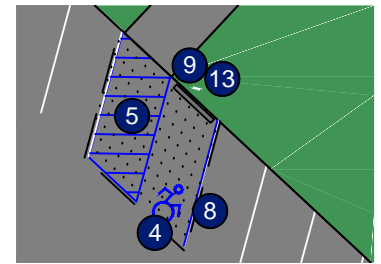


EXISTING CONDITION NOTES

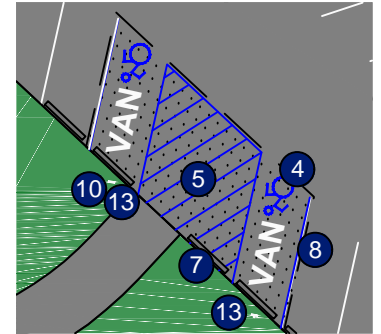
- ① ACCESSIBLE ROUTE TO GREAT WAVE BATHHOUSE. RUNNING SLOPES ARE LESS THAN 5% AND CROSS SLOPES ARE LESS THAN 2%.

PROPOSED WORK

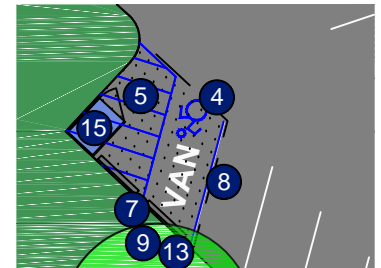
- ① ACCESSIBLE RAMP CONSTRUCTION
- ② TACTILE WARNING STRIPS
- ③ NEW SIGN POSTS, REPLACE ACCESSIBLE SIGNS, ADD / REPLACE VAN ACCESSIBLE SIGNS (12 TOTAL)
- ④ PAINTED DYNAMIC ADA ICON
- ⑤ PAINTED LINE STRIPING
- ⑥ PAINTED ACCESSIBLE ROUTE
- ⑦ PARKING BLOCK ADJUSTMENTS
- ⑧ EXISTING LINE STRIPING TO BE REMOVED WITHIN THIS DASHED AREA
- ⑨ ADD MISSING VAN ACCESSIBLE SIGN
- ⑩ ADD VAN ACCESSIBLE SIGN
- ⑪ NEW STRIPED NO PARKING AREA
- ⑫ NEW NO PARKING SIGN AND POST
- ⑬ REPLACE ACCESSIBLE PARKING SIGN WITH DYNAMIC ADA SYMBOL SIGN
- ⑭ ADD MISSING SIGN POST, ACCESSIBLE SIGN, AND VAN ACCESSIBLE SIGN
- ⑮ EXISTING ACCESSIBLE PORT-A-JOHN TO BE MOVED IN THE NEAR FUTURE



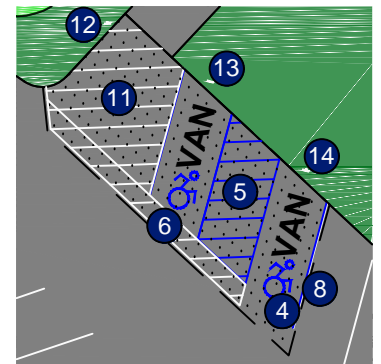
AREA #3



AREA #4



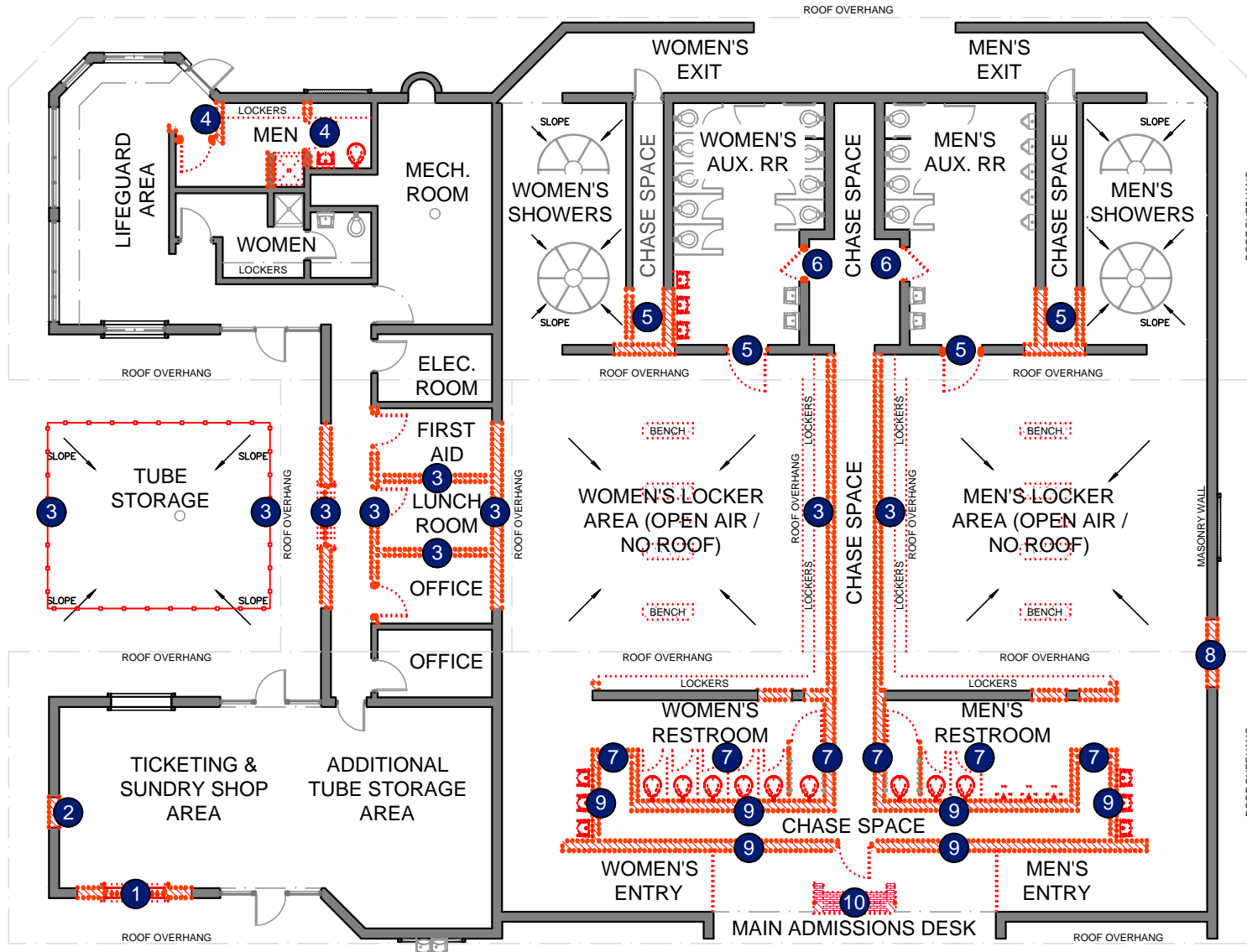
AREA #5



AREA #6

PARKING LOT ENLARGEMENT PLANS - PROPOSED WORK

POOL DECK



DEMOTION NOTES (RED)

- 1 REMOVED FOR TWO NEW TICKETING WINDOWS
- 2 REMOVED FOR A NEW SUNDRY SHOP WINDOW
- 3 RELOCATED / REMOVED TO CREATE NEW ENTRY AND FAMILY LOCKER AREA
- 4 REMOVED TO CREATE NEW FIRST AID ROOM
- 5 REMOVED TO CREATE NEW ENTRY TO RESTROOMS
- 6 REMOVED TO ALLOW RELOCATION OF TWO SINKS
- 7 REMOVED TO CREATE FAMILY CHANGING RESTROOMS WITH SHOWERS
- 8 REMOVED FOR NEW EMERGENCY EXIT
- 9 REMOVED TO CREATE STORAGE AND MECHANICAL SPACE. SOME OF THIS SPACE TO BE CONVERTED TO FUTURE RESTROOMS ACCESSIBLE FROM THE HIKE-BIKE TRAIL.
- 10 REMOVED TO CREATE NEW PEDESTRIAN TRAFFIC PATTERN PAST NEW TICKETING WINDOWS AND STRAIGHT ON TO POOL DECK

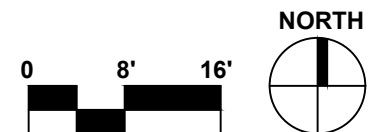
MAIN
ENTRANCE

EXISTING BATHHOUSE FLOOR PLAN / DEMOLITION PLAN

LW 26-0003 Lake Erie Metropark Bathhouse Renovation

January 2026

4 OF 10

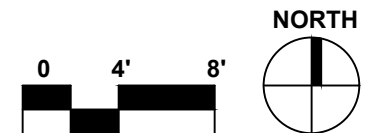
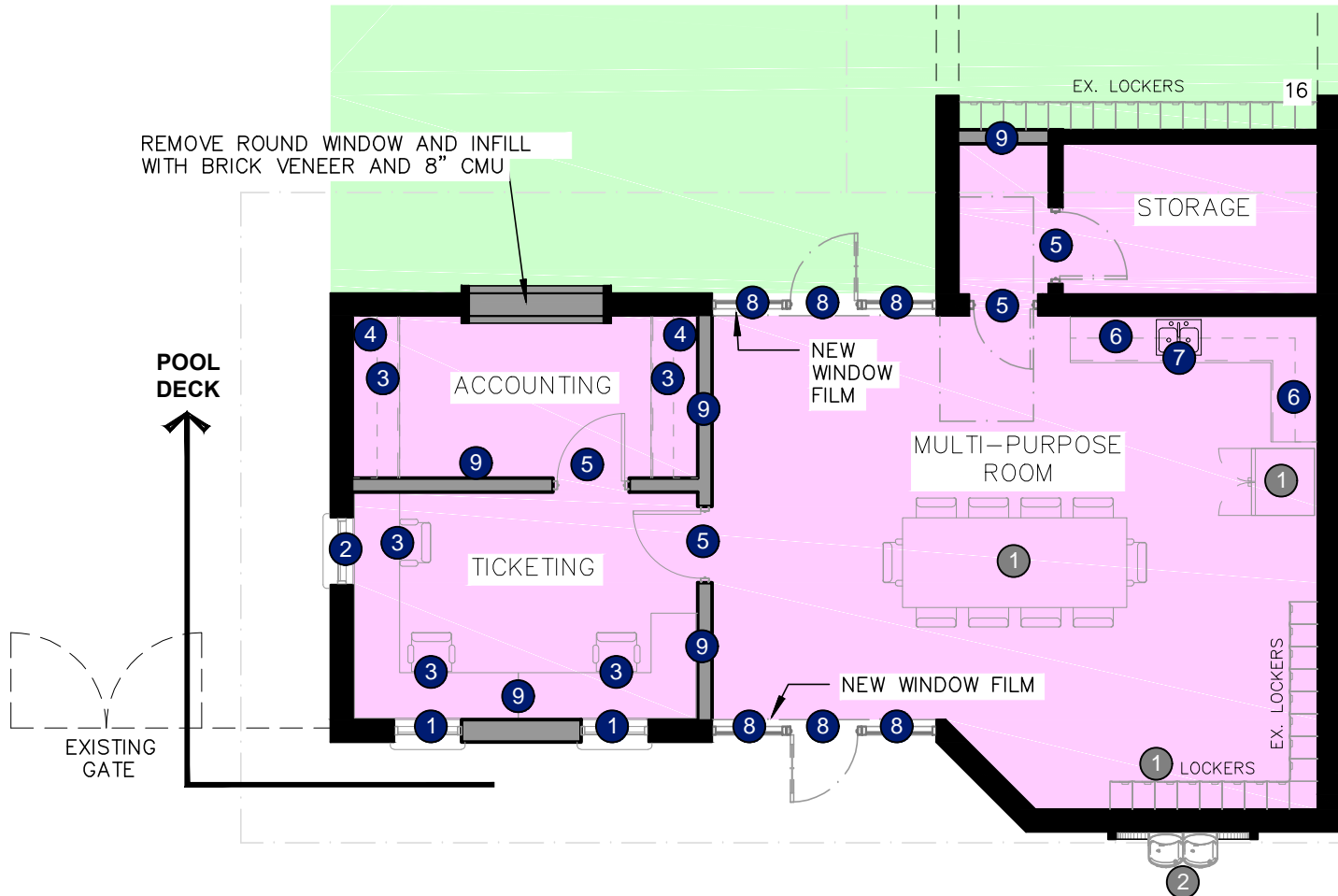


EXISTING NOTES

- ① EXISTING STAFF FURNISHING TO BE REUSED. THESE INCLUDE LUNCH ROOM TABLE, CHAIRS, STAFF LOCKERS, AND REFRIGERATOR.
- ② EXISTING ACCESSIBLE DRINKING FOUNTAIN TO REMAIN

PROPOSED NOTES

- ① ACCESSIBLE TICKETING SALES WINDOW WITH COUNTER, 36" MAX. HT.
- ② ACCESSIBLE SUNDRY SALES WINDOW WITH COUNTER, 36" MAX. HEIGHT
- ③ ACCESSIBLE EMPLOYEE WORK COUNTERS, 34" MAX. HT.
- ④ ACCESSIBLE UPPER STORAGE CABINETS, 48" MAX. HT. TO LOWEST SHELF
- ⑤ NEW ACCESSIBLE INTERIOR DOORS, 32" MIN. WIDTH. DOOR HANDLES TO HAVE LEVERED HANDLES. EXISTING DOOR KNOBS, WHERE PRESENT, SHALL BE CHANGED TO LEVERED HANDLES.
- ⑥ ACCESSIBLE KITCHEN COUNTERS, 34" MAX. HT. UPPER CABINET BOTTOM SHELF HEIGHT, 48" MAX. HT.
- ⑦ ACCESSIBLE KITCHEN SINK, 34" MAX. HT. WITH BLADED HANDLES OR SINGLE LEVERED HANDLE, NOT FAUCET KNOBS
- ⑧ WINDOW FILM TO BE APPLIED TO EXISTING MULTI-PURPOSE ROOM DOORS AND WINDOWS TO CREATE MORE PRIVACY FOR STAFF
- ⑨ WALL CONSTRUCTION



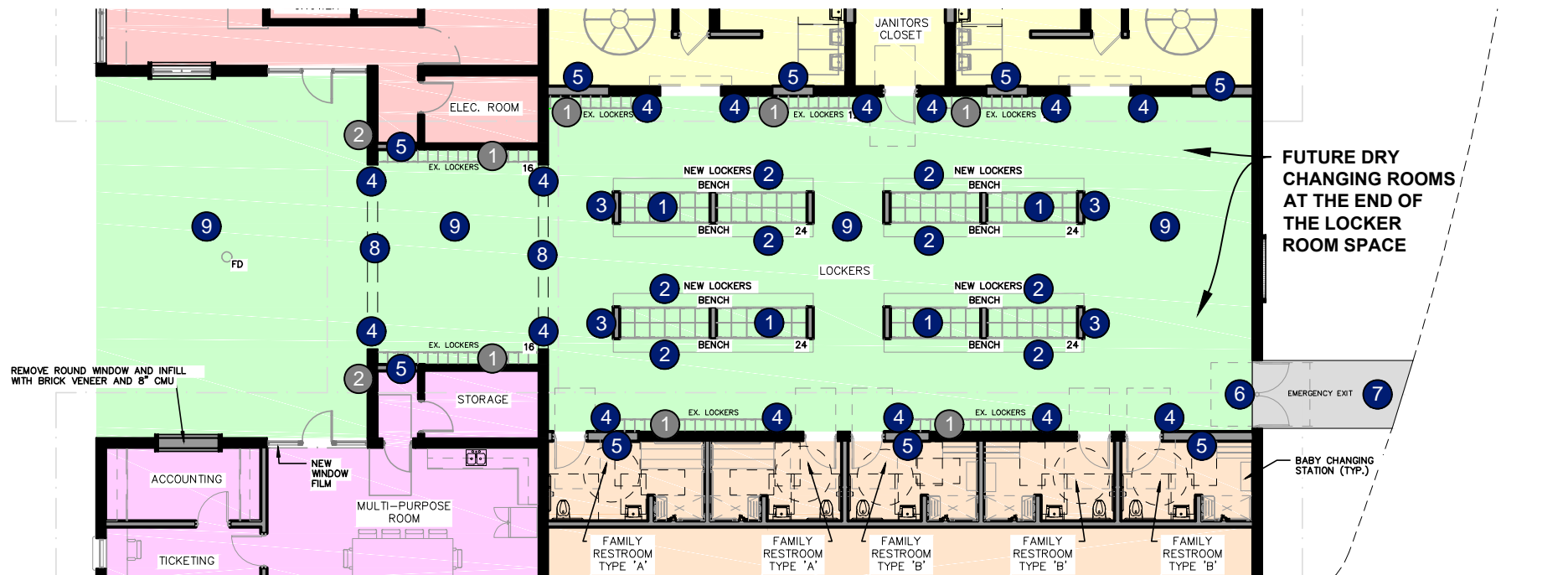
FLOOR PLAN ENLARGEMENT - TICKETING / MULTI-PURPOSE ROOM

FAMILY LOCKER ROOM NOTES:

- 1 EXISTING LOCKERS TO BE REUSED AT THE PERIMETER OF THE FAMILY LOCKER ROOM
- 2 EXISTING COIN MACHINES TO BE REUSED / RELOCATED. INSTALL AT AN ACCESSIBLE 48" MAX. HT.

FAMILY LOCKER ROOM NOTES

- 1 THE CENTER LOCKERS SHALL BE NEW AND ELEVATED OFF THE GROUND. ACCESSIBLE LOCKERS SHALL BE CLEARLY LABELED AND LOCATED AT A LOWER ACCESSIBLE HEIGHT, 48" MAX. HT. TO TOP OF LOCKER. ACCESSIBLE LOCKERS SHALL BE LOCATED TOWARD THE END OF THE LOCKER GROUPINGS WHERE THERE IS MORE SPACE TO MANEUVER.
- 2 BENCH SEATING TO BE PROVIDED IN FRONT OF THE NEW LOCKERS, 18" MAX. HT. TO ALLOW FOR A WHEELCHAIR TRANSFER IF DESIRED
- 3 MIRRORS SHALL BE INSTALLED WITH THE BOTTOM EDGE OF THE MIRROR NO HIGHER THAN 35" OFF THE FLOOR
- 4 CLOTHES HOOKS SHALL BE STRATEGICALLY PLACED ON OPEN WALLS, 48" MAX. HT.
- 5 MASONRY WALL CONSTRUCTION
- 6 EMERGENCY EXIT DOORS TO BE 32" MIN. WIDTH
- 7 EMERGENCY EXIT ROUTE SHALL BE CONCRETE, 6' MIN. WIDTH
- 8 NEW ENTRY WAY TO LOCKER ROOM AREA, OVERHEAD BEAMS REQUIRED
- 9 NEW CONCRETE FLOOR AND FLOOR DRAINS AS NEEDED



NOTE:

THE NEW LAYOUT AND CIRCULATION PATTERN IS MUCH MORE FAMILY FRIENDLY AND ACCESSIBLE. FAMILIES CAN REMAIN TOGETHER AND ARE NO LONGER SPLIT UP WHEN ENTERING SEPARATE MEN'S AND WOMEN'S LOCKER ROOM AREAS. MOMS AND DADS CAN NOW HELP WITH ALL THE KIDS AND ANYONE WITH AN ACCESSIBILITY NEED. FAMILIES CAN SHARE A SINGLE LOCKER MUCH MORE EASILY WITH THE SHARED USE LOCKER ROOM AREA. THE OPEN CONCEPT ALSO MAKES MONITORING OF THESE AREAS EASIER AND MORE SAFE.

FLOOR PLAN ENLARGEMENT - FAMILY LOCKER ROOM

LW 26-0003 Lake Erie Metropark Bathhouse Renovation

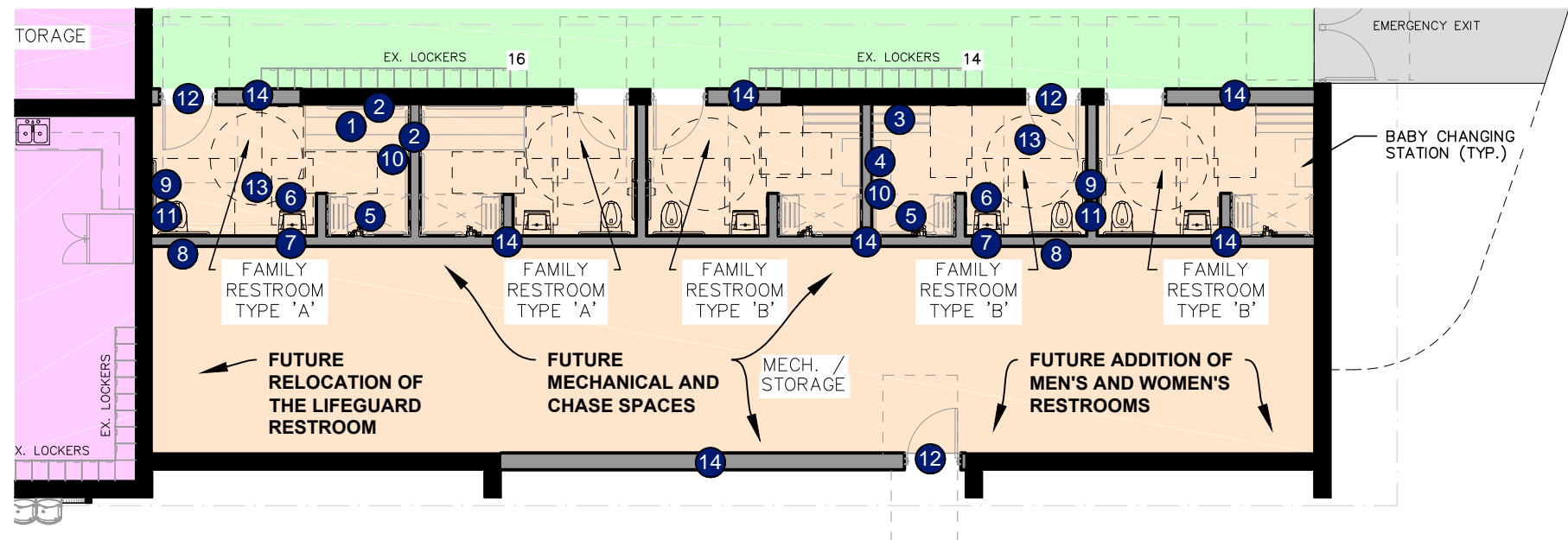
January 2026

7 OF 10



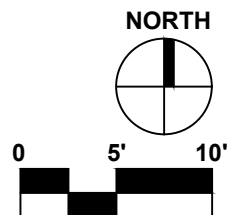
FAMILY RESTROOMS

- 1 THE TYPE 'A' FAMILY RESTROOMS ARE SLIGHTLY LARGER AND HAVE LARGER BENCHES (2'-9" X 6') THAT CAN BE USED AS AN ADULT CHANGING BENCH / SURFACE, 18" MAX. HT. THEY ALSO HAVE GRAB BARS LEADING TO THE SHOWER. THERE IS NO SPACE FOR BABY CHANGING STATIONS IN THE TYPE 'A' FAMILY RESTROOM.
- 2 GRAB BARS BOTH SIDES OF LARGE BENCH W/ GRAB BARS TO SHOWER
- 3 THE TYPE 'B' FAMILY RESTROOM HAS A SMALLER BENCH (18" X 4'), 18" MAX. HT.
- 4 BABY CHANGING TABLES ARE LOCATED IN THE TYPE 'B' FAMILY CHANGING ROOMS, NOT IN 'A'.
- 5 ACCESSIBLE ROLL IN SHOWER WITH FLIP DOWN SEAT
- 6 SINK, 34" MAX. HT. WITH LARGE BLADED HANDLES FOR ACCESSIBLE USE
- 7 MIRROR ABOVE SINK, 40" MAX. HT. TO BOTTOM OF MIRROR
- 8 TOILET / SEAT 18" MAX. HT.
- 9 TOILET GRAB BARS, 36" BEHIND, 42" TO SIDE, 36" MAX. HT.
- 10 TWO COAT HOOKS IN EACH ROOM, 48" MAX. HT.
- 11 TOILET PAPER DISPENSER, CENTER 7"-9" IN FRONT OF TOILET AND BETWEEN 15" & 48" OFF GROUND
- 12 DOOR WITH LEVERED HANDLE, 32" MIN. WIDTH
- 13 67" DIAMETER WHEELCHAIR TURNING SPACE
- 14 NEW MASONRY WALL



NOTE:

THE ADDITION OF FIVE FAMILY RESTROOMS WITH SHOWERS HELPS MAKE THE FACILITY UNIVERSAL ACCESSIBLE. THESE SPACES CREATE PRIVATE FLEXIBLE SPACES THAT CAN BE USED BY ANYONE. THEY CONTAIN ACCESSIBLE ROLL IN SHOWERS, TOILETS, TOILET PAPER DISPENSERS, SINKS, MIRRORS, HOOKS, LARGE ADULT CHANGING BENCHES WITH GRAB BARS LEADING TO SHOWER (TYPE 'A' ONLY), SMALL BENCHES (TYPE 'B' ONLY), AND BABY CHANGING STATIONS (TYPE 'B' ONLY). THESE FACILITIES ARE DESIGNED TO THE MOST CURRENT U.S. ACCESS BOARD ACCESSIBILITY STANDARDS.



FLOOR PLAN ENLARGEMENT - FAMILY RESTROOMS

MEN'S & WOMEN'S R.R. NOTES:

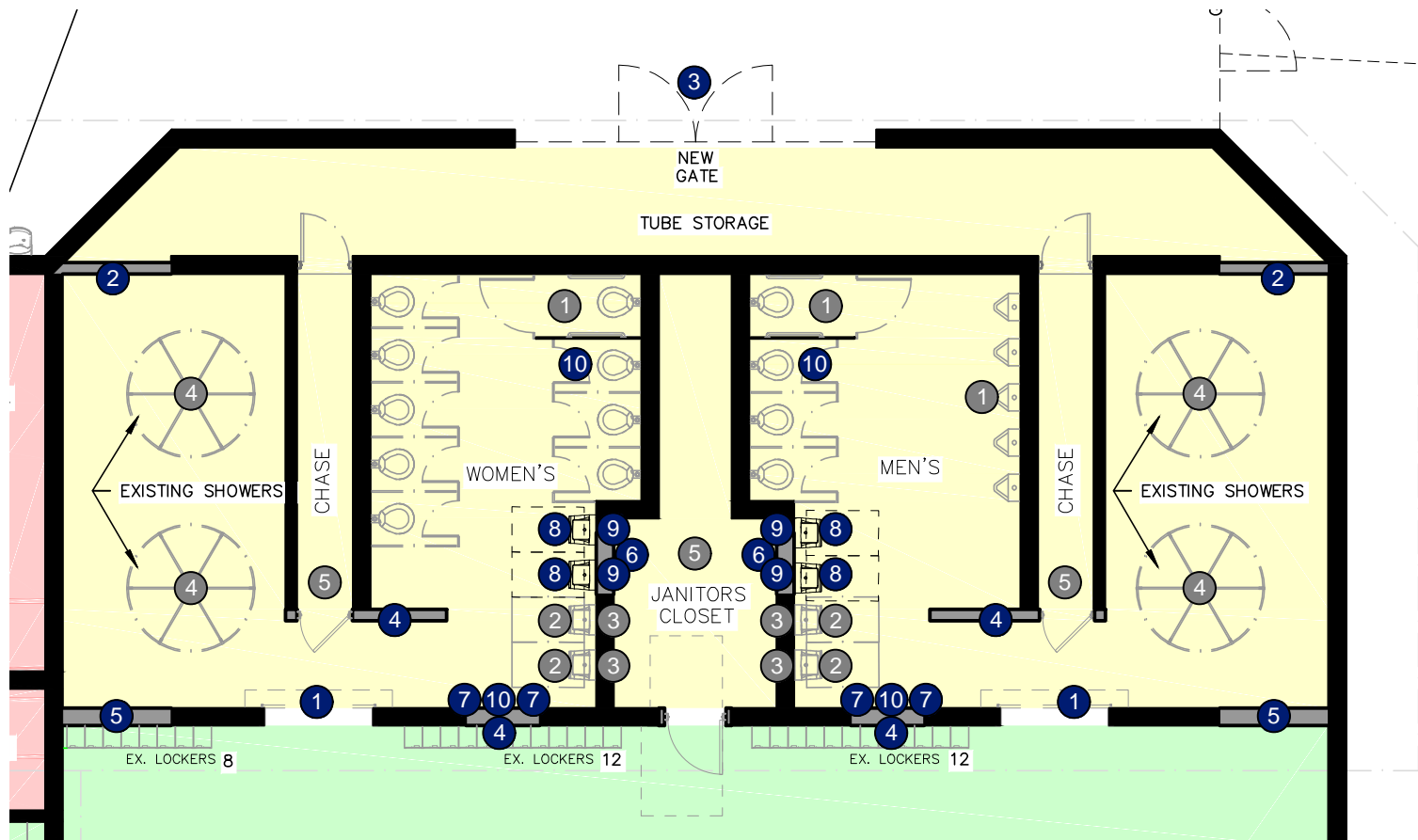
- 1 ALL EXIST. TOILETS, URINALS, & PARTITION WALLS TO REMAIN
- 2 EXIST. SINK TO REMAIN, 2 EACH SIDE
- 3 EXIST. MIRROR TO REMAIN, 2 EACH SIDE. 40" MAX. HT. TO BOTTOM OF MIRROR
- 4 EXIST. SHOWER TOWER TO REMAIN, 2 EACH SIDE
- 5 EXIST. CHASE SPACE AND JANITORS CLOSET TO REMAIN

MEN'S & WOMEN'S R.R. NOTES:

- 1 EXIST. ROLL-UP DOORS TO BE REUSED / RELOCATED
- 2 MASONRY WALL TO CLOSE OFF EXISTING EXIT TO POOL DECK
- 3 ORNAMENTAL FENCING AND GATES TO ENCLOSE THE RELOCATED TUBE STORAGE AREA
- 4 MASONRY WALL ADDITION TO CLOSE OFF VIEWS INTO THE MEN'S AND WOMEN'S RESTROOMS

- 5 MASONRY WALL TO CREATE MORE PRIVACY TO THE TOWER SHOWER AREAS (BATHING SUITS REQUIRED)
- 6 EXIST. DOOR REMOVAL / WALL CONSTRUCTION TO ADD RELOCATED SINKS
- 7 EXISTING HAIR DRYERS TO BE RELOCATED, OPERATIONAL PUSH BUTTON CONTROL TO BE INSTALLED AT 48" MAX. HT.
- 8 SINK, 34" MAX. HT. WITH LARGE BLADED HANDLES FOR EASY USE

- 9 MIRROR ABOVE SINK, 40" MAX. HT. TO BOTTOM OF MIRROR. LOCATIONS MAY NEED TO MOVE IF CREATING SIGHT LINE PROBLEMS
- 10 COAT HOOKS IN EACH STALL AND OTHER LOCATIONS, 48" MAX. HT.



NOTE:
MINIMAL WORK IS PROPOSED IN THIS AREA. A FEW WALL ADDITIONS AND CHANGES ARE NEEDED TO CREATE THE DESIRED PEDESTRIAN CIRCULATION PATTERN THROUGHOUT THE FACILITY AND TO CHANGE SIGHT LINES INTO THE RESTROOM AND SHOWER AREAS. IN THE FUTURE, THE METROPARKS PLAN TO COMPLETELY RENOVATE THESE SPACES WITH PRIVATE SHOWER STALLS, ADA TOILET STALLS, NEW PARTITIONS, SINKS, ETC. THIS FUTURE WORK IS NOT PART OF THE GRANT PROJECT.

FLOOR PLAN ENLARGEMENT - MENS / WOMENS RESTROOMS

LW 26-0003 Lake Erie Metropark Bathhouse Renovation

January 2026

9 OF 10

LIFEGUARD AREA NOTES:

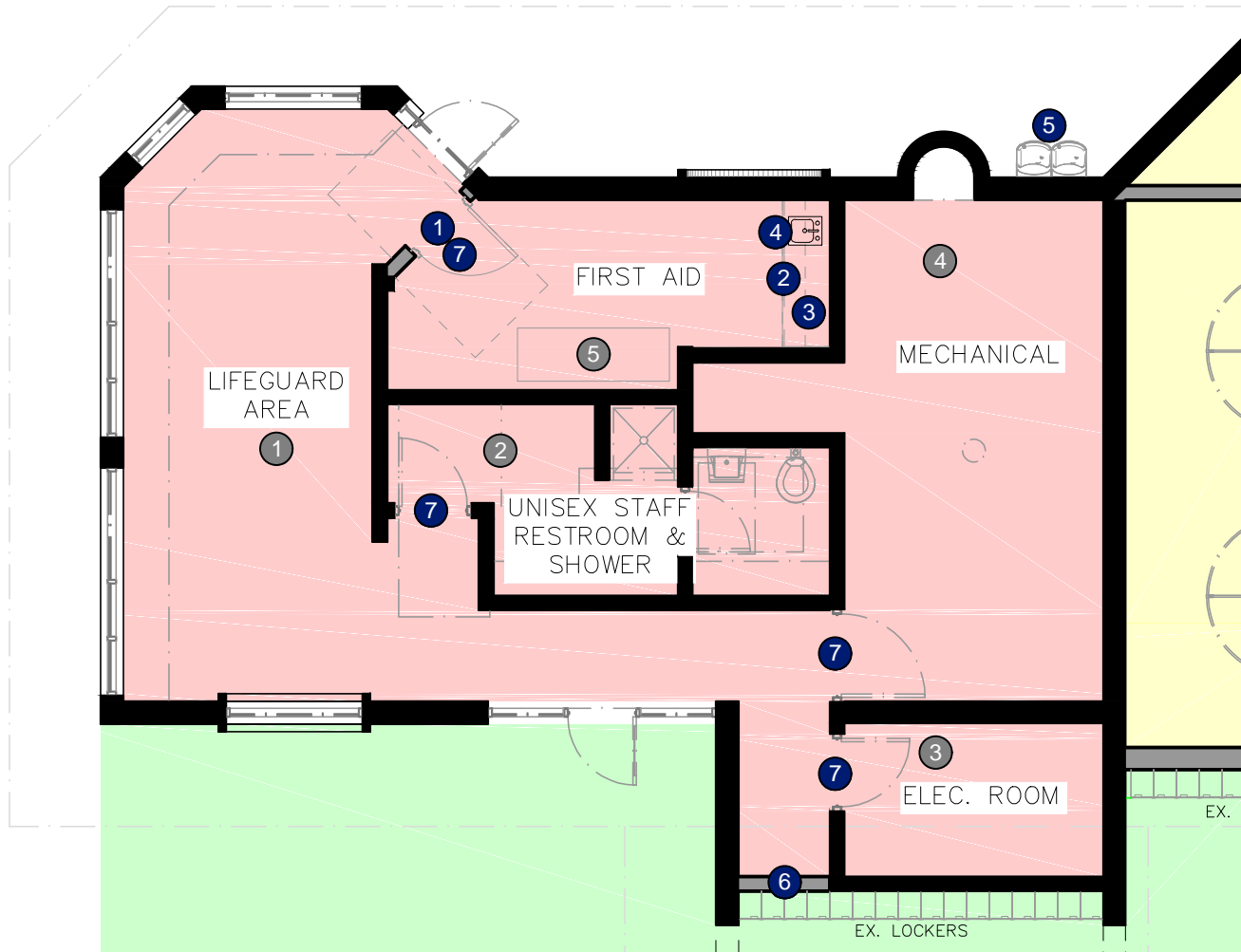
- 1 EXISTING LIFEGUARD AREA, NO CHANGES
- 2 EXISTING STAFF RESTROOM, NO CHANGES OTHER THAN ADDING LEVERED DOOR HANDLE WITH LOCK AND UNISEX SIGN. RELOCATE STAFF LOCKERS.
- 3 ELECTRICAL ROOM, NO CHANGES OTHER THAN ADDING A LEVERED DOOR HANDLE
- 4 MECHANICAL ROOM, NO CHANGES OTHER THAN ADDING A LEVERED DOOR HANDLE. MINOR PLUMBING WORK FOR NEW FIRST AID ROOM SINK & EYE WASH AND FOR THE NEW OUTDOOR WATER BOTTLE FILLING STATION.
- 5 EXISTING FIRST AID TABLE TO BE REUSED

LIFEGUARD AREA NOTES

- 1 NEW WALL CONFIGURATION TO CREATE ACCESSIBLE ENTRY TO FIRST AID ROOM. REUSE EXIST. DOOR, 32" MIN. WIDTH. ADD LEVERED DOOR HANDLE.
- 2 ACCESSIBLE STORAGE CABINETS & COUNTER, 34" MAX. HT.
- 3 ACCESSIBLE UPPER STORAGE CABINETS, 48" MAX. HT. TO LOWEST SHELF
- 4 SINK & EYE WASH STATION, 34" MAX. HT. WITH BLADED HANDLES OR SINGLE LEVERED HANDLE
- 5 ACCESSIBLE OUTDOOR WATER BOTTLE FILLING STATION, OPERABLE PARTS TO BE INSTALLED AT 48" MAX. HT.
- 6 REMOVE DOOR AND CONSTRUCT MASONRY WALL
- 7 ALL DOOR KNOBS TO BE REPLACED WITH LEVERED DOOR HANDLES

NOTE:

MINIMAL WORK IS PROPOSED IN THIS AREA OF THE BUILDING. IT IS IMPORTANT TO KEEP THE FIRST AID AREA CLOSE TO THE POOL DECK AND LIFEGUARDS SO THE MEN'S STAFF RESTROOM WILL BE CONVERTED INTO A FIRST AID ROOM WITH VARIOUS ACCESSIBLE IMPROVEMENTS MADE. AS A RESULT THE WOMEN'S STAFF RESTROOM AND SHOWER MUST BE CONVERTED INTO A UNISEX FACILITY WITH LOCKING DOOR. THE FUTURE PLAN IS TO CONVERT THIS INTO A POOL SUPERINTENDENT OFFICE. STAFF RESTROOMS WILL THEN BE MOVED CLOSER TO THE STAFF BREAK ROOM LOCATED CLOSER TO THE PROPOSED KITCHEN AREA AND BREAK ROOM.



FLOOR PLAN ENLARGEMENT - LIFEGUARD AREA

LW 26-0003 Lake Erie Metropark Bathhouse Renovation