

Agenda
Huron-Clinton Metropolitan Authority
Board of Commission Special Meeting
April 10, 2025 – 1:00 p.m.
Willow Metropark and via Zoom (for the public)

<https://metroparks.zoom.us/j/83386941799>

Meeting ID: 833 8694 1799 / Passcode: 973637
Dial by your location: +1 305-224-1968 (US) / +1 301-715-8592 (Washington, D.C)

1. Call to Order
2. Chairman's Statement
3. Public Participation
4. Approval – March 13, 2025 Regular and Closed Meeting Minutes
5. Approval – April 10, 2025 Full Agenda

Consent Agenda

6. Approval – April 10, 2025 Consent Agenda

- A. Approval – March 2025 Financial Statements **pg. #9**
- B. Approval – March 2025 Appropriation Adjustments **pg. #64**
- C. Report – Monthly Major Maintenance **pg. #66**
- D. Report – Monthly Capital Project Fund **pg. #68**
- E. Purchases
 1. Report - Total spend and vendor locations **pg. #70**
 2. Report - Purchases over \$10k/under \$25k **pg. #72**
 3. Approval - Boom Mower Bid Award **pg. #73**
 4. Approval - Cooperative Purchase of Two John Deere Gators **pg. #74**
 5. Approval - Cooperative Purchase of One Toro Workman **pg. #75**
 6. Approval - Cooperative Purchase of one Toro top dresser **pg. #76**
 7. Approval - Sole Source Purchase of Wxline Lightning Detection system **pg. #77**
- F. Approval – LSC Liquor License Sale **pg. #78**

Regular Agenda

7. Closed Session – to consider material exempt from discussion or disclosure by state or federal statute, pursuant to section 8(h) of the Open Meetings Act, MCL 15.268.
8. Closed Session – to consult with its attorney regarding trial or settlement strategy in connection with specific pending litigation, specifically Lulgjuraj vs. Huron-Clinton Metropolitan Authority, pursuant to section 8(e) of the Open Meetings Act, MCL 15.268.
9. Reports
 - A. Administrative Department
 1. Approval – Oakland County Dispatch Contract **pg. #79**

B. Finance

1. Report – Monthly Financial Report **pg. #88**

C. Department Updates

1. Report – Marketing Update **pg. #101**
2. Report - Planning and Development Update **pg. #107**
3. Report – Interpretive Services Update **pg. #129**
4. Report – DEI Update **pg. #143**
5. Report – Natural Resources Update **pg. #151**

D. Engineering

1. Approval – Bids - Pickleball Court Construction - Hudson Mills **pg. #160**
2. Approval – Change Order - Decking Replacement - LSC **pg. #163**

10. Public Participation

11. Other Business

12. Leadership Update

13. Commissioner Comments

14. Motion to Adjourn

The next regular Metroparks Board meeting will take place
Thursday May 8, 2025 – 1:00 p.m.
[Indian Springs Metropark](#)

**Huron-Clinton Metropolitan Authority
Board of Commission Meeting Minutes
March 13, 2025
Administrative Office**

A special meeting of the Huron-Clinton Metropolitan Authority's Board of Commissioners was held on Thursday, March 13, 2025 at Huron-Clinton Metroparks Administrative Office.

Commissioners Present:

Bernard Parker
William Bolin
Jaye Quadrozzi
Stephen Pontoni
John Paul Rea
Robert W. Marans

Staff Officers Present:

Director
Deputy Director
Chief of Finance

Amy McMillan
Mike Lyons
Shedreka Miller

Commissioners Absent:

Tiffany Taylor

Others:

Miller, Canfield, Paddock & Stone

Steve Mann

1. Call to Order

Commissioner Parker called the meeting to order at 1:00pm

2. Chairman's Statement

Commissioner Parker reminded that we had a special meeting last month and this month is back to the regular board meeting.

3. Public Participation

Toni Woods from Dexter thanked Jennifer Jaworski and Katie Carlisle for the CAP presentation on the stewardship network. Toni stated the presentation was very well received and highly informative. Toni thanked to board and Director McMillan for their support in the program.

Johnathan Balogh from KAB spoke regarding a Stony Creek playground bid. Jonathan stated he was refused a pre-bid review, stated he was refused an in-person meeting and was provided no information as to why the bid was rejected. Jonathan stated they were not provided a fair chance in providing a competitive bid for the playground.

4. Approval – February 27, 2025 Special Meeting Minutes

Motion by Commissioner Bolin, support from Commissioner Rea that the Board of Commissioners approve the special meeting minutes as submitted.

Motion carried unanimously.

Public Participation (continued)

A member of the public wanted to make a comment at this time.

Motion by Commissioner

Rea, support from Commissioner Bolin to go back to the Public Comment portion of the agenda.

Motion carried unanimously.

Katie Hill, stated we need assistance with partners in the Flat Rock dam feasibility study. Katie stated that removing the dam would alter the Huron River and surrounding cities. Katie stated citizens and business will have significant loss in house properties up to 30% if the river changes. Katie stated fishing, kayaks, boating and tubing occur on the river and attract many visitors. Katie stated alternating the dam would create a lot of water loss to the river. Katie stated there is a lack of transparency because calling it the “Flat Rock dam” is misleading, it also effects the Huron River along to Rockwood. Katie stated that the homeowners have the right to river, this is infringing on our rights.

5. Approval – March 13, 2025 Full Agenda

Motion by Commissioner Marans, support from Commissioner Rea that the Board of Commissioners approve the full agenda as submitted.

Motion carried unanimously.

Consent Agenda

6. Approval – March 13, 2025 Consent Agenda

Motion by Commissioner Rea, support from Commissioner Bolin that the Board of Commissioners approve the consent agenda as submitted.

Motion carried unanimously.

Regular Agenda

7. Closed Session for Director Performance Review

Motion by Commissioner Rea, support from Commissioner Marans to convene in closed session for the purpose of a periodic personnel evaluation of Director McMillan.

Roll Call Vote

Voting Yes: Parker, Pontoni, Bolin, Rea, Maran, Quadrozzi

Voting No: None

Absent: Taylor

Motion by Commissioner Rea, support from Commissioner Marans to increase Director McMillan's salary to \$200,000, retroactively to January 1, 2024.

Commissioner Pontoni stated he believes Director McMillan is still under paid for the work that she does and the performance of the park system.

Motion carried unanimously.

Motion by Commissioner Rea, support from Commissioner Pontoni that Director McMillan use the title Chief Executive Officer, in accordance with the Huron-Clinton Metropolitan Authority's bylaws.

Motion carried unanimously.

8. Reports

A. Administrative Department

1. Approval – Summer Swim Partners

Discussion: Chief of Marketing & Communications, Danielle Mauter presented Summer Swim Partners.

Motion by Commissioner Marans, support from Commissioner Rea that the Board of Commissioners approve the Summer Swim Partners as submitted.

Motion carried unanimously.

2. Report – IT Spotlight

Discussion: Chief of Information Technology, Sanjay Khunger presented the IT Spotlight.

Motion by Commissioner Rea, support from Commissioner Pontoni that the Board of Commissioners receive and file the IT Spotlight as submitted.

Motion carried unanimously.

3. Report – Climate Action Plan Quarterly Update

Discussion: Chief of Interpretive Services, Jennifer Jaworski presented the Climate Action Plan Quarterly Update.

Motion by Commissioner Bolin, support from Commissioner Rea that the Board of Commissioners receive and file the Climate Action Plan Quarterly Update as submitted.

Motion carried unanimously.

B. Finance

1. Report – 2024 Year-End Report

Discussion: Chief of Finance, Shedreka Miller presented the 2024 Year-End Report.

Motion by Commissioner Rea, support from Commissioner Marans that the Board of Commissioners receive and file the 2024 Year-End Report as submitted.

Commissioner Parker stated we should review the unassigned fund balance at another meeting.

Motion carried unanimously.

2. Approval - 2023 Tax Levy Adjustments

Discussion: Chief of Finance, Shedreka Miller presented the 2023 Tax Levy Adjustments.

Motion by Commissioner Bolin, support from Commissioner Rea that the Board of Commissioners approve the 2023 Tax Levy Adjustments as submitted.

Motion carried unanimously.

3. Report - Monthly Financial Report

Discussion: Chief of Finance, Shedreka Miller presented the Monthly Financial Report.

Motion by Commissioner Rea, support from Commissioner Bolin that the Board of Commissioners receive and file the Monthly Financial Report as submitted.

Motion carried unanimously.

4. Approval - Pension Plan Restatement

Discussion: Chief of Finance, Shedreka Miller presented the Pension Plan Restatement.

Motion by Commissioner Bolin, support from Commissioner Rea that the Board of Commissioners approve the Pension Plan Restatement as submitted.

Motion carried unanimously.

C. Department Updates

1. Report – Natural Resources Update

Discussion: Chief of Natural Resources, Katie Carlise presented the Natural Resources Update.

Motion by Commissioner Marans, support from Commissioner Rea that the Board of Commissioners receive and file the Natural Resources Update as submitted.

Motion carried unanimously.

2. Report – Planning and Development Update

Discussion: Chief of Planning and Development, Janet Briles presented the Planning and Development Update.

Motion by Commissioner Rea, support from Commissioner Bolin that the Board of Commissioners receive and file the Planning and Development Update as submitted.

Motion carried unanimously.

3. Report – Marketing Update

Discussion: Chief of Marketing & Communications, Danielle Mauter presented the Marketing Update.

Motion by Commissioner Rea, support from Commissioner Bolin that the Board of Commissioners receive and file the Marketing Update as submitted.

Motion carried unanimously.

4. Report – Interpretive Services Update

Discussion: Chief of Interpretive Services, Jennifer Jaworski presented the Interpretive Services Update.

Motion by Commissioner Rea, support from Commissioner Marans that the Board of Commissioners receive and file the Interpretive Services Update as submitted.

Motion carried unanimously.

5. Report – DEI Update

Discussion: Chief of DEI, Artina Carter presented the DEI Update.

Motion by Commissioner Rea, support from Commissioner Bolin that the Board of Commissioners receive and file the DEI Update as submitted.

Motion carried unanimously.

D. Engineering

1. Approval – Change order for 510-24-331 2024 Hike-Bike Trail Reconstruction Willow /Disc Golf

Discussion: Chief of Engineering Services, Mike Henkel presented the Change order for 510-24-331 2024 Hike-Bike Trail Reconstruction Willow /Disc Golf.

Motion by Commissioner Marans, support from Commissioner Rea that the Board of Commissioners approve the Change order for 510-24-331 2024 Hike-Bike Trail Reconstruction Willow /Disc Golf as submitted.

Motion carried unanimously.

2. Approval- Lake St Clair - Phase II Electrical Service

Discussion: Chief of Engineering Services, Mike Henkel presented the Lake St Clair - Phase II Electrical Service.

Motion by Commissioner Bolin, support from Commissioner Rea that the Board of Commissioners approve the Lake St Clair - Phase II Electrical Service as submitted.

Motion carried unanimously.

E. Planning & Development

1. Approval – Stony Creek Playground Bid

Discussion: Chief of Planning and Development, Janet Briles presented the Stony Creek Playground Bid.

Motion by Commissioner Bolin, support from Commissioner Rea that the Board of Commissioners approve the Stony Creek Playground Bid as submitted.

Motion carried unanimously.

9. Public Participation

None.

10. Other Business

None.

11. Leadership Update

Chief Executive Officer, McMillan thanked the board for their continued support through the year. Reminded that we are in the process of the Flat Rock dam feasibility study and a presentation will take place in the next few months and will ready for approval before end of the year.

12. Commissioner Comments

Commissioner Parker thanked Commissioner Marans for coming in person to this month's meeting.

Commissioner Pontoni stated he hopes we address Johnathan Balogh concerns regarding the stony creek playground. Chief Executive Officer, McMillan stated will follow-up.

13. Motion to Adjourn

Motion by Commissioner Rea, support from Commissioner Pontoni that the Board of Commissioners adjourn the regular meeting.

The meeting adjourned at 3:05pm.

Respectfully submitted,



Micaela Vasquez
Recording Secretary

HURON-CLINTON METROPOLITAN AUTHORITY

General Fund Changes in Fund Balance

	Original 2025 Budget	Amended 2025 Budget	03/31/2025	Prior Year 03/31/2024	Difference	% Change	2025 Remaining Balance
Revenues							
Property taxes	\$ 41,876,642	\$ 42,179,333	\$ 42,179,333	\$ 39,339,366	\$ 2,839,967	7.22%	\$ -
Park operations	25,476,888	25,410,335	2,704,718	2,925,332	(220,615)	-7.54%	22,705,617
Administrative Office operations	249,402	249,402	123,708	1,644	122,064	7423.01%	125,694
Grants	10,000	10,000	4,500	-	4,500	0.00%	5,500
State Sources	701,834	743,834	42,000	-	42,000	0.00%	701,834
Donations	-	7,520	12,976	13,501	(525)	-3.89%	(5,456)
Foundation Support	-	59,033	15,829	6,627	9,202	138.86%	43,204
Interest	500,000	500,000	(104,222)	(37,021)	(67,200)	181.52%	604,222
Sale of capital assets	125,000	125,000	190,000	-	190,000	0.00%	(65,000)
Transfer In	-	279	-	-	-	0.00%	279
Total revenues	68,939,766	69,284,736	45,168,843	42,249,449	2,919,394	6.91%	\$ 24,115,893
Expenditures							
Capital	3,133,892	3,345,388	959,818	589,800	370,018	62.74%	2,385,570
Major maintenance	2,124,729	2,826,132	180,247	118,217	62,030	52.47%	2,645,885
Park operations	44,914,659	44,995,476	7,884,870	7,528,944	355,926	4.73%	37,110,606
Administrative office	15,995,666	16,562,135	2,683,130	2,567,945	115,185	4.49%	13,879,005
Transfer Out	11,587,150	12,733,901	12,733,901	9,014,166	3,719,735	41.27%	-
Total expenditures	77,756,096	80,463,031	24,441,965	19,819,071	4,622,894	23.33%	56,021,066
Net changes in fund balance	\$ (8,816,330)	\$ (11,178,295)	\$ 20,726,878	\$ 22,430,378	\$ (1,703,500)	-7.59%	
Fund balance, beginning of year	52,104,002	52,104,002					
Fund balance, end of year	\$ 43,287,672	\$ 40,925,707	72,830,880		\$ (2,361,965)	-5.46%	

General Fund Balance Sheet

Through 03/31/25
Summary Listing

Classification	Current YTD Balance	Prior Year YTD Total	Net Change	Change %
Fund Category Governmental Funds				
Fund Type General Fund				
Fund 10 - General Fund				
ASSETS				
<i>ASSETS</i>				
<i>CASH</i>				
Comerica Bank/Park Acct (LSC)	13,279.81	10,236.08	3,043.73	29.74
PNC Bank (KMP)	55,875.61	35,955.69	19,919.92	55.40
PNC Bank (W/LH)	14,227.10	15,343.75	(1,116.65)	(7.28)
PNC Bank (HM/IS)	39,955.02	22,330.61	17,624.41	78.92
Huntington Banks Of Mich (SC)	26,789.21	13,478.57	13,310.64	98.75
Comerica Bank/Park Acct (LE)	33,370.50	16,674.31	16,696.19	100.13
Comerica Bank/Operating	9,742,346.06	9,349,561.94	392,784.12	4.20
Petty Cash	3,250.00	3,250.00	.00	.00
Change Funds	57,950.00	59,950.00	(2,000.00)	(3.34)
Comerica Flexible Spending Account	31,783.67	28,257.52	3,526.15	12.48
<i>CASH Totals</i>	<u>\$10,018,826.98</u>	<u>\$9,555,038.47</u>	<u>\$463,788.51</u>	<u>4.85%</u>
<i>INVESTMENTS</i>				
Money Market	4,859,409.97	4,642,009.77	217,400.20	4.68
Bank of Ann Arbor/CD	3,151,818.33	3,023,105.70	128,712.63	4.26
Flagstar Bank/C.D.	2,708,929.43	2,579,371.76	129,557.67	5.02
Michigan First Credit Union/C.D.	2,153,221.26	2,078,547.18	74,674.08	3.59
Public Service Credit Union	1,635.33	14,413.83	(12,778.50)	(88.65)
CIBC Bank/C.D.	1,050,316.54	997,714.81	52,601.73	5.27
1st Independ Natl Bk/C.D.	1,017,286.20	1,008,181.70	9,104.50	.90
Comerica Bank Govt Fund	8,048,841.58	7,671,995.30	376,846.28	4.91
Comerica-Business Money Market	3,540,954.45	6,401,254.99	(2,860,300.54)	(44.68)
Horizon Bank CD	1,502,448.09	4,521,460.96	(3,019,012.87)	(66.77)
Huron Valley Bank CD	4,289,220.37	3,617,340.90	671,879.47	18.57
Liberty Bank CD	3,181,033.77	3,078,722.58	102,311.19	3.32
Horizon Bank Money Market	267,932.79	262,920.41	5,012.38	1.91
U S TREASURY/AGENCIES	15,944,814.92	14,837,556.26	1,107,258.66	7.46
<i>INVESTMENTS Totals</i>	<u>\$51,717,863.03</u>	<u>\$54,734,596.15</u>	<u>(\$3,016,733.12)</u>	<u>(5.51%)</u>
<i>TAXES RECEIVABLE - COUNTIES</i>				
Livingston County	632,919.07	928,823.34	(295,904.27)	(31.86)
Macomb County	1,644,614.35	1,450,129.59	194,484.76	13.41
Oakland County	1,813,353.19	3,003,987.97	(1,190,634.78)	(39.64)
Washtenaw County	781,786.53	364,311.94	417,474.59	114.59

General Fund Balance Sheet

Through 03/31/25
Summary Listing

Classification	Current YTD Balance	Prior Year YTD Total	Net Change	Change %
Fund Category Governmental Funds				
Fund Type General Fund				
Fund 10 - General Fund				
ASSETS				
<i>ASSETS</i>				
<i>TAXES RECEIVABLE - COUNTIES</i>				
Wayne County	4,498,813.61	3,687,850.77	810,962.84	21.99
Next Year Tax Levy Recv All Counties	(403,144.64)	.18	(403,144.82)	(223,969,344.44)
<i>TAXES RECEIVABLE - COUNTIES Totals</i>	<u>\$8,968,342.11</u>	<u>\$9,435,103.79</u>	<u>(\$466,761.68)</u>	<u>(4.95%)</u>
<i>OTHER ASSETS</i>				
Long Term Receivable	3,575,500.00	3,634,430.00	(58,930.00)	(1.62)
Accounts Receivable-Other	114,671.69	79,187.33	35,484.36	44.81
Due From Other Funds	2,511,018.29	859,414.16	1,651,604.13	192.18
Due From Grants	478.00	.00	478.00	+++
Prepaid Expenditures	6,624.97	22,327.76	(15,702.79)	(70.33)
Self Insurance Retention Deposit	670,507.39	676,307.35	(5,799.96)	(.86)
Warehouse Control	302,649.24	310,755.03	(8,105.79)	(2.61)
<i>OTHER ASSETS Totals</i>	<u>\$7,181,449.58</u>	<u>\$5,582,421.63</u>	<u>\$1,599,027.95</u>	<u>28.64%</u>
<i>ASSETS Totals</i>	<u>\$77,886,481.70</u>	<u>\$79,307,160.04</u>	<u>(\$1,420,678.34)</u>	<u>(1.79%)</u>
ASSETS TOTALS	<u>\$77,886,481.70</u>	<u>\$79,307,160.04</u>	<u>(\$1,420,678.34)</u>	<u>(1.79%)</u>
LIABILITIES AND FUND EQUITY				
LIABILITIES				
<i>LIABILITIES</i>				
<i>CURRENT LIABILITIES</i>				
Deferred Operating Revenue	130,727.44	127,204.37	3,523.07	2.77
Current Liabilities	6,852.26	5,527.98	1,324.28	23.96
Vouchers Payable	631,243.02	450,334.98	180,908.04	40.17
Deposits Payable	37,807.00	36,204.00	1,603.00	4.43
Acc Payroll/Benefits Pay	(509,454.30)	295,767.09	(805,221.39)	(272.25)
Court Ordered W/H Payable	293.50	.00	293.50	+++
Due To	1,420,191.81	308,440.81	1,111,751.00	360.44
Federal Withhold Tax Pay	2.66	2.66	.00	.00
Social Security Tax Pay	(155.74)	.00	(155.74)	+++
State Income Tax Payable	(5.51)	.00	(5.51)	+++
Deferred Compensation Payable	(33.46)	(33.46)	.00	.00
HMCP Foundation	(2,750.00)	.00	(2,750.00)	+++
State Sales Tax Payable	1,278.83	2,122.36	(843.53)	(39.74)
Deferred Revenue	3,328,685.00	3,439,629.00	(110,944.00)	(3.23)

General Fund Balance Sheet

Through 03/31/25
Summary Listing

Classification	Current YTD Balance	Prior Year YTD Total	Net Change	Change %
Fund Category Governmental Funds				
Fund Type General Fund				
Fund 10 - General Fund				
LIABILITIES AND FUND EQUITY				
LIABILITIES				
<i>LIABILITIES</i>				
<i>CURRENT LIABILITIES</i>				
Flexible Spending Account-Dep Care W/H	6,787.77	5,860.49	927.28	15.82
Flexible Spending Account-Health W/H	4,446.63	1,847.76	2,598.87	140.65
Health Savings Account W/H	220.00	.00	220.00	+++
Emp DC Pension Contribution Payable	14.10	14.10	.00	.00
Seas DC ICMA Pens Plan	(2.07)	.00	(2.07)	+++
Voluntary Dependent Life	(536.40)	2,857.60	(3,394.00)	(118.77)
<i>CURRENT LIABILITIES Totals</i>	<u>\$5,055,612.54</u>	<u>\$4,675,779.74</u>	<u>\$379,832.80</u>	<u>8.12%</u>
<i>LIABILITIES Totals</i>	<u>\$5,055,612.54</u>	<u>\$4,675,779.74</u>	<u>\$379,832.80</u>	<u>8.12%</u>
LIABILITIES TOTALS	<u>\$5,055,612.54</u>	<u>\$4,675,779.74</u>	<u>\$379,832.80</u>	<u>8.12%</u>
FUND EQUITY				
<i>FUND BALANCE</i>				
<i>NONSPENDABLE FUND BALANCE</i>				
Inventory	348,755.15	338,797.15	9,958.00	2.94
Prepaid	251,187.90	190,455.60	60,732.30	31.89
<i>NONSPENDABLE FUND BALANCE Totals</i>	<u>\$599,943.05</u>	<u>\$529,252.75</u>	<u>\$70,690.30</u>	<u>13.36%</u>
<i>RESTRICTED FUND BALANCE</i>				
Lake St. Clair Marina Grant Reserve	395,777.86	354,960.06	40,817.80	11.50
Hudson Mills Canoe Livery Reserve	37,729.97	37,729.97	.00	.00
Purpose Restriction	110,750.84	.00	110,750.84	+++
<i>RESTRICTED FUND BALANCE Totals</i>	<u>\$544,258.67</u>	<u>\$392,690.03</u>	<u>\$151,568.64</u>	<u>38.60%</u>
<i>ASSIGNED FUND BALANCE</i>				
Compensated Balances	3,352,899.47	3,326,527.44	26,372.03	.79
Planned Use of Fund Balance	14,320,048.00	8,850,000.00	5,470,048.00	61.81
<i>ASSIGNED FUND BALANCE Totals</i>	<u>\$17,672,947.47</u>	<u>\$12,176,527.44</u>	<u>\$5,496,420.03</u>	<u>45.14%</u>
<i>COMMITTED FUND BALANCE</i>				
Land	4,686,129.25	4,686,129.25	.00	.00
Encumbrances	1,503,892.82	2,948,290.82	(1,444,398.00)	(48.99)
Reserve For Restricted Funds	828,390.50	787,239.50	41,151.00	5.23
<i>COMMITTED FUND BALANCE Totals</i>	<u>\$7,018,412.57</u>	<u>\$8,421,659.57</u>	<u>(\$1,403,247.00)</u>	<u>(16.66%)</u>

General Fund Balance Sheet

Through 03/31/25
Summary Listing

Classification	Current YTD Balance	Prior Year YTD Total	Net Change	Change %
Fund Category Governmental Funds				
Fund Type General Fund				
Fund 10 - General Fund				
FUND EQUITY				
FUND BALANCE				
UNASSIGNED FUND BALANCE				
Reserve Future Contingen.	26,365,440.68	30,680,872.65	(4,315,431.97)	(14.07)
UNASSIGNED FUND BALANCE Totals	\$26,365,440.68	\$30,680,872.65	(\$4,315,431.97)	(14.07%)
FUND BALANCE Totals	\$52,201,002.44	\$52,201,002.44	\$0.00	0.00%
FUND EQUITY TOTALS Prior to Current Year Changes	\$52,201,002.44	\$52,201,002.44	\$0.00	0.00%
Prior Year Fund Equity Adjustment	97,010.79			
Fund Revenues	(45,168,842.87)			
Fund Expenses	24,441,965.36			
FUND EQUITY TOTALS	\$72,830,869.16	\$52,201,002.44	\$20,629,866.72	39.52%
LIABILITIES AND FUND EQUITY	\$77,886,481.70	\$56,876,782.18	\$21,009,699.52	36.94%
Fund 10 - General Fund Totals	\$0.00	\$22,430,377.86	(\$22,430,377.86)	(100.00%)
Fund Type General Fund Totals	\$0.00	\$22,430,377.86	(\$22,430,377.86)	(100.00%)
Fund Category Governmental Funds Totals	\$0.00	\$22,430,377.86	(\$22,430,377.86)	(100.00%)
Grand Totals	\$0.00	\$22,430,377.86	(\$22,430,377.86)	(100.00%)

General Fund Revenue Budget Performance

Fiscal Year to Date 03/31/25

Include Rollup Account and Rollup to Account

Account	Account Description	Amended Budget	Current Month Transactions	YTD Encumbrances	YTD Transactions	Budget - YTD Transactions	% Rec'd	Prior Year YTD
Fund 10 - General Fund								
Function 2 - Transfer								
REVENUE								
Revenue								
6000	Transfer In - Capital Project Fund							
6000.80	Transfer In - Capital Project Fund	278.93	.00	.00	.00	278.93	0	.00
	6000 - Transfer In - Capital Project Fund Totals	\$278.93	\$0.00	\$0.00	\$0.00	\$278.93	0%	\$0.00
	Revenue Totals	\$278.93	\$0.00	\$0.00	\$0.00	\$278.93	0%	\$0.00
	REVENUE TOTALS	\$278.93	\$0.00	\$0.00	\$0.00	\$278.93	0%	\$0.00
	Function 2 - Transfer Totals	\$278.93	\$0.00	\$0.00	\$0.00	\$278.93	0%	\$0.00
Function 8 - Operations								
REVENUE								
Revenue								
4300	Revenue-Self Operated	24,816,106.00	1,018,244.09	.00	2,697,399.66	22,118,706.34	11	2,914,581.01
4301	Revenue-Concessionaire	148,333.00	.00	.00	3,521.15	144,811.85	2	2,191.53
4302	Non-taxable Food/Sundry sales	452,724.00	9,595.12	.00	12,549.11	440,174.89	3	15,674.88
4399	Contra Revenue	(6,828.00)	(4,300.00)	.00	(8,752.00)	1,924.00	128	(7,115.00)
4450	Donations	7,520.00	142.97	.00	11,875.84	(4,355.84)	158	9,646.52
4460	Foundation Support	59,033.00	2,840.33	.00	15,829.33	43,203.67	27	6,627.04
	Revenue Totals	\$25,476,888.00	\$1,026,522.51	\$0.00	\$2,732,423.09	\$22,744,464.91	11%	\$2,941,605.98
	REVENUE TOTALS	\$25,476,888.00	\$1,026,522.51	\$0.00	\$2,732,423.09	\$22,744,464.91	11%	\$2,941,605.98
	Function 8 - Operations Totals	\$25,476,888.00	\$1,026,522.51	\$0.00	\$2,732,423.09	\$22,744,464.91	11%	\$2,941,605.98
Function 9 - Administration								
REVENUE								
Revenue								
4200	Property Tax-Current	41,923,259.36	21,730.36	.00	41,923,259.36	.00	100	39,195,690.95
4210	Property Tax Prior	256,073.58	4,065.67	.00	256,073.58	.00	100	143,674.84
4300	Revenue-Self Operated	249,402.00	23,111.30	.00	123,708.39	125,693.61	50	1,644.40
4400	Grant Revenue	10,000.00	4,500.00	.00	4,500.00	5,500.00	45	.00
4410	State Sources	743,834.00	.00	.00	42,000.00	701,834.00	6	.00
4450	Donations	.00	1,000.00	.00	1,100.00	(1,100.00)	+++	3,854.11
4500	Interest Income	500,000.00	33,194.79	.00	(104,221.55)	604,221.55	-21	(37,021.07)
5000	Sale of Capital Assets	125,000.00	.00	.00	190,000.00	(65,000.00)	152	.00
	Revenue Totals	\$43,807,568.94	\$87,602.12	\$0.00	\$42,436,419.78	\$1,371,149.16	97%	\$39,307,843.23
	REVENUE TOTALS	\$43,807,568.94	\$87,602.12	\$0.00	\$42,436,419.78	\$1,371,149.16	97%	\$39,307,843.23
	Function 9 - Administration Totals	\$43,807,568.94	\$87,602.12	\$0.00	\$42,436,419.78	\$1,371,149.16	97%	\$39,307,843.23

General Fund Revenue Budget Performance

Fiscal Year to Date 03/31/25

Include Rollup Account and Rollup to Account

Account	Account Description	Amended Budget	Current Month Transactions	YTD Encumbrances	YTD Transactions	Budget - YTD Transactions	% Rec'd	Prior Year YTD
	Fund 10 - General Fund Totals	\$69,284,735.87	\$1,114,124.63	\$0.00	\$45,168,842.87	\$24,115,893.00		\$42,249,449.21
	Grand Totals	\$69,284,735.87	\$1,114,124.63	\$0.00	\$45,168,842.87	\$24,115,893.00		\$42,249,449.21

General Fund Revenue Budget by Organization

Through 03/31/25

Prior Fiscal Year Activity Included

Summary Listing

Organization	Amended Budget	Current Month Transactions	YTD Encumbrances	YTD Transactions	Budget - YTD Transactions	% Rec'd	Prior Year YTD
Fund 10 - General Fund							
REVENUE							
Function 2 - Transfer							
Location 100 - Administrative Office							
Activity 990 - General							
Category 70 - Other	278.93	.00	.00	.00	278.93	0	.00
Activity 990 - General Totals	\$278.93	\$0.00	\$0.00	\$0.00	\$278.93	0%	\$0.00
Location 100 - Administrative Office	\$278.93	\$0.00	\$0.00	\$0.00	\$278.93	0%	\$0.00
Function 2 - Transfer Totals	\$278.93	\$0.00	\$0.00	\$0.00	\$278.93	0%	\$0.00
Function 8 - Operations							
Location 100 - Administrative Office							
Activity 380 - Outside Lease/Rent							
Category 10 - Site Operations	310,144.00	14,043.26	.00	92,418.98	217,725.02	30	96,756.33
Activity 380 - Outside Lease/Rent Totals	\$310,144.00	\$14,043.26	\$0.00	\$92,418.98	\$217,725.02	30%	\$96,756.33
Activity 590 - Tolling							
Category 10 - Site Operations	460,330.00	45,002.00	.00	104,184.00	356,146.00	23	113,482.00
Activity 590 - Tolling Totals	\$460,330.00	\$45,002.00	\$0.00	\$104,184.00	\$356,146.00	23%	\$113,482.00
Activity 990 - General							
Category 30 - Sundry	.00	20.00	.00	20.00	(20.00)	+++	140.00
Activity 990 - General Totals	\$0.00	\$20.00	\$0.00	\$20.00	(\$20.00)	+++	\$140.00
Location 100 - Administrative Office	\$770,474.00	\$59,065.26	\$0.00	\$196,622.98	\$573,851.02	26%	\$210,378.33
Location 102 - Lake St. Clair							
Activity 531 - Pool							
Category 10 - Site Operations	260,000.00	.00	.00	.00	260,000.00	0	.00
Category 20 - Food/Beverage	1,200.00	.00	.00	1.83	1,198.17	0	81.08
Activity 531 - Pool Totals	\$261,200.00	\$0.00	\$0.00	\$1.83	\$261,198.17	0%	\$81.08
Activity 540 - Dockage/Boat Storage							
Category 10 - Site Operations	120,000.00	11,714.04	.00	47,785.90	72,214.10	40	52,040.94
Category 20 - Food/Beverage	3,700.00	.00	.00	193.14	3,506.86	5	212.89
Category 30 - Sundry	400.00	.00	.00	2,369.00	(1,969.00)	592	.00
Activity 540 - Dockage/Boat Storage	\$124,100.00	\$11,714.04	\$0.00	\$50,348.04	\$73,751.96	41%	\$52,253.83
Activity 565 - Plaza Concession							
Category 10 - Site Operations	35,000.00	.00	.00	.00	35,000.00	0	.00
Activity 565 - Plaza Concession Totals	\$35,000.00	\$0.00	\$0.00	\$0.00	\$35,000.00	0%	\$0.00
Activity 590 - Tolling							
Category 10 - Site Operations	2,026,129.00	110,351.00	.00	310,507.00	1,715,622.00	15	260,458.00
Activity 590 - Tolling Totals	\$2,026,129.00	\$110,351.00	\$0.00	\$310,507.00	\$1,715,622.00	15%	\$260,458.00

General Fund Revenue Budget by Organization

Through 03/31/25

Prior Fiscal Year Activity Included

Summary Listing

Organization	Amended Budget	Current Month Transactions	YTD Encumbrances	YTD Transactions	Budget - YTD Transactions	% Rec'd	Prior Year YTD
Fund 10 - General Fund							
REVENUE							
Function 8 - Operations							
Location 102 - Lake St. Clair							
Activity 630 - Activity Center Rental							
Category 10 - Site Operations	42,500.00	7,700.00	.00	63,300.00	(20,800.00)	149	65,700.00
Activity 630 - Activity Center Rental	\$42,500.00	\$7,700.00	\$0.00	\$63,300.00	(\$20,800.00)	149%	\$65,700.00
Activity 640 - Shelter Reservations							
Category 10 - Site Operations	75,250.00	10,875.00	.00	42,812.50	32,437.50	57	36,287.50
Activity 640 - Shelter Reservations	\$75,250.00	\$10,875.00	\$0.00	\$42,812.50	\$32,437.50	57%	\$36,287.50
Activity 655 - Par 3/Foot Golf							
Category 10 - Site Operations	61,000.00	.00	.00	.00	61,000.00	0	.00
Category 20 - Food/Beverage	700.00	.00	.00	25.74	674.26	4	36.95
Category 30 - Sundry	1,100.00	.00	.00	.00	1,100.00	0	.00
Activity 655 - Par 3/Foot Golf Totals	\$62,800.00	\$0.00	\$0.00	\$25.74	\$62,774.26	0%	\$36.95
Activity 660 - Disc/Adventure Golf							
Category 10 - Site Operations	47,000.00	.00	.00	.00	47,000.00	0	.00
Activity 660 - Disc/Adventure Golf	\$47,000.00	\$0.00	\$0.00	\$0.00	\$47,000.00	0%	\$0.00
Activity 670 - Trackless Train							
Category 10 - Site Operations	1.00	.00	.00	300.00	(299.00)	30000	200.00
Activity 670 - Trackless Train Totals	\$1.00	\$0.00	\$0.00	\$300.00	(\$299.00)	30000	\$200.00
Activity 700 - Special Events							
Category 10 - Site Operations	49,901.00	1,785.00	.00	3,175.00	46,726.00	6	4,972.00
Activity 700 - Special Events Totals	\$49,901.00	\$1,785.00	\$0.00	\$3,175.00	\$46,726.00	6%	\$4,972.00
Activity 880 - Interpretive Center/Mill							
Category 10 - Site Operations	74,250.00	3,664.00	.00	6,907.00	67,343.00	9	9,335.00
Category 30 - Sundry	1,000.00	62.67	.00	83.21	916.79	8	179.40
Activity 880 - Interpretive Center/Mill	\$75,250.00	\$3,726.67	\$0.00	\$6,990.21	\$68,259.79	9%	\$9,514.40
Activity 990 - General							
Category 10 - Site Operations	3,000.00	.00	.00	545.87	2,454.13	18	.00
Category 20 - Food/Beverage	.00	.00	.00	117.95	(117.95)	+++	55.61
Category 70 - Other	600.00	250.00	.00	250.00	350.00	42	1,000.00
Activity 990 - General Totals	\$3,600.00	\$250.00	\$0.00	\$913.82	\$2,686.18	25%	\$1,055.61
Activity 991 - Joint Government Maint							
Category 10 - Site Operations	179,135.00	.00	.00	117,532.85	61,602.15	66	145,366.00
Activity 991 - Joint Government Maint	\$179,135.00	\$0.00	\$0.00	\$117,532.85	\$61,602.15	66%	\$145,366.00
Location 102 - Lake St. Clair Totals	\$2,981,866.00	\$146,401.71	\$0.00	\$595,906.99	\$2,385,959.01	20%	\$575,925.37

General Fund Revenue Budget by Organization

Through 03/31/25

Prior Fiscal Year Activity Included

Summary Listing

Organization	Amended Budget	Current Month Transactions	YTD Encumbrances	YTD Transactions	Budget - YTD Transactions	% Rec'd	Prior Year YTD
Fund 10 - General Fund							
REVENUE							
Function 8 - Operations							
Location 104 - Kensington							
Activity 535 - Sprayzone							
Category 10 - Site Operations	254,651.00	200.00	.00	1,000.00	253,651.00	0	1,260.00
Category 20 - Food/Beverage	.00	.00	.00	201.36	(201.36)	+++	63.10
Category 30 - Sundry	2,790.00	.00	.00	.00	2,790.00	0	.00
Activity 535 - Sprayzone Totals	\$257,441.00	\$200.00	\$0.00	\$1,201.36	\$256,239.64	0%	\$1,323.10
Activity 538 - Beach							
Category 20 - Food/Beverage	126,351.00	.00	.00	.00	126,351.00	0	.00
Activity 538 - Beach Totals	\$126,351.00	\$0.00	\$0.00	\$0.00	\$126,351.00	0%	\$0.00
Activity 540 - Dockage/Boat Storage							
Category 10 - Site Operations	73,031.00	4,725.00	.00	65,400.00	7,631.00	90	69,325.00
Activity 540 - Dockage/Boat Storage Totals	\$73,031.00	\$4,725.00	\$0.00	\$65,400.00	\$7,631.00	90%	\$69,325.00
Activity 550 - Boat Rental							
Category 10 - Site Operations	183,579.00	.00	.00	.00	183,579.00	0	.00
Category 20 - Food/Beverage	14,683.00	.00	.00	14.50	14,668.50	0	60.72
Category 30 - Sundry	728.00	.00	.00	.00	728.00	0	.00
Activity 550 - Boat Rental Totals	\$198,990.00	\$0.00	\$0.00	\$14.50	\$198,975.50	0%	\$60.72
Activity 560 - Excursion Boat							
Category 10 - Site Operations	38,696.00	.00	.00	.00	38,696.00	0	.00
Activity 560 - Excursion Boat Totals	\$38,696.00	\$0.00	\$0.00	\$0.00	\$38,696.00	0%	\$0.00
Activity 580 - Cross Country Skiing							
Category 10 - Site Operations	6,697.00	.00	.00	7,389.00	(692.00)	110	4,891.00
Category 20 - Food/Beverage	100.00	.00	.00	18.87	81.13	19	14.63
Category 30 - Sundry	.00	.00	.00	.00	.00	+++	11.34
Activity 580 - Cross Country Skiing Totals	\$6,797.00	\$0.00	\$0.00	\$7,407.87	(\$610.87)	109%	\$4,916.97
Activity 590 - Tolling							
Category 10 - Site Operations	2,963,709.00	213,228.00	.00	451,471.00	2,512,238.00	15	516,481.00
Activity 590 - Tolling Totals	\$2,963,709.00	\$213,228.00	\$0.00	\$451,471.00	\$2,512,238.00	15%	\$516,481.00
Activity 615 - Group Camping							
Category 10 - Site Operations	7,455.00	770.00	.00	1,735.00	5,720.00	23	2,190.00
Category 30 - Sundry	550.00	.00	.00	.00	550.00	0	25.00
Activity 615 - Group Camping Totals	\$8,005.00	\$770.00	\$0.00	\$1,735.00	\$6,270.00	22%	\$2,215.00
Activity 635 - Mobile Stage							
Category 10 - Site Operations	4,200.00	.00	.00	1,800.00	2,400.00	43	4,050.00
Activity 635 - Mobile Stage Totals	\$4,200.00	\$0.00	\$0.00	\$1,800.00	\$2,400.00	43%	\$4,050.00

General Fund Revenue Budget by Organization

Through 03/31/25

Prior Fiscal Year Activity Included

Summary Listing

Organization	Amended Budget	Current Month Transactions	YTD Encumbrances	YTD Transactions	Budget - YTD Transactions	% Rec'd	Prior Year YTD
Fund 10 - General Fund							
REVENUE							
Function 8 - Operations							
Location 104 - Kensington							
Activity 640 - Shelter Reservations							
Category 10 - Site Operations	113,400.00	12,512.50	.00	37,962.50	75,437.50	33	44,575.00
Activity 640 - Shelter Reservations	\$113,400.00	\$12,512.50	\$0.00	\$37,962.50	\$75,437.50	33%	\$44,575.00
Activity 650 - Golf Course							
Category 10 - Site Operations	1,311,882.00	14,615.00	.00	14,615.00	1,297,267.00	1	40,471.00
Category 20 - Food/Beverage	248,103.00	1,542.65	.00	1,542.65	246,560.35	1	6,652.84
Category 30 - Sundry	33,111.00	527.12	.00	527.12	32,583.88	2	840.31
Activity 650 - Golf Course Totals	\$1,593,096.00	\$16,684.77	\$0.00	\$16,684.77	\$1,576,411.23	1%	\$47,964.15
Activity 660 - Disc/Adventure Golf							
Category 10 - Site Operations	97,545.00	9,089.00	.00	9,526.00	88,019.00	10	9,899.00
Category 20 - Food/Beverage	1,800.00	.00	.00	1,630.00	170.00	91	.00
Category 30 - Sundry	17,000.00	105.70	.00	105.70	16,894.30	1	.00
Activity 660 - Disc/Adventure Golf	\$116,345.00	\$9,194.70	\$0.00	\$11,261.70	\$105,083.30	10%	\$9,899.00
Activity 700 - Special Events							
Category 10 - Site Operations	25,400.00	215.00	.00	2,788.00	22,612.00	11	1,460.00
Category 20 - Food/Beverage	4,800.00	.00	.00	.00	4,800.00	0	.00
Category 30 - Sundry	1,400.00	.00	.00	.00	1,400.00	0	.00
Activity 700 - Special Events Totals	\$31,600.00	\$215.00	\$0.00	\$2,788.00	\$28,812.00	9%	\$1,460.00
Activity 880 - Interpretive Center/Mill							
Category 10 - Site Operations	23,520.00	5,817.50	.00	17,735.50	5,784.50	75	14,748.50
Category 20 - Food/Beverage	.00	.00	.00	.00	.00	+++	60.57
Category 30 - Sundry	5,000.00	430.16	.00	621.28	4,378.72	12	712.62
Activity 880 - Interpretive Center/Mill	\$28,520.00	\$6,247.66	\$0.00	\$18,356.78	\$10,163.22	64%	\$15,521.69
Activity 881 - Farm Learning Center							
Category 10 - Site Operations	48,040.00	8,023.15	.00	23,930.15	24,109.85	50	24,033.85
Category 20 - Food/Beverage	128,100.00	5,429.29	.00	7,759.75	120,340.25	6	15,719.69
Category 30 - Sundry	16,000.00	4,638.00	.00	5,195.18	10,804.82	32	4,473.23
Activity 881 - Farm Learning Center	\$192,140.00	\$18,090.44	\$0.00	\$36,885.08	\$155,254.92	19%	\$44,226.77
Activity 882 - Mobile Learning Center							
Category 10 - Site Operations	11,000.00	1,475.00	.00	15,973.50	(4,973.50)	145	14,126.50
Activity 882 - Mobile Learning Center	\$11,000.00	\$1,475.00	\$0.00	\$15,973.50	(\$4,973.50)	145%	\$14,126.50
Activity 990 - General							
Category 10 - Site Operations	9,500.00	.00	.00	7,150.00	2,350.00	75	7,400.00
Category 20 - Food/Beverage	300.00	.00	.00	13.75	286.25	5	39.89

General Fund Revenue Budget by Organization

Through 03/31/25

Prior Fiscal Year Activity Included

Summary Listing

Organization	Amended Budget	Current Month Transactions	YTD Encumbrances	YTD Transactions	Budget - YTD Transactions	% Rec'd	Prior Year YTD
Fund 10 - General Fund							
REVENUE							
Function 8 - Operations							
Location 104 - Kensington							
Activity 990 - General							
Category 70 - Other	6,000.00	6.50	.00	106.50	5,893.50	2	1,173.70
Activity 990 - General Totals	\$15,800.00	\$6.50	\$0.00	\$7,270.25	\$8,529.75	46%	\$8,613.59
Activity 991 - Joint Government Maint							
Category 10 - Site Operations	3,300.00	.00	.00	7,295.78	(3,995.78)	221	2,000.00
Activity 991 - Joint Government Maint	\$3,300.00	\$0.00	\$0.00	\$7,295.78	(\$3,995.78)	221%	\$2,000.00
Location 104 - Kensington Totals	\$5,782,421.00	\$283,349.57	\$0.00	\$683,508.09	\$5,098,912.91	12%	\$786,758.49
Location 106 - Lower Huron/Will/Oakwoods							
Activity 531 - Pool							
Category 10 - Site Operations	80,000.00	.00	.00	.00	80,000.00	0	.00
Category 20 - Food/Beverage	21,800.00	.00	.00	.00	21,800.00	0	.00
Category 30 - Sundry	850.00	.00	.00	.00	850.00	0	.00
Activity 531 - Pool Totals	\$102,650.00	\$0.00	\$0.00	\$0.00	\$102,650.00	0%	\$0.00
Activity 532 - Waterpark							
Category 10 - Site Operations	700,000.00	.00	.00	.00	700,000.00	0	.00
Category 20 - Food/Beverage	110,000.00	.00	.00	.00	110,000.00	0	.00
Category 30 - Sundry	3,500.00	.00	.00	.00	3,500.00	0	.00
Activity 532 - Waterpark Totals	\$813,500.00	\$0.00	\$0.00	\$0.00	\$813,500.00	0%	\$0.00
Activity 550 - Boat Rental							
Category 10 - Site Operations	10,200.00	.00	.00	.00	10,200.00	0	.00
Category 20 - Food/Beverage	150.00	.00	.00	.00	150.00	0	12.68
Activity 550 - Boat Rental Totals	\$10,350.00	\$0.00	\$0.00	\$0.00	\$10,350.00	0%	\$12.68
Activity 590 - Tolling							
Category 10 - Site Operations	1,096,870.00	41,880.00	.00	102,072.00	994,798.00	9	97,768.00
Activity 590 - Tolling Totals	\$1,096,870.00	\$41,880.00	\$0.00	\$102,072.00	\$994,798.00	9%	\$97,768.00
Activity 610 - Family Camping							
Category 10 - Site Operations	10,500.00	500.00	.00	500.00	10,000.00	5	2,400.00
Category 30 - Sundry	1,000.00	.00	.00	.00	1,000.00	0	.00
Activity 610 - Family Camping Totals	\$11,500.00	\$500.00	\$0.00	\$500.00	\$11,000.00	4%	\$2,400.00
Activity 615 - Group Camping							
Category 10 - Site Operations	1,500.00	185.00	.00	285.00	1,215.00	19	720.00
Category 30 - Sundry	100.00	.00	.00	.00	100.00	0	23.58
Activity 615 - Group Camping Totals	\$1,600.00	\$185.00	\$0.00	\$285.00	\$1,315.00	18%	\$743.58

General Fund Revenue Budget by Organization

Through 03/31/25

Prior Fiscal Year Activity Included

Summary Listing

Organization	Amended Budget	Current Month Transactions	YTD Encumbrances	YTD Transactions	Budget - YTD Transactions	% Rec'd	Prior Year YTD
Fund 10 - General Fund							
REVENUE							
Function 8 - Operations							
Location 106 - Lower Huron/Will/Oakwoods							
Activity 640 - Shelter Reservations							
Category 10 - Site Operations	83,000.00	9,650.00	.00	37,875.00	45,125.00	46	34,850.00
Activity 640 - Shelter Reservations	\$83,000.00	\$9,650.00	\$0.00	\$37,875.00	\$45,125.00	46%	\$34,850.00
Activity 650 - Golf Course							
Category 10 - Site Operations	850,000.00	3,078.00	.00	3,078.00	846,922.00	0	34,207.00
Category 20 - Food/Beverage	189,000.00	550.60	.00	550.60	188,449.40	0	5,234.14
Category 30 - Sundry	19,000.00	271.04	.00	271.04	18,728.96	1	1,046.76
Activity 650 - Golf Course Totals	\$1,058,000.00	\$3,899.64	\$0.00	\$3,899.64	\$1,054,100.36	0%	\$40,487.90
Activity 660 - Disc/Adventure Golf							
Category 10 - Site Operations	1,600.00	45.00	.00	279.00	1,321.00	17	520.00
Activity 660 - Disc/Adventure Golf	\$1,600.00	\$45.00	\$0.00	\$279.00	\$1,321.00	17%	\$520.00
Activity 700 - Special Events							
Category 10 - Site Operations	9,700.00	.00	.00	.00	9,700.00	0	.00
Category 20 - Food/Beverage	3,500.00	.00	.00	.00	3,500.00	0	.00
Category 30 - Sundry	1,400.00	.00	.00	.00	1,400.00	0	.00
Activity 700 - Special Events Totals	\$14,600.00	\$0.00	\$0.00	\$0.00	\$14,600.00	0%	\$0.00
Activity 880 - Interpretive Center/Mill							
Category 10 - Site Operations	15,200.00	1,056.00	.00	2,150.00	13,050.00	14	2,044.00
Category 20 - Food/Beverage	150.00	.00	.00	.00	150.00	0	.00
Category 30 - Sundry	2,900.00	296.88	.00	596.06	2,303.94	21	222.33
Activity 880 - Interpretive Center/Mill	\$18,250.00	\$1,352.88	\$0.00	\$2,746.06	\$15,503.94	15%	\$2,266.33
Activity 882 - Mobile Learning Center							
Category 10 - Site Operations	10,000.00	530.00	.00	6,160.00	3,840.00	62	4,322.50
Activity 882 - Mobile Learning Center	\$10,000.00	\$530.00	\$0.00	\$6,160.00	\$3,840.00	62%	\$4,322.50
Activity 884 - Community Outreach Interpretive							
Category 10 - Site Operations	20,533.00	1,722.33	.00	1,722.33	18,810.67	8	.00
Activity 884 - Community Outreach	\$20,533.00	\$1,722.33	\$0.00	\$1,722.33	\$18,810.67	8%	\$0.00
Activity 990 - General							
Category 70 - Other	1,200.00	.00	.00	321.60	878.40	27	.00
Activity 990 - General Totals	\$1,200.00	\$0.00	\$0.00	\$321.60	\$878.40	27%	\$0.00
Location 106 - Lower	\$3,243,653.00	\$59,764.85	\$0.00	\$155,860.63	\$3,087,792.37	5%	\$183,370.99
Location 108 - Hudson Mills/Dexter/Delhi							
Activity 550 - Boat Rental							
Category 10 - Site Operations	64,500.00	.00	.00	.00	64,500.00	0	.00

General Fund Revenue Budget by Organization

Through 03/31/25

Prior Fiscal Year Activity Included

Summary Listing

Organization	Amended Budget	Current Month Transactions	YTD Encumbrances	YTD Transactions	Budget - YTD Transactions	% Rec'd	Prior Year YTD
Fund 10 - General Fund							
REVENUE							
Function 8 - Operations							
Location 108 - Hudson Mills/Dexter/Delhi							
Activity 550 - Boat Rental Totals	\$64,500.00	\$0.00	\$0.00	\$0.00	\$64,500.00	0%	\$0.00
Activity 590 - Tolling							
Category 10 - Site Operations	569,531.00	37,830.00	.00	85,141.00	484,390.00	15	92,818.00
Activity 590 - Tolling Totals	\$569,531.00	\$37,830.00	\$0.00	\$85,141.00	\$484,390.00	15%	\$92,818.00
Activity 615 - Group Camping							
Category 10 - Site Operations	2,875.00	205.00	.00	550.00	2,325.00	19	1,035.00
Category 30 - Sundry	1,125.00	70.74	.00	192.90	932.10	17	306.55
Activity 615 - Group Camping Totals	\$4,000.00	\$275.74	\$0.00	\$742.90	\$3,257.10	19%	\$1,341.55
Activity 635 - Mobile Stage							
Category 10 - Site Operations	.00	.00	.00	.00	.00	+++	600.00
Activity 635 - Mobile Stage Totals	\$0.00	\$0.00	\$0.00	\$0.00	\$0.00	+++	\$600.00
Activity 640 - Shelter Reservations							
Category 10 - Site Operations	26,500.00	2,300.00	.00	6,800.00	19,700.00	26	7,100.00
Activity 640 - Shelter Reservations Totals	\$26,500.00	\$2,300.00	\$0.00	\$6,800.00	\$19,700.00	26%	\$7,100.00
Activity 650 - Golf Course							
Category 10 - Site Operations	930,500.00	11,864.30	.00	11,864.30	918,635.70	1	14,315.81
Category 20 - Food/Beverage	152,120.00	2,236.25	.00	2,236.25	149,883.75	1	1,557.70
Category 30 - Sundry	24,320.00	547.38	.00	547.38	23,772.62	2	432.01
Activity 650 - Golf Course Totals	\$1,106,940.00	\$14,647.93	\$0.00	\$14,647.93	\$1,092,292.07	1%	\$16,305.52
Activity 660 - Disc/Adventure Golf							
Category 10 - Site Operations	30,500.00	4,667.00	.00	6,961.00	23,539.00	23	8,648.00
Category 30 - Sundry	325.00	28.30	.00	28.30	296.70	9	5.66
Activity 660 - Disc/Adventure Golf Totals	\$30,825.00	\$4,695.30	\$0.00	\$6,989.30	\$23,835.70	23%	\$8,653.66
Activity 700 - Special Events							
Category 10 - Site Operations	8,400.00	700.00	.00	1,516.00	6,884.00	18	1,102.00
Category 20 - Food/Beverage	600.00	.00	.00	640.00	(40.00)	107	378.00
Activity 700 - Special Events Totals	\$9,000.00	\$700.00	\$0.00	\$2,156.00	\$6,844.00	24%	\$1,480.00
Activity 880 - Interpretive Center/Mill							
Category 10 - Site Operations	10,260.00	1,918.00	.00	4,758.00	5,502.00	46	9,381.00
Category 30 - Sundry	3,679.00	963.00	.00	1,128.00	2,551.00	31	921.00
Activity 880 - Interpretive Center/Mill Totals	\$13,939.00	\$2,881.00	\$0.00	\$5,886.00	\$8,053.00	42%	\$10,302.00
Activity 990 - General							
Category 10 - Site Operations	3,300.00	.00	.00	1.00	3,299.00	0	702.00
Category 20 - Food/Beverage	7,300.00	221.84	.00	972.43	6,327.57	13	1,974.18

General Fund Revenue Budget by Organization

Through 03/31/25

Prior Fiscal Year Activity Included

Summary Listing

Organization	Amended Budget	Current Month Transactions	YTD Encumbrances	YTD Transactions	Budget - YTD Transactions	% Rec'd	Prior Year YTD
Fund 10 - General Fund							
REVENUE							
Function 8 - Operations							
Location 108 - Hudson Mills/Dexter/Delhi							
Activity 990 - General							
Category 30 - Sundry	550.00	49.04	.00	49.04	500.96	9	9.42
Category 70 - Other	3,150.00	100.00	.00	150.00	3,000.00	5	250.00
Activity 990 - General Totals	\$14,300.00	\$370.88	\$0.00	\$1,172.47	\$13,127.53	8%	\$2,935.60
Activity 991 - Joint Government Maint							
Category 10 - Site Operations	8,100.00	.00	.00	.00	8,100.00	0	.00
Activity 991 - Joint Government Maint	\$8,100.00	\$0.00	\$0.00	\$0.00	\$8,100.00	0%	\$0.00
Location 108 - Hudson	\$1,847,635.00	\$63,700.85	\$0.00	\$123,535.60	\$1,724,099.40	7%	\$141,536.33
Location 109 - Stony Creek							
Activity 537 - Ripslide							
Category 10 - Site Operations	115,800.00	.00	.00	.00	115,800.00	0	.00
Activity 537 - Ripslide Totals	\$115,800.00	\$0.00	\$0.00	\$0.00	\$115,800.00	0%	\$0.00
Activity 538 - Beach							
Category 10 - Site Operations	90,050.00	.00	.00	.00	90,050.00	0	.00
Category 20 - Food/Beverage	177,642.00	.00	.00	.00	177,642.00	0	.00
Category 30 - Sundry	13,500.00	.00	.00	.00	13,500.00	0	.00
Activity 538 - Beach Totals	\$281,192.00	\$0.00	\$0.00	\$0.00	\$281,192.00	0%	\$0.00
Activity 540 - Dockage/Boat Storage							
Category 10 - Site Operations	57,000.00	28,000.00	.00	31,600.00	25,400.00	55	26,000.00
Activity 540 - Dockage/Boat Storage	\$57,000.00	\$28,000.00	\$0.00	\$31,600.00	\$25,400.00	55%	\$26,000.00
Activity 550 - Boat Rental							
Category 10 - Site Operations	145,000.00	.00	.00	.00	145,000.00	0	.00
Category 20 - Food/Beverage	10,000.00	.00	.00	17.80	9,982.20	0	331.42
Category 30 - Sundry	2,000.00	.00	.00	.00	2,000.00	0	.00
Activity 550 - Boat Rental Totals	\$157,000.00	\$0.00	\$0.00	\$17.80	\$156,982.20	0%	\$331.42
Activity 580 - Cross Country Skiing							
Category 10 - Site Operations	4,995.00	.00	.00	5,364.00	(369.00)	107	1,528.00
Category 20 - Food/Beverage	300.00	.00	.00	290.00	10.00	97	22.00
Activity 580 - Cross Country Skiing	\$5,295.00	\$0.00	\$0.00	\$5,654.00	(\$359.00)	107%	\$1,550.00
Activity 590 - Tolling							
Category 10 - Site Operations	2,531,290.00	145,766.00	.00	330,426.00	2,200,864.00	13	394,486.00
Activity 590 - Tolling Totals	\$2,531,290.00	\$145,766.00	\$0.00	\$330,426.00	\$2,200,864.00	13%	\$394,486.00
Activity 610 - Family Camping							
Category 10 - Site Operations	47,500.00	2,550.00	.00	5,825.00	41,675.00	12	5,075.00

General Fund Revenue Budget by Organization

Through 03/31/25

Prior Fiscal Year Activity Included

Summary Listing

Organization	Amended Budget	Current Month Transactions	YTD Encumbrances	YTD Transactions	Budget - YTD Transactions	% Rec'd	Prior Year YTD
Fund 10 - General Fund							
REVENUE							
Function 8 - Operations							
Location 109 - Stony Creek							
Activity 610 - Family Camping							
Category 20 - Food/Beverage	400.00	.00	.00	.00	400.00	0	.00
Category 30 - Sundry	13,572.00	.00	.00	.00	13,572.00	0	.00
Activity 610 - Family Camping Totals	\$61,472.00	\$2,550.00	\$0.00	\$5,825.00	\$55,647.00	9%	\$5,075.00
Activity 635 - Mobile Stage							
Category 10 - Site Operations	1,200.00	.00	.00	600.00	600.00	50	.00
Activity 635 - Mobile Stage Totals	\$1,200.00	\$0.00	\$0.00	\$600.00	\$600.00	50%	\$0.00
Activity 640 - Shelter Reservations							
Category 10 - Site Operations	113,100.00	10,425.00	.00	32,250.00	80,850.00	29	41,512.50
Activity 640 - Shelter Reservations Totals	\$113,100.00	\$10,425.00	\$0.00	\$32,250.00	\$80,850.00	29%	\$41,512.50
Activity 650 - Golf Course							
Category 10 - Site Operations	1,320,000.00	8,267.00	.00	8,267.00	1,311,733.00	1	5,884.00
Category 20 - Food/Beverage	306,900.00	1,712.54	.00	1,712.54	305,187.46	1	324.78
Category 30 - Sundry	28,000.00	239.07	.00	239.07	27,760.93	1	110.75
Activity 650 - Golf Course Totals	\$1,654,900.00	\$10,218.61	\$0.00	\$10,218.61	\$1,644,681.39	1%	\$6,319.53
Activity 660 - Disc/Adventure Golf							
Category 10 - Site Operations	29,500.00	840.00	.00	1,320.00	28,180.00	4	2,500.00
Category 20 - Food/Beverage	3,000.00	.00	.00	.00	3,000.00	0	.00
Category 30 - Sundry	560.00	.00	.00	.00	560.00	0	.00
Activity 660 - Disc/Adventure Golf Totals	\$33,060.00	\$840.00	\$0.00	\$1,320.00	\$31,740.00	4%	\$2,500.00
Activity 700 - Special Events							
Category 20 - Food/Beverage	2,000.00	.00	.00	.00	2,000.00	0	.00
Category 30 - Sundry	1,400.00	.00	.00	.00	1,400.00	0	.00
Activity 700 - Special Events Totals	\$3,400.00	\$0.00	\$0.00	\$0.00	\$3,400.00	0%	\$0.00
Activity 880 - Interpretive Center/Mill							
Category 10 - Site Operations	29,205.00	6,980.75	.00	15,373.75	13,831.25	53	15,332.25
Category 30 - Sundry	500.00	.00	.00	.00	500.00	0	.00
Activity 880 - Interpretive Center/Mill Totals	\$29,705.00	\$6,980.75	\$0.00	\$15,373.75	\$14,331.25	52%	\$15,332.25
Activity 882 - Mobile Learning Center							
Category 10 - Site Operations	15,000.00	1,525.00	.00	4,672.00	10,328.00	31	4,652.00
Activity 882 - Mobile Learning Center Totals	\$15,000.00	\$1,525.00	\$0.00	\$4,672.00	\$10,328.00	31%	\$4,652.00
Activity 990 - General							
Category 10 - Site Operations	50,320.00	1,500.00	.00	26,760.00	23,560.00	53	14,650.00
Category 20 - Food/Beverage	122.00	.00	.00	41.99	80.01	34	.00

General Fund Revenue Budget by Organization

Through 03/31/25

Prior Fiscal Year Activity Included

Summary Listing

Organization	Amended Budget	Current Month Transactions	YTD Encumbrances	YTD Transactions	Budget - YTD Transactions	% Rec'd	Prior Year YTD
Fund 10 - General Fund							
REVENUE							
Function 8 - Operations							
Location 109 - Stony Creek							
Activity 990 - General							
Category 30 - Sundry	1,750.00	.00	.00	.00	1,750.00	0	.00
Category 70 - Other	.00	.00	.00	.00	.00	+++	(15.00)
Activity 990 - General Totals	\$52,192.00	\$1,500.00	\$0.00	\$26,801.99	\$25,390.01	51%	\$14,635.00
Activity 991 - Joint Government Maint							
Category 10 - Site Operations	18,260.00	.00	.00	.00	18,260.00	0	18,260.00
Activity 991 - Joint Government Maint	\$18,260.00	\$0.00	\$0.00	\$0.00	\$18,260.00	0%	\$18,260.00
Location 109 - Stony Creek Totals	\$5,129,866.00	\$207,805.36	\$0.00	\$464,759.15	\$4,665,106.85	9%	\$530,653.70
Location 112 - Lake Erie							
Activity 540 - Dockage/Boat Storage							
Category 10 - Site Operations	210,000.00	8,058.00	.00	14,333.00	195,667.00	7	14,078.00
Category 20 - Food/Beverage	2,900.00	.00	.00	28.44	2,871.56	1	33.50
Category 30 - Sundry	500.00	.00	.00	.00	500.00	0	.00
Activity 540 - Dockage/Boat Storage	\$213,400.00	\$8,058.00	\$0.00	\$14,361.44	\$199,038.56	7%	\$14,111.50
Activity 590 - Tolling							
Category 10 - Site Operations	580,000.00	65,693.00	.00	129,173.00	450,827.00	22	129,781.00
Activity 590 - Tolling Totals	\$580,000.00	\$65,693.00	\$0.00	\$129,173.00	\$450,827.00	22%	\$129,781.00
Activity 640 - Shelter Reservations							
Category 10 - Site Operations	14,000.00	800.00	.00	3,200.00	10,800.00	23	3,850.00
Activity 640 - Shelter Reservations	\$14,000.00	\$800.00	\$0.00	\$3,200.00	\$10,800.00	23%	\$3,850.00
Activity 650 - Golf Course							
Category 10 - Site Operations	880,000.00	20,226.50	.00	20,226.50	859,773.50	2	30,203.50
Category 20 - Food/Beverage	242,000.00	4,446.83	.00	4,446.83	237,553.17	2	6,318.70
Category 30 - Sundry	25,500.00	981.10	.00	981.10	24,518.90	4	1,298.82
Activity 650 - Golf Course Totals	\$1,147,500.00	\$25,654.43	\$0.00	\$25,654.43	\$1,121,845.57	2%	\$37,821.02
Activity 700 - Special Events							
Category 10 - Site Operations	600.00	200.00	.00	200.00	400.00	33	.00
Category 20 - Food/Beverage	1,400.00	.00	.00	.00	1,400.00	0	.00
Category 30 - Sundry	1,400.00	.00	.00	.00	1,400.00	0	.00
Activity 700 - Special Events Totals	\$3,400.00	\$200.00	\$0.00	\$200.00	\$3,200.00	6%	\$0.00
Activity 880 - Interpretive Center/Mill							
Category 10 - Site Operations	11,800.00	688.72	.00	1,689.72	10,110.28	14	2,144.00
Category 20 - Food/Beverage	200.00	.00	.00	50.70	149.30	25	34.80
Category 30 - Sundry	8,200.00	88.50	.00	199.66	8,000.34	2	346.28

General Fund Revenue Budget by Organization

Through 03/31/25

Prior Fiscal Year Activity Included

Summary Listing

Organization	Amended Budget	Current Month Transactions	YTD Encumbrances	YTD Transactions	Budget - YTD Transactions	% Rec'd	Prior Year YTD
Fund 10 - General Fund							
REVENUE							
Function 8 - Operations							
Location 112 - Lake Erie							
Activity 880 - Interpretive Center/Mill	\$20,200.00	\$777.22	\$0.00	\$1,940.08	\$18,259.92	10%	\$2,525.08
Activity 990 - General							
Category 10 - Site Operations	400.00	10.00	.00	15.00	385.00	4	.00
Category 20 - Food/Beverage	.00	.00	.00	36.25	(36.25)	+++	.00
Category 70 - Other	700.00	.00	.00	.00	700.00	0	.00
Activity 990 - General Totals	\$1,100.00	\$10.00	\$0.00	\$51.25	\$1,048.75	5%	\$0.00
Location 112 - Lake Erie Totals	\$1,979,600.00	\$101,192.65	\$0.00	\$174,580.20	\$1,805,019.80	9%	\$188,088.60
Location 113 - Wolcott							
Activity 590 - Tolling							
Category 10 - Site Operations	42,215.00	2,206.00	.00	2,937.00	39,278.00	7	7,601.00
Activity 590 - Tolling Totals	\$42,215.00	\$2,206.00	\$0.00	\$2,937.00	\$39,278.00	7%	\$7,601.00
Activity 615 - Group Camping							
Category 10 - Site Operations	7,050.00	810.00	.00	2,480.00	4,570.00	35	4,360.00
Activity 615 - Group Camping Totals	\$7,050.00	\$810.00	\$0.00	\$2,480.00	\$4,570.00	35%	\$4,360.00
Activity 630 - Activity Center Rental							
Category 10 - Site Operations	20,000.00	2,500.00	.00	4,800.00	15,200.00	24	15,625.00
Activity 630 - Activity Center Rental Totals	\$20,000.00	\$2,500.00	\$0.00	\$4,800.00	\$15,200.00	24%	\$15,625.00
Activity 640 - Shelter Reservations							
Category 10 - Site Operations	9,375.00	1,250.00	.00	3,475.00	5,900.00	37	4,100.00
Activity 640 - Shelter Reservations Totals	\$9,375.00	\$1,250.00	\$0.00	\$3,475.00	\$5,900.00	37%	\$4,100.00
Activity 700 - Special Events							
Category 10 - Site Operations	700.00	.00	.00	.00	700.00	0	.00
Activity 700 - Special Events Totals	\$700.00	\$0.00	\$0.00	\$0.00	\$700.00	0%	\$0.00
Activity 880 - Interpretive Center/Mill							
Category 10 - Site Operations	.00	201.00	.00	453.00	(453.00)	+++	5,428.00
Category 30 - Sundry	1.00	.00	.00	.00	1.00	0	.00
Activity 880 - Interpretive Center/Mill Totals	\$1.00	\$201.00	\$0.00	\$453.00	(\$452.00)	45300	\$5,428.00
Activity 881 - Farm Learning Center							
Category 10 - Site Operations	93,701.00	12,498.94	.00	31,811.13	61,889.87	34	20,226.13
Category 20 - Food/Beverage	1,200.00	944.56	.00	961.56	238.44	80	162.50
Category 30 - Sundry	4,000.00	.00	.00	231.70	3,768.30	6	1,783.90
Activity 881 - Farm Learning Center Totals	\$98,901.00	\$13,443.50	\$0.00	\$33,004.39	\$65,896.61	33%	\$22,172.53
Activity 990 - General							
Category 10 - Site Operations	800.00	.00	.00	.00	800.00	0	800.00

General Fund Revenue Budget by Organization

Through 03/31/25

Prior Fiscal Year Activity Included

Summary Listing

Organization	Amended Budget	Current Month Transactions	YTD Encumbrances	YTD Transactions	Budget - YTD Transactions	% Rec'd	Prior Year YTD
Fund 10 - General Fund							
REVENUE							
Function 8 - Operations							
Location 113 - Wolcott							
Activity 990 - General Totals	\$800.00	\$0.00	\$0.00	\$0.00	\$800.00	0%	\$800.00
Location 113 - Wolcott Totals	\$179,042.00	\$20,410.50	\$0.00	\$47,149.39	\$131,892.61	26%	\$60,086.53
Location 115 - Indian Springs							
Activity 590 - Tolling							
Category 10 - Site Operations	343,069.00	24,991.00	.00	56,112.00	286,957.00	16	58,315.00
Activity 590 - Tolling Totals	\$343,069.00	\$24,991.00	\$0.00	\$56,112.00	\$286,957.00	16%	\$58,315.00
Activity 630 - Activity Center Rental							
Category 10 - Site Operations	81,100.00	7,400.00	.00	83,200.00	(2,100.00)	103	81,200.00
Activity 630 - Activity Center Rental	\$81,100.00	\$7,400.00	\$0.00	\$83,200.00	(\$2,100.00)	103%	\$81,200.00
Activity 640 - Shelter Reservations							
Category 10 - Site Operations	13,125.00	1,100.00	.00	2,700.00	10,425.00	21	2,750.00
Activity 640 - Shelter Reservations	\$13,125.00	\$1,100.00	\$0.00	\$2,700.00	\$10,425.00	21%	\$2,750.00
Activity 650 - Golf Course							
Category 10 - Site Operations	1,166,666.00	18,630.00	.00	18,630.00	1,148,036.00	2	12,487.00
Category 20 - Food/Beverage	215,192.00	2,529.80	.00	2,529.80	212,662.20	1	1,955.64
Category 30 - Sundry	29,884.00	799.03	.00	799.03	29,084.97	3	429.21
Activity 650 - Golf Course Totals	\$1,411,742.00	\$21,958.83	\$0.00	\$21,958.83	\$1,389,783.17	2%	\$14,871.85
Activity 700 - Special Events							
Category 20 - Food/Beverage	575.00	.00	.00	17.13	557.87	3	.00
Activity 700 - Special Events Totals	\$575.00	\$0.00	\$0.00	\$17.13	\$557.87	3%	\$0.00
Activity 883 - Environmental Disc Center							
Category 10 - Site Operations	22,275.00	1,239.50	.00	12,387.00	9,888.00	56	10,471.50
Category 20 - Food/Beverage	35.00	.00	.00	22.11	12.89	63	26.62
Activity 883 - Environmental Disc	\$22,310.00	\$1,239.50	\$0.00	\$12,409.11	\$9,900.89	56%	\$10,498.12
Activity 990 - General							
Category 20 - Food/Beverage	125.00	.00	.00	13.99	111.01	11	69.52
Category 70 - Other	505.00	.00	.00	.00	505.00	0	.00
Activity 990 - General Totals	\$630.00	\$0.00	\$0.00	\$13.99	\$616.01	2%	\$69.52
Location 115 - Indian Springs Totals	\$1,872,551.00	\$56,689.33	\$0.00	\$176,411.06	\$1,696,139.94	9%	\$167,704.49
Location 116 - Huron Meadows							
Activity 580 - Cross Country Skiing							
Category 10 - Site Operations	32,250.00	2,288.00	.00	52,183.00	(19,933.00)	162	16,368.00
Category 20 - Food/Beverage	2,350.00	110.00	.00	3,779.01	(1,429.01)	161	1,726.13
Category 30 - Sundry	50.00	.00	.00	3.56	46.44	7	3.55

General Fund Revenue Budget by Organization

Through 03/31/25
Prior Fiscal Year Activity Included
Summary Listing

Organization	Amended Budget	Current Month Transactions	YTD Encumbrances	YTD Transactions	Budget - YTD Transactions	% Rec'd	Prior Year YTD
Fund 10 - General Fund							
REVENUE							
Function 8 - Operations							
Location 116 - Huron Meadows							
Activity 580 - Cross Country Skiing	\$34,650.00	\$2,398.00	\$0.00	\$55,965.57	(\$21,315.57)	162%	\$18,097.68
Activity 590 - Tolling							
Category 10 - Site Operations	49,089.00	2,226.00	.00	33,225.00	15,864.00	68	22,703.00
Activity 590 - Tolling Totals	\$49,089.00	\$2,226.00	\$0.00	\$33,225.00	\$15,864.00	68%	\$22,703.00
Activity 640 - Shelter Reservations							
Category 10 - Site Operations	9,000.00	400.00	.00	1,700.00	7,300.00	19	2,300.00
Activity 640 - Shelter Reservations	\$9,000.00	\$400.00	\$0.00	\$1,700.00	\$7,300.00	19%	\$2,300.00
Activity 650 - Golf Course							
Category 10 - Site Operations	1,370,561.00	19,895.45	.00	19,975.45	1,350,585.55	1	46,462.00
Category 20 - Food/Beverage	206,000.00	2,812.78	.00	2,812.78	203,187.22	1	6,626.77
Category 30 - Sundry	20,480.00	410.20	.00	410.20	20,069.80	2	913.70
Activity 650 - Golf Course Totals	\$1,597,041.00	\$23,118.43	\$0.00	\$23,198.43	\$1,573,842.57	1%	\$54,002.47
Location 116 - Huron Meadows Totals	\$1,689,780.00	\$28,142.43	\$0.00	\$114,089.00	\$1,575,691.00	7%	\$97,103.15
Function 8 - Operations Totals	\$25,476,888.00	\$1,026,522.51	\$0.00	\$2,732,423.09	\$22,744,464.91	11%	\$2,941,605.98
Function 9 - Administration							
Location 100 - Administrative Office							
Activity 700 - Special Events							
Category 10 - Site Operations	190,000.00	7,190.91	.00	103,056.56	86,943.44	54	.00
Activity 700 - Special Events Totals	\$190,000.00	\$7,190.91	\$0.00	\$103,056.56	\$86,943.44	54%	\$0.00
Activity 990 - General							
Category 10 - Site Operations	.00	1,000.00	.00	1,000.00	(1,000.00)	+++	.00
Category 70 - Other	43,617,568.94	79,411.21	.00	42,332,363.22	1,285,205.72	97	39,307,843.23
Activity 990 - General Totals	\$43,617,568.94	\$80,411.21	\$0.00	\$42,333,363.22	\$1,284,205.72	97%	\$39,307,843.23
Location 100 - Administrative Office	\$43,807,568.94	\$87,602.12	\$0.00	\$42,436,419.78	\$1,371,149.16	97%	\$39,307,843.23
Function 9 - Administration Totals	\$43,807,568.94	\$87,602.12	\$0.00	\$42,436,419.78	\$1,371,149.16	97%	\$39,307,843.23
REVENUE TOTALS	\$69,284,735.87	\$1,114,124.63	\$0.00	\$45,168,842.87	\$24,115,893.00	65%	\$42,249,449.21
Fund 10 - General Fund Totals	\$69,284,735.87	\$1,114,124.63	\$0.00	\$45,168,842.87	\$24,115,893.00		\$42,249,449.21
Grand Totals	\$69,284,735.87	\$1,114,124.63	\$0.00	\$45,168,842.87	\$24,115,893.00		\$42,249,449.21

General Fund Expense Budget Performance

Fiscal Year to Date 03/31/25

Include Rollup Account and Rollup to Account

Account	Account Description	Amended Budget	Current Month Transactions	YTD Encumbrances	YTD Transactions	Budget - YTD Transactions	% Rec'd	Prior Year YTD
Fund 10 - General Fund								
Function 2 - Transfer								
EXPENSE								
<i>Expenditures</i>								
9965	Transfer Out - Capital Project Fund							
9965.80	Transfer Out - Capital Project Fund	12,733,901.00	.00	.00	12,733,901.00	.00	100	9,014,166.00
	9965 - Transfer Out - Capital Project Fund Totals	\$12,733,901.00	\$0.00	\$0.00	\$12,733,901.00	\$0.00	100%	\$9,014,166.00
	<i>Expenditures Totals</i>	\$12,733,901.00	\$0.00	\$0.00	\$12,733,901.00	\$0.00	100%	\$9,014,166.00
	EXPENSE TOTALS	\$12,733,901.00	\$0.00	\$0.00	\$12,733,901.00	\$0.00	100%	\$9,014,166.00
	Function 2 - Transfer Totals	(\$12,733,901.00)	\$0.00	\$0.00	(\$12,733,901.00)	\$0.00	100%	(\$9,014,166.00)
Function 5 - Capital								
EXPENSE								
<i>Contractual Services</i>								
9130	Tools/Equipment	3,345,387.66	631,989.62	1,684,194.20	959,817.59	701,375.87	79	589,799.51
	<i>Contractual Services Totals</i>	\$3,345,387.66	\$631,989.62	\$1,684,194.20	\$959,817.59	\$701,375.87	79%	\$589,799.51
	EXPENSE TOTALS	\$3,345,387.66	\$631,989.62	\$1,684,194.20	\$959,817.59	\$701,375.87	79%	\$589,799.51
	Function 5 - Capital Totals	(\$3,345,387.66)	(\$631,989.62)	(\$1,684,194.20)	(\$959,817.59)	(\$701,375.87)	79%	(\$589,799.51)
Function 7 - Major Maintenance								
EXPENSE								
<i>Personnel Services</i>								
9010	Full Time Wages	97,636.00	5,053.76	.00	24,285.99	73,350.01	25	19,808.89
9013	FT Benefits Pd to Emps	5,617.00	300.81	.00	1,436.56	4,180.44	26	1,329.25
9014	FT Benefits Pd for Emps	40,396.32	2,163.86	.00	10,333.56	30,062.76	26	8,539.92
9020	Part Time Wages	73.00	73.00	.00	73.00	.00	100	.00
9024	PT Benefits Pd for Emps	6.68	6.68	.00	6.68	.00	100	.00
	<i>Personnel Services Totals</i>	\$143,729.00	\$7,598.11	\$0.00	\$36,135.79	\$107,593.21	25%	\$29,678.06
<i>Contractual Services</i>								
9420	Outside Services	880,945.70	74,349.30	544,565.84	144,111.20	192,268.66	78	88,538.57
9990	Unallocated Budget	1,801,457.00	.00	.00	.00	1,801,457.00	0	.00
	<i>Contractual Services Totals</i>	\$2,682,402.70	\$74,349.30	\$544,565.84	\$144,111.20	\$1,993,725.66	26%	\$88,538.57
	EXPENSE TOTALS	\$2,826,131.70	\$81,947.41	\$544,565.84	\$180,246.99	\$2,101,318.87	26%	\$118,216.63
	Function 7 - Major Maintenance Totals	(\$2,826,131.70)	(\$81,947.41)	(\$544,565.84)	(\$180,246.99)	(\$2,101,318.87)	26%	(\$118,216.63)
Function 8 - Operations								
EXPENSE								
<i>Personnel Services</i>								
9010	Full Time Wages	12,674,595.40	959,673.83	.00	2,751,406.99	9,923,188.41	22	2,688,797.88
9011	Full Time Overtime	395,280.00	14,162.06	.00	80,216.10	315,063.90	20	54,540.08
9013	FT Benefits Pd to Emps	953,428.00	71,495.51	.00	206,206.33	747,221.67	22	229,223.28

General Fund Expense Budget Performance

Fiscal Year to Date 03/31/25

Include Rollup Account and Rollup to Account

Account	Account Description	Amended Budget	Current Month Transactions	YTD Encumbrances	YTD Transactions	Budget - YTD Transactions	% Rec'd	Prior Year YTD
Fund 10 - General Fund								
Function 8 - Operations								
EXPENSE								
Personnel Services								
9014	FT Benefits Pd for Emps	6,850,460.00	514,282.79	.00	1,481,590.54	5,368,869.46	22	1,472,671.46
9020	Part Time Wages	10,269,394.60	355,020.67	.00	925,578.60	9,343,816.00	9	926,601.61
9021	Part Time Overtime	66,875.00	326.59	.00	5,572.89	61,302.11	8	5,331.03
9023	PT Benefits Pd to Emps	4,740.00	294.66	.00	843.29	3,896.71	18	865.97
9024	PT Benefits Pd for Emps	894,608.72	33,504.30	.00	87,682.25	806,926.47	10	89,354.95
Personnel Services Totals		\$32,109,381.72	\$1,948,760.41	\$0.00	\$5,539,096.99	\$26,570,284.73	17%	\$5,467,386.26
Contractual Services								
9110	Operating Supplies	2,139,126.94	165,131.77	33,214.32	358,840.37	1,747,072.25	18	304,997.98
9130	Tools/Equipment	806,352.46	65,315.09	154,389.09	160,910.66	491,052.71	39	132,209.06
9140	Chemicals	596,092.00	34,038.63	139,076.08	105,217.67	351,798.25	41	126,709.24
9150	Equipment Fuel	631,316.00	28,746.90	.00	81,492.43	549,823.57	13	85,873.12
9160	Uniforms	103,241.00	1,102.90	.00	5,203.77	98,037.23	5	5,814.26
9170	Resale Merchandise	967,832.00	85,769.08	3,435.79	169,395.61	795,000.60	18	179,776.88
9420	Outside Services	4,553,137.00	153,293.80	336,579.07	398,013.63	3,818,544.30	16	363,296.29
9430	Insurances	650,243.00	152,425.70	.00	479,604.94	170,638.06	74	315,744.78
9440	Utilities	2,107,405.00	173,995.62	.00	526,290.01	1,581,114.99	25	490,193.27
9450	Rents/Leases	175,566.00	12,795.22	.00	20,687.18	154,878.82	12	12,402.35
9460	Postage/Shipping	4,040.00	364.03	.00	1,572.12	2,467.88	39	402.18
9510	Memberships	11,711.00	390.00	.00	2,530.00	9,181.00	22	1,996.10
9520	Employee Development	140,433.76	13,836.43	.00	35,755.44	104,678.32	25	40,897.35
9910	Over/Under	(902.00)	99.53	.00	259.27	(1,161.27)	-29	1,245.03
9945	Inventory Gain/Loss on Adjustment	500.00	.00	.00	.00	500.00	0	.00
Contractual Services Totals		\$12,886,094.16	\$887,304.70	\$666,694.35	\$2,345,773.10	\$9,873,626.71	23%	\$2,061,557.89
EXPENSE TOTALS		\$44,995,475.88	\$2,836,065.11	\$666,694.35	\$7,884,870.09	\$36,443,911.44	19%	\$7,528,944.15
Function 8 - Operations Totals		(\$44,995,475.88)	(\$2,836,065.11)	(\$666,694.35)	(\$7,884,870.09)	(\$36,443,911.44)	19%	(\$7,528,944.15)
Function 9 - Administration								
EXPENSE								
Personnel Services								
9010	Full Time Wages	5,628,243.00	428,893.22	.00	1,228,710.10	4,399,532.90	22	1,175,629.70
9011	Full Time Overtime	28,500.00	463.11	.00	3,887.40	24,612.60	14	7,376.59
9013	FT Benefits Pd to Emps	332,860.05	25,084.35	.00	72,620.09	260,239.96	22	79,315.05
9014	FT Benefits Pd for Emps	2,393,912.28	180,437.43	.00	522,372.24	1,871,540.04	22	509,568.87
9020	Part Time Wages	319,682.00	18,948.30	.00	44,317.58	275,364.42	14	62,022.77
9021	Part Time Overtime	500.00	.00	.00	.00	500.00	0	7.95

General Fund Expense Budget Performance

Fiscal Year to Date 03/31/25

Include Rollup Account and Rollup to Account

Account	Account Description	Amended Budget	Current Month Transactions	YTD Encumbrances	YTD Transactions	Budget - YTD Transactions	% Rec'd	Prior Year YTD
Fund 10 - General Fund								
Function 9 - Administration								
EXPENSE								
<i>Personnel Services</i>								
9024	PT Benefits Pd for Emps	23,880.00	1,244.58	.00	2,826.91	21,053.09	12	4,357.86
	<i>Personnel Services Totals</i>	\$8,727,577.33	\$655,070.99	\$0.00	\$1,874,734.32	\$6,852,843.01	21%	\$1,838,278.79
<i>Contractual Services</i>								
9110	Operating Supplies	412,523.00	9,147.36	63,502.58	28,220.82	320,799.60	22	20,398.80
9130	Tools/Equipment	283,961.41	14,049.97	36,822.25	48,120.57	199,018.59	30	12,272.37
9140	Chemicals	4,250.00	.00	.00	.00	4,250.00	0	1,041.90
9150	Equipment Fuel	66,250.00	2,521.22	.00	4,393.56	61,856.44	7	3,898.82
9160	Uniforms	6,615.00	.00	.00	242.24	6,372.76	4	462.00
9410	Professional Services	1,243,057.94	37,559.47	335,911.92	71,394.02	835,752.00	33	111,976.26
9420	Outside Services	5,167,288.80	129,086.83	669,943.77	443,064.10	4,054,280.93	22	410,314.29
9430	Insurances	190,326.00	42,820.05	.00	141,984.10	48,341.90	75	95,952.54
9440	Utilities	172,129.00	11,891.66	.00	34,792.49	137,336.51	20	36,314.90
9450	Rents/Leases	1,830.00	.00	.00	.00	1,830.00	0	310.00
9460	Postage/Shipping	16,500.00	412.60	.00	3,661.09	12,838.91	22	6,429.38
9499	Miscellaneous	14,000.00	.00	.00	.00	14,000.00	0	.00
9510	Memberships	26,981.00	1,915.49	.00	6,210.38	20,770.62	23	9,361.79
9520	Employee Development	228,845.64	5,873.09	8,125.00	26,312.00	194,408.64	15	20,933.22
	<i>Contractual Services Totals</i>	\$7,834,557.79	\$255,277.74	\$1,114,305.52	\$808,395.37	\$5,911,856.90	25%	\$729,666.27
	EXPENSE TOTALS	\$16,562,135.12	\$910,348.73	\$1,114,305.52	\$2,683,129.69	\$12,764,699.91	23%	\$2,567,945.06
	Function 9 - Administration Totals	(\$16,562,135.12)	(\$910,348.73)	(\$1,114,305.52)	(\$2,683,129.69)	(\$12,764,699.91)	23%	(\$2,567,945.06)
	Fund 10 - General Fund Totals	\$80,463,031.36	\$4,460,350.87	\$4,009,759.91	\$24,441,965.36	\$52,011,306.09		\$19,819,071.35
	Grand Totals	\$80,463,031.36	\$4,460,350.87	\$4,009,759.91	\$24,441,965.36	\$52,011,306.09		\$19,819,071.35

General Fund Expense Budget by Organization

Through 03/31/25

Prior Fiscal Year Activity Included

Summary Listing

Organization	Amended Budget	Current Month Transactions	YTD Encumbrances	YTD Transactions	Budget - YTD Transactions	% Rec'd	Prior Year YTD
Fund 10 - General Fund							
EXPENSE							
Function 2 - Transfer							
Location 100 - Administrative Office							
Activity 990 - General	12,733,901.00	.00	.00	12,733,901.00	.00	100	9,014,166.00
Location 100 - Administrative Office	\$12,733,901.00	\$0.00	\$0.00	\$12,733,901.00	\$0.00	100%	\$9,014,166.00
Function 2 - Transfer Totals	\$12,733,901.00	\$0.00	\$0.00	\$12,733,901.00	\$0.00	100%	\$9,014,166.00
Function 5 - Capital							
Location 100 - Administrative Office							
Activity 100 - Director/Deputy Dir Dept	40,440.00	.00	40,440.00	.00	.00	100	.00
Activity 180 - Natural Resources	57,572.00	.00	57,572.00	.00	.00	100	.00
Activity 710 - Administrative	71,304.53	.00	71,260.00	.00	44.53	100	.00
Location 100 - Administrative Office	\$169,316.53	\$0.00	\$169,272.00	\$0.00	\$44.53	100%	\$0.00
Location 102 - Lake St. Clair							
Activity 531 - Pool	6,683.47	.00	6,683.47	.00	.00	100	10,383.33
Activity 730 - Police	9,500.00	.00	8,585.21	.00	914.79	90	.00
Activity 990 - General	.00	.00	.00	.00	.00	+++	5,398.00
Location 102 - Lake St. Clair Totals	\$16,183.47	\$0.00	\$15,268.68	\$0.00	\$914.79	94%	\$15,781.33
Location 104 - Kensington							
Activity 538 - Beach	5,000.00	.00	.00	.00	5,000.00	0	.00
Activity 650 - Golf Course	127,700.00	123,963.04	.00	123,963.04	3,736.96	97	.00
Activity 710 - Administrative	35,000.00	.00	33,720.00	.00	1,280.00	96	.00
Activity 730 - Police	95,000.00	.00	90,342.00	.00	4,658.00	95	.00
Activity 881 - Farm Learning Center	.00	.00	.00	.00	.00	+++	26,224.49
Activity 990 - General	116,600.00	.00	66,651.00	.00	49,949.00	57	88,547.33
Location 104 - Kensington Totals	\$379,300.00	\$123,963.04	\$190,713.00	\$123,963.04	\$64,623.96	83%	\$114,771.82
Location 106 - Lower Huron/Will/Oakwoods							
Activity 650 - Golf Course	21,250.00	8,800.00	11,913.45	8,800.00	536.55	97	24,980.16
Activity 730 - Police	47,500.00	.00	45,171.00	.00	2,329.00	95	.00
Activity 990 - General	327,295.00	130,012.39	158,322.34	130,012.39	38,960.27	88	106,578.65
Location 106 - Lower	\$396,045.00	\$138,812.39	\$215,406.79	\$138,812.39	\$41,825.82	89%	\$131,558.81
Location 108 - Hudson Mills/Dexter/Delhi							
Activity 650 - Golf Course	121,779.00	.00	118,342.82	.00	3,436.18	97	.00
Activity 730 - Police	47,500.00	.00	45,171.00	.00	2,329.00	95	.00
Activity 990 - General	182,500.00	.00	175,185.47	.00	7,314.53	96	.00
Location 108 - Hudson	\$351,779.00	\$0.00	\$338,699.29	\$0.00	\$13,079.71	96%	\$0.00
Location 109 - Stony Creek							
Activity 537 - Ripslide	135,000.00	.00	.00	244,024.77	(109,024.77)	181	.00

General Fund Expense Budget by Organization

Through 03/31/25

Prior Fiscal Year Activity Included

Summary Listing

Organization	Amended Budget	Current Month Transactions	YTD Encumbrances	YTD Transactions	Budget - YTD Transactions	% Rec'd	Prior Year YTD
Fund 10 - General Fund							
EXPENSE							
Function 5 - Capital							
Location 109 - Stony Creek							
Activity 538 - Beach	5,000.00	.00	.00	.00	5,000.00	0	.00
Activity 650 - Golf Course	680,300.00	96,178.02	12,115.65	96,178.02	572,006.33	16	.00
Activity 990 - General	381,300.00	98,495.41	259,236.44	98,495.41	23,568.15	94	26,093.20
Location 109 - Stony Creek Totals	\$1,201,600.00	\$194,673.43	\$271,352.09	\$438,698.20	\$491,549.71	59%	\$26,093.20
Location 112 - Lake Erie							
Activity 650 - Golf Course	19,777.00	.00	19,777.87	.00	(.87)	100	19,085.75
Activity 990 - General	205,700.00	.00	139,533.25	.00	66,166.75	68	84,563.68
Location 112 - Lake Erie Totals	\$225,477.00	\$0.00	\$159,311.12	\$0.00	\$66,165.88	71%	\$103,649.43
Location 113 - Wolcott							
Activity 881 - Farm Learning Center	27,411.00	26,883.30	.00	26,883.30	527.70	98	.00
Activity 990 - General	10,200.00	.00	8,761.00	.00	1,439.00	86	52,575.00
Location 113 - Wolcott Totals	\$37,611.00	\$26,883.30	\$8,761.00	\$26,883.30	\$1,966.70	95%	\$52,575.00
Location 115 - Indian Springs							
Activity 650 - Golf Course	144,816.86	.00	50,713.66	83,803.20	10,300.00	93	88,145.28
Location 115 - Indian Springs Totals	\$144,816.86	\$0.00	\$50,713.66	\$83,803.20	\$10,300.00	93%	\$88,145.28
Location 116 - Huron Meadows							
Activity 650 - Golf Course	372,788.80	147,657.46	216,561.47	147,657.46	8,569.87	98	57,224.64
Activity 990 - General	50,470.00	.00	48,135.10	.00	2,334.90	95	.00
Location 116 - Huron Meadows Totals	\$423,258.80	\$147,657.46	\$264,696.57	\$147,657.46	\$10,904.77	97%	\$57,224.64
Function 5 - Capital Totals	\$3,345,387.66	\$631,989.62	\$1,684,194.20	\$959,817.59	\$701,375.87	79%	\$589,799.51
Function 7 - Major Maintenance							
Location 100 - Administrative Office							
Activity 192 - Engineering	107,593.21	.00	.00	.00	107,593.21	0	.00
Activity 990 - General	155,000.00	.00	.00	.00	155,000.00	0	.00
Location 100 - Administrative Office Totals	\$262,593.21	\$0.00	\$0.00	\$0.00	\$262,593.21	0%	\$0.00
Location 102 - Lake St. Clair							
Activity 535 - Sprayzone	.00	.00	.00	.00	.00	+++	8,769.00
Activity 540 - Dockage/Boat Storage	.00	.00	.00	.00	.00	+++	3,263.98
Activity 565 - Plaza Concession	22,283.00	.00	.00	.00	22,283.00	0	.00
Activity 990 - General	583,899.12	77,576.86	137,068.56	131,830.56	315,000.00	46	.00
Location 102 - Lake St. Clair Totals	\$606,182.12	\$77,576.86	\$137,068.56	\$131,830.56	\$337,283.00	44%	\$12,032.98
Location 104 - Kensington							
Activity 535 - Sprayzone	39,894.00	.00	39,894.00	.00	.00	100	.00
Activity 650 - Golf Course	31,261.00	.00	.00	.00	31,261.00	0	.00

General Fund Expense Budget by Organization

Through 03/31/25
Prior Fiscal Year Activity Included
Summary Listing

Organization	Amended Budget	Current Month Transactions	YTD Encumbrances	YTD Transactions	Budget - YTD Transactions	% Rec'd	Prior Year YTD
Fund 10 - General Fund							
EXPENSE							
Function 7 - Major Maintenance							
Location 104 - Kensington							
Activity 660 - Disc/Adventure Golf	.00	.00	.00	.00	.00	+++	2,882.28
Activity 990 - General	648,362.44	.00	70,614.62	.00	577,747.82	11	.00
Location 104 - Kensington Totals	\$719,517.44	\$0.00	\$110,508.62	\$0.00	\$609,008.82	15%	\$2,882.28
Location 106 - Lower Huron/Will/Oakwoods							
Activity 531 - Pool	5,400.00	.00	.00	.00	5,400.00	0	.00
Activity 532 - Waterpark	169,312.03	73.91	192,598.80	(6,035.77)	(17,251.00)	110	.00
Activity 990 - General	205,000.00	.00	.00	.00	205,000.00	0	2,762.98
Location 106 - Lower	\$379,712.03	\$73.91	\$192,598.80	(\$6,035.77)	\$193,149.00	49%	\$2,762.98
Location 108 - Hudson Mills/Dexter/Delhi							
Activity 990 - General	185,000.00	.00	.00	.00	185,000.00	0	.00
Location 108 - Hudson	\$185,000.00	\$0.00	\$0.00	\$0.00	\$185,000.00	0%	\$0.00
Location 109 - Stony Creek							
Activity 650 - Golf Course	21,360.22	1,623.94	.00	25,525.48	(4,165.26)	120	.00
Activity 990 - General	343,244.18	.00	79,244.18	.00	264,000.00	23	.00
Location 109 - Stony Creek Totals	\$364,604.40	\$1,623.94	\$79,244.18	\$25,525.48	\$259,834.74	29%	\$0.00
Location 112 - Lake Erie							
Activity 540 - Dockage/Boat Storage	50,000.00	.00	.00	.00	50,000.00	0	6,373.17
Activity 650 - Golf Course	14,190.96	2,365.16	.00	14,378.18	(187.22)	101	74,400.00
Activity 880 - Interpretive Center/Mill	.00	.00	.00	.00	.00	+++	11,386.82
Activity 990 - General	70,000.00	.00	.00	.00	70,000.00	0	8,378.40
Location 112 - Lake Erie Totals	\$134,190.96	\$2,365.16	\$0.00	\$14,378.18	\$119,812.78	11%	\$100,538.39
Location 113 - Wolcott							
Activity 990 - General	50,000.00	.00	.00	.00	50,000.00	0	.00
Location 113 - Wolcott Totals	\$50,000.00	\$0.00	\$0.00	\$0.00	\$50,000.00	0%	\$0.00
Location 115 - Indian Springs							
Activity 650 - Golf Course	80,307.54	307.54	.00	307.54	80,000.00	0	.00
Activity 710 - Administrative	13,596.00	.00	.00	14,241.00	(645.00)	105	.00
Activity 990 - General	20,000.00	.00	14,718.00	.00	5,282.00	74	.00
Location 115 - Indian Springs Totals	\$113,903.54	\$307.54	\$14,718.00	\$14,548.54	\$84,637.00	26%	\$0.00
Location 116 - Huron Meadows							
Activity 650 - Golf Course	10,428.00	.00	10,427.68	.00	.32	100	.00
Location 116 - Huron Meadows Totals	\$10,428.00	\$0.00	\$10,427.68	\$0.00	\$0.32	100%	\$0.00
Function 7 - Major Maintenance Totals	\$2,826,131.70	\$81,947.41	\$544,565.84	\$180,246.99	\$2,101,318.87	26%	\$118,216.63

General Fund Expense Budget by Organization

Through 03/31/25

Prior Fiscal Year Activity Included

Summary Listing

Organization	Amended Budget	Current Month Transactions	YTD Encumbrances	YTD Transactions	Budget - YTD Transactions	% Rec'd	Prior Year YTD
Fund 10 - General Fund							
EXPENSE							
Function 8 - Operations							
Location 100 - Administrative Office							
Activity 380 - Outside Lease/Rent	36,992.00	.00	.00	11,526.74	25,465.26	31	9,803.68
Activity 590 - Tolling	32,400.00	2,653.51	.00	10,099.83	22,300.17	31	8,829.85
Activity 710 - Administrative	1,109,600.00	.00	.00	.00	1,109,600.00	0	.00
Activity 990 - General	.00	.00	.00	.00	.00	+++	(29.00)
Location 100 - Administrative Office Totals	\$1,178,992.00	\$2,653.51	\$0.00	\$21,626.57	\$1,157,365.43	2%	\$18,604.53
Location 102 - Lake St. Clair							
Activity 180 - Natural Resources	179,259.00	.00	.00	.00	179,259.00	0	4,602.24
Activity 531 - Pool	422,360.00	2,233.72	48,109.23	8,477.93	365,772.84	13	5,905.67
Activity 535 - Sprayzone	11,955.00	47.82	.00	143.46	11,811.54	1	92.03
Activity 538 - Beach	31,264.00	513.41	.00	1,540.24	29,723.76	5	2,430.97
Activity 540 - Dockage/Boat Storage	98,407.00	3,332.39	.00	7,293.86	91,113.14	7	6,607.75
Activity 565 - Plaza Concession	7,430.00	635.86	.00	635.86	6,794.14	9	368.35
Activity 590 - Tolling	152,523.52	5,709.09	.00	15,856.51	136,667.01	10	14,990.22
Activity 630 - Activity Center Rental	78,596.00	6,359.78	12,105.26	12,021.42	54,469.32	31	11,676.31
Activity 640 - Shelter Reservations	1,100.00	.00	.00	.00	1,100.00	0	.00
Activity 655 - Par 3/Foot Golf	142,592.00	1,843.51	.00	4,598.81	137,993.19	3	15,415.91
Activity 660 - Disc/Adventure Golf	28,975.00	137.88	.00	245.66	28,729.34	1	1,203.39
Activity 670 - Trackless Train	42,830.00	.00	.00	.00	42,830.00	0	157.48
Activity 700 - Special Events	86,992.80	.00	3,111.87	4,957.50	78,923.43	9	5,289.11
Activity 710 - Administrative	891,570.00	60,508.95	1,328.70	181,749.34	708,491.96	21	173,175.56
Activity 730 - Police	883,358.00	70,588.87	3,341.95	212,973.07	667,042.98	24	200,738.81
Activity 870 - Wildlife Management	18,200.00	1,742.00	13,936.00	1,742.00	2,522.00	86	1,742.00
Activity 880 - Interpretive Center/Mill	461,043.00	39,212.72	44,350.00	99,473.94	317,219.06	31	79,682.96
Activity 990 - General	1,975,705.00	150,335.97	21,573.97	417,416.66	1,536,714.37	22	415,152.71
Activity 991 - Joint Government Maint	62,668.00	409.06	.00	4,593.59	58,074.41	7	9,848.34
Location 102 - Lake St. Clair Totals	\$5,576,828.32	\$343,611.03	\$147,856.98	\$973,719.85	\$4,455,251.49	20%	\$949,079.81
Location 104 - Kensington							
Activity 180 - Natural Resources	217,450.00	9,876.75	.00	51,766.94	165,683.06	24	46,447.34
Activity 535 - Sprayzone	215,750.00	1,705.87	10,242.22	7,937.14	197,570.64	8	6,454.71
Activity 538 - Beach	254,945.00	4,705.26	1,063.32	12,085.74	241,795.94	5	12,673.66
Activity 540 - Dockage/Boat Storage	2,629.00	174.70	.00	541.20	2,087.80	21	353.88
Activity 550 - Boat Rental	178,643.00	1,187.27	13,137.97	3,782.08	161,722.95	9	13,096.85
Activity 560 - Excursion Boat	56,983.00	.00	5,510.00	.00	51,473.00	10	150.00
Activity 580 - Cross Country Skiing	24,530.00	5,034.06	.00	13,811.82	10,718.18	56	7,064.80

General Fund Expense Budget by Organization

Through 03/31/25

Prior Fiscal Year Activity Included

Summary Listing

Organization	Amended Budget	Current Month Transactions	YTD Encumbrances	YTD Transactions	Budget - YTD Transactions	% Rec'd	Prior Year YTD
Fund 10 - General Fund							
EXPENSE							
Function 8 - Operations							
Location 104 - Kensington							
Activity 590 - Tolling	387,740.00	21,275.58	.00	57,934.05	329,805.95	15	42,532.11
Activity 615 - Group Camping	805.00	110.00	.00	110.00	695.00	14	.00
Activity 635 - Mobile Stage	5,071.00	.00	.00	.00	5,071.00	0	.00
Activity 650 - Golf Course	911,353.00	58,998.75	7,157.98	126,246.30	777,948.72	15	156,325.15
Activity 660 - Disc/Adventure Golf	95,353.00	7,957.27	.00	18,192.14	77,160.86	19	10,041.00
Activity 700 - Special Events	115,111.00	62.94	4,980.36	3,894.94	106,235.70	8	3,136.12
Activity 710 - Administrative	1,107,985.00	82,406.98	4,421.51	238,619.56	864,943.93	22	224,004.63
Activity 730 - Police	1,249,627.26	89,792.82	3,912.11	268,320.16	977,394.99	22	275,115.71
Activity 870 - Wildlife Management	41,960.00	2,591.82	11,960.00	25,240.49	4,759.51	89	2,495.00
Activity 880 - Interpretive Center/Mill	456,181.00	30,863.78	276.04	86,380.77	369,524.19	19	93,652.98
Activity 881 - Farm Learning Center	1,064,508.00	86,120.84	3,888.51	219,224.14	841,395.35	21	211,625.76
Activity 882 - Mobile Learning Center	177,302.00	11,162.36	.00	32,681.49	144,620.51	18	39,456.22
Activity 990 - General	2,429,791.60	189,607.24	56,187.83	605,701.25	1,767,902.52	27	524,905.07
Activity 991 - Joint Government Maint	32,988.00	.00	.00	.00	32,988.00	0	112.21
Location 104 - Kensington Totals	\$9,026,705.86	\$603,634.29	\$122,737.85	\$1,772,470.21	\$7,131,497.80	21%	\$1,669,643.20
Location 106 - Lower Huron/Will/Oakwoods							
Activity 180 - Natural Resources	183,289.00	4,904.61	3,600.00	4,904.61	174,784.39	5	23,596.51
Activity 531 - Pool	325,393.00	5,321.46	30,601.70	25,063.65	269,727.65	17	20,043.33
Activity 532 - Waterpark	1,088,443.00	11,914.44	15,856.67	42,829.27	1,029,757.06	5	42,787.93
Activity 550 - Boat Rental	9,324.00	.00	.00	49.88	9,274.12	1	.00
Activity 590 - Tolling	321,544.00	6,812.53	.00	20,375.20	301,168.80	6	24,644.04
Activity 610 - Family Camping	9,276.00	30.27	.00	96.73	9,179.27	1	286.21
Activity 615 - Group Camping	1,380.00	.00	.00	.00	1,380.00	0	178.00
Activity 650 - Golf Course	831,162.00	34,761.60	2,142.00	86,660.35	742,359.65	11	84,225.92
Activity 660 - Disc/Adventure Golf	1,300.00	.00	.00	2,000.05	(700.05)	154	.00
Activity 700 - Special Events	53,350.00	.00	3,443.43	267.00	49,639.57	7	.00
Activity 710 - Administrative	922,082.00	66,362.14	1,195.83	186,598.14	734,288.03	20	192,416.91
Activity 730 - Police	1,050,634.00	79,822.29	13,495.46	240,854.65	796,283.89	24	236,600.08
Activity 870 - Wildlife Management	13,780.00	12,129.62	.00	12,661.24	1,118.76	92	.00
Activity 880 - Interpretive Center/Mill	340,037.00	19,479.39	.00	70,809.26	269,227.74	21	80,085.53
Activity 882 - Mobile Learning Center	318,920.00	22,032.20	.00	65,474.66	253,445.34	21	65,732.75
Activity 884 - Community Outreach	642,502.00	44,265.03	2,402.68	120,561.24	519,538.08	19	64,886.77
Activity 990 - General	2,432,826.00	184,985.09	15,145.20	513,014.43	1,904,666.37	22	513,167.60
Location 106 - Lower	\$8,545,242.00	\$492,820.67	\$87,882.97	\$1,392,220.36	\$7,065,138.67	17%	\$1,348,651.58

General Fund Expense Budget by Organization

Through 03/31/25

Prior Fiscal Year Activity Included

Summary Listing

Organization	Amended Budget	Current Month Transactions	YTD Encumbrances	YTD Transactions	Budget - YTD Transactions	% Rec'd	Prior Year YTD
Fund 10 - General Fund							
EXPENSE							
Function 8 - Operations							
Location 108 - Hudson Mills/Dexter/Delhi							
Activity 180 - Natural Resources	226,377.00	1,657.27	4,370.00	21,904.56	200,102.44	12	6,135.36
Activity 550 - Boat Rental	3,400.00	119.75	.00	119.75	3,280.25	4	.00
Activity 580 - Cross Country Skiing	7,511.00	.00	.00	345.43	7,165.57	5	401.00
Activity 590 - Tolling	111,328.00	5,440.07	.00	11,846.96	99,481.04	11	12,102.21
Activity 615 - Group Camping	640.00	.00	.00	.00	640.00	0	.00
Activity 650 - Golf Course	768,754.00	50,591.17	8,388.01	90,202.02	670,163.97	13	101,889.56
Activity 660 - Disc/Adventure Golf	15,917.00	252.89	.00	1,182.82	14,734.18	7	2,792.31
Activity 700 - Special Events	41,748.00	694.85	7,640.10	4,905.65	29,202.25	30	2,600.86
Activity 710 - Administrative	624,985.00	46,877.24	1,328.70	132,585.56	491,070.74	21	143,718.73
Activity 730 - Police	652,447.00	47,605.79	842.46	137,449.14	514,155.40	21	142,456.54
Activity 870 - Wildlife Management	21,495.00	1,488.41	7,200.00	10,991.12	3,303.88	85	500.00
Activity 880 - Interpretive Center/Mill	148,097.00	9,771.14	.00	29,361.38	118,735.62	20	36,557.18
Activity 990 - General	827,042.60	63,669.78	7,420.18	165,135.26	654,487.16	21	177,769.07
Activity 991 - Joint Government Maint	32,138.00	227.97	.00	227.97	31,910.03	1	3,323.76
Location 108 - Hudson	\$3,481,879.60	\$228,396.33	\$37,189.45	\$606,257.62	\$2,838,432.53	18%	\$630,246.58
Location 109 - Stony Creek							
Activity 180 - Natural Resources	236,170.00	5,561.49	3,800.00	11,787.78	220,582.22	7	22,287.40
Activity 537 - Ripslide	32,445.00	.00	.00	.00	32,445.00	0	.00
Activity 538 - Beach	366,144.00	6,924.04	.00	15,489.52	350,654.48	4	16,705.62
Activity 540 - Dockage/Boat Storage	15,217.00	441.72	.00	1,477.21	13,739.79	10	1,059.62
Activity 550 - Boat Rental	144,526.00	117.72	35,051.60	925.20	108,549.20	25	3,095.96
Activity 580 - Cross Country Skiing	6,035.00	1,096.54	.00	4,344.87	1,690.13	72	2,250.12
Activity 590 - Tolling	185,903.00	12,768.63	.00	25,727.75	160,175.25	14	18,526.90
Activity 610 - Family Camping	24,386.00	78.74	2,750.00	227.80	21,408.20	12	713.65
Activity 630 - Activity Center Rental	.00	.00	.00	599.00	(599.00)	+++	.00
Activity 650 - Golf Course	991,184.00	59,420.00	6,287.69	119,018.76	865,877.55	13	124,509.60
Activity 660 - Disc/Adventure Golf	34,805.00	.00	.00	621.00	34,184.00	2	162.40
Activity 700 - Special Events	76,060.00	2,071.17	.00	2,158.67	73,901.33	3	1,559.00
Activity 710 - Administrative	965,533.00	73,398.79	7,403.40	211,080.53	747,049.07	23	207,583.49
Activity 730 - Police	1,138,331.76	85,923.94	3,342.46	246,073.14	888,916.16	22	177,238.06
Activity 870 - Wildlife Management	36,244.00	10,080.39	10,400.00	21,043.40	4,800.60	87	2,300.00
Activity 880 - Interpretive Center/Mill	407,650.00	40,297.02	.00	93,109.07	314,540.93	23	83,767.48
Activity 882 - Mobile Learning Center	172,902.00	3,707.39	.00	28,333.13	144,568.87	16	38,660.43
Activity 990 - General	1,969,407.94	142,969.59	42,720.07	408,170.85	1,518,517.02	23	405,945.20

General Fund Expense Budget by Organization

Through 03/31/25

Prior Fiscal Year Activity Included

Summary Listing

Organization	Amended Budget	Current Month Transactions	YTD Encumbrances	YTD Transactions	Budget - YTD Transactions	% Rec'd	Prior Year YTD
Fund 10 - General Fund							
EXPENSE							
Function 8 - Operations							
Location 109 - Stony Creek							
Activity 991 - Joint Government Maint	6,924.00	.00	.00	.00	6,924.00	0	127.12
Location 109 - Stony Creek Totals	\$6,809,867.70	\$444,857.17	\$111,755.22	\$1,190,187.68	\$5,507,924.80	19%	\$1,106,492.05
Location 112 - Lake Erie							
Activity 180 - Natural Resources	66,180.00	.00	.00	4,017.95	62,162.05	6	2,048.00
Activity 531 - Pool	155,544.00	3,537.49	.00	13,169.59	142,374.41	8	10,287.99
Activity 540 - Dockage/Boat Storage	141,490.00	4,329.13	400.00	10,084.07	131,005.93	7	10,489.65
Activity 590 - Tolling	80,836.00	4,173.21	.00	12,563.92	68,272.08	16	13,246.82
Activity 640 - Shelter Reservations	500.00	.00	.00	.00	500.00	0	4,900.00
Activity 650 - Golf Course	865,164.00	56,133.04	17,820.65	110,491.27	736,852.08	15	123,131.55
Activity 700 - Special Events	46,750.00	3,889.84	2,133.06	4,429.34	40,187.60	14	4,232.95
Activity 710 - Administrative	751,388.00	54,340.59	797.22	158,999.68	591,591.10	21	163,563.02
Activity 730 - Police	855,750.00	76,906.47	842.46	214,504.20	640,403.34	25	142,733.17
Activity 870 - Wildlife Management	32,472.00	2,707.70	13,936.00	9,004.25	9,531.75	71	1,000.00
Activity 880 - Interpretive Center/Mill	339,928.00	31,483.99	.00	87,615.38	252,312.62	26	67,121.30
Activity 990 - General	1,177,179.00	86,557.23	12,958.50	253,646.32	910,574.18	23	247,229.24
Location 112 - Lake Erie Totals	\$4,513,181.00	\$324,058.69	\$48,887.89	\$878,525.97	\$3,585,767.14	21%	\$789,983.69
Location 113 - Wolcott							
Activity 180 - Natural Resources	54,180.00	2,835.54	.00	2,835.54	51,344.46	5	5,568.83
Activity 590 - Tolling	9,785.00	.00	.00	2.27	9,782.73	0	127.12
Activity 615 - Group Camping	6,266.00	746.93	.00	2,075.01	4,190.99	33	1,553.69
Activity 630 - Activity Center Rental	25,937.00	5,673.55	.00	11,307.17	14,629.83	44	4,663.38
Activity 700 - Special Events	7,500.00	.00	.00	145.98	7,354.02	2	733.75
Activity 710 - Administrative	50,362.00	5,023.28	332.18	16,917.40	33,112.42	34	12,947.11
Activity 730 - Police	95,950.00	1,624.81	.00	3,845.48	92,104.52	4	9,649.16
Activity 880 - Interpretive Center/Mill	64,255.00	4,043.84	.00	17,256.14	46,998.86	27	16,393.08
Activity 881 - Farm Learning Center	1,136,521.00	83,012.47	10,795.99	224,848.36	900,876.65	21	187,716.79
Activity 990 - General	308,286.00	21,386.57	1,965.59	60,948.26	245,372.15	20	62,661.34
Location 113 - Wolcott Totals	\$1,759,042.00	\$124,346.99	\$13,093.76	\$340,181.61	\$1,405,766.63	20%	\$302,014.25
Location 115 - Indian Springs							
Activity 180 - Natural Resources	187,812.00	5,173.28	40,479.97	8,389.25	138,942.78	26	10,138.22
Activity 535 - Sprayzone	17,651.00	549.76	.00	1,741.43	15,909.57	10	1,300.27
Activity 580 - Cross Country Skiing	8,094.00	.00	.00	.00	8,094.00	0	.00
Activity 590 - Tolling	75,426.00	2,525.36	.00	7,391.85	68,034.15	10	12,589.59
Activity 630 - Activity Center Rental	33,702.00	159.36	.00	478.08	33,223.92	1	4,343.42

General Fund Expense Budget by Organization

Through 03/31/25

Prior Fiscal Year Activity Included

Summary Listing

Organization	Amended Budget	Current Month Transactions	YTD Encumbrances	YTD Transactions	Budget - YTD Transactions	% Rec'd	Prior Year YTD
Fund 10 - General Fund							
EXPENSE							
Function 8 - Operations							
Location 115 - Indian Springs							
Activity 650 - Golf Course	905,075.00	47,119.90	2,145.00	97,064.70	805,865.30	11	131,389.92
Activity 700 - Special Events	14,000.00	1,492.98	100.50	1,492.98	12,406.52	11	45.00
Activity 710 - Administrative	327,776.40	28,658.17	531.48	77,664.91	249,580.01	24	69,272.76
Activity 730 - Police	115,668.00	3,653.99	.00	10,568.05	105,099.95	9	8,871.24
Activity 870 - Wildlife Management	12,704.00	1,325.90	.00	12,595.91	108.09	99	745.03
Activity 883 - Environmental Disc	487,122.00	42,040.79	.00	121,003.32	366,118.68	25	133,320.72
Activity 990 - General	367,846.00	30,885.51	.00	96,565.64	271,280.36	26	84,957.88
Location 115 - Indian Springs Totals	\$2,552,876.40	\$163,585.00	\$43,256.95	\$434,956.12	\$2,074,663.33	19%	\$456,974.05
Location 116 - Huron Meadows							
Activity 180 - Natural Resources	83,244.00	2,227.40	5,200.00	19,895.72	58,148.28	30	5,277.22
Activity 580 - Cross Country Skiing	82,962.00	8,164.15	1,971.98	61,000.70	19,989.32	76	24,477.64
Activity 590 - Tolling	3,326.00	.00	.00	.00	3,326.00	0	.00
Activity 650 - Golf Course	806,349.00	60,839.85	46,269.50	100,441.65	659,637.85	18	123,286.16
Activity 700 - Special Events	6,500.00	.00	60.32	175.49	6,264.19	4	533.89
Activity 710 - Administrative	84,486.00	7,827.18	531.48	23,860.82	60,093.70	29	21,811.61
Activity 730 - Police	190,287.00	7,821.26	.00	23,480.92	166,806.08	12	16,352.75
Activity 870 - Wildlife Management	300.00	.00	.00	.00	300.00	0	.00
Activity 990 - General	293,407.00	21,221.59	.00	45,868.80	247,538.20	16	65,515.14
Location 116 - Huron Meadows Totals	\$1,550,861.00	\$108,101.43	\$54,033.28	\$274,724.10	\$1,222,103.62	21%	\$257,254.41
Function 8 - Operations Totals	\$44,995,475.88	\$2,836,065.11	\$666,694.35	\$7,884,870.09	\$36,443,911.44	19%	\$7,528,944.15
Function 9 - Administration							
Location 100 - Administrative Office							
Activity 100 - Director/Deputy Dir Dept	1,123,725.00	92,076.46	18,215.00	250,016.83	855,493.17	24	245,338.79
Activity 102 - Diversity, Equity &	720,620.02	34,433.47	50,001.02	111,989.08	558,629.92	22	119,159.56
Activity 110 - Finance Department	1,219,833.00	73,979.13	24,897.68	216,646.95	978,288.37	20	212,670.58
Activity 120 - Human Resource	882,121.00	68,459.96	7,000.00	171,581.37	703,539.63	20	182,779.15
Activity 130 -	2,296,742.00	130,076.92	410,011.02	317,993.58	1,568,737.40	32	312,527.42
Activity 140 - Information Technology	2,259,367.80	123,540.27	81,959.54	508,589.41	1,668,818.85	26	427,928.48
Activity 150 - Purchasing Department	357,068.00	21,596.42	.00	59,534.90	297,533.10	17	66,351.44
Activity 180 - Natural Resources	670,470.00	67,423.56	11,014.58	204,612.15	454,843.27	32	172,286.29
Activity 190 - Planning	1,166,203.98	60,689.44	79,612.84	174,553.33	912,037.81	22	182,180.57
Activity 192 - Engineering	2,355,351.28	98,103.93	335,014.17	245,203.94	1,775,133.17	25	250,879.19

General Fund Expense Budget by Organization

Through 03/31/25

Prior Fiscal Year Activity Included

Summary Listing

Organization	Amended Budget	Current Month Transactions	YTD Encumbrances	YTD Transactions	Budget - YTD Transactions	% Rec'd	Prior Year YTD
Fund 10 - General Fund							
EXPENSE							
Function 9 - Administration							
Location 100 - Administrative Office							
Activity 650 - Golf Course	.00	.00	.00	.00	.00	+++	200.00
Activity 700 - Special Events	210,000.00	.00	23,979.31	1,652.25	184,368.44	12	.00
Activity 710 - Administrative	851,047.40	62,955.76	66,875.36	199,268.45	584,903.59	31	172,516.38
Activity 730 - Police	809,845.64	59,157.34	.00	172,647.13	637,198.51	21	177,610.70
Activity 880 - Interpretive Center/Mill	351,764.00	17,856.07	.00	48,727.29	303,036.71	14	45,516.51
Activity 990 - General	.00	.00	.00	113.03	(113.03)	+++	.00
Activity 991 - Joint Government Maint	1,287,976.00	.00	5,725.00	.00	1,282,251.00	0	.00
Location 100 - Administrative Office	\$16,562,135.12	\$910,348.73	\$1,114,305.52	\$2,683,129.69	\$12,764,699.91	23%	\$2,567,945.06
Function 9 - Administration Totals	\$16,562,135.12	\$910,348.73	\$1,114,305.52	\$2,683,129.69	\$12,764,699.91	23%	\$2,567,945.06
EXPENSE TOTALS	\$80,463,031.36	\$4,460,350.87	\$4,009,759.91	\$24,441,965.36	\$52,011,306.09	35%	\$19,819,071.35
Fund 10 - General Fund Totals	\$80,463,031.36	\$4,460,350.87	\$4,009,759.91	\$24,441,965.36	\$52,011,306.09		\$19,819,071.35
Grand Totals	\$80,463,031.36	\$4,460,350.87	\$4,009,759.91	\$24,441,965.36	\$52,011,306.09		\$19,819,071.35

Suppl Maj Mnt Fund Balance Sheet

Through 03/31/25
Summary Listing

Classification	Current YTD Balance	Prior Year YTD Total	Net Change	Change %
Fund Category Governmental Funds				
Fund Type Special Revenue Funds				
Fund 20 - Supplemental Maj Mnt Fund				
ASSETS				
ASSETS				
INVESTMENTS				
Comerica Restricted Funds	5,751,168.50	5,481,899.31	269,269.19	4.91
INVESTMENTS Totals	\$5,751,168.50	\$5,481,899.31	\$269,269.19	4.91%
ASSETS Totals	\$5,751,168.50	\$5,481,899.31	\$269,269.19	4.91%
ASSETS TOTALS	\$5,751,168.50	\$5,481,899.31	\$269,269.19	4.91%
LIABILITIES AND FUND EQUITY				
LIABILITIES				
LIABILITIES				
CURRENT LIABILITIES				
Contract Retainage Payabl	(.01)	(.01)	.00	.00
CURRENT LIABILITIES Totals	(\$0.01)	(\$0.01)	\$0.00	0.00%
LIABILITIES Totals	(\$0.01)	(\$0.01)	\$0.00	0.00%
LIABILITIES TOTALS	(\$0.01)	(\$0.01)	\$0.00	0.00%
FUND EQUITY				
FUND BALANCE				
UNASSIGNED FUND BALANCE				
Reserve Future Contingen.	5,411,899.37	5,411,899.37	.00	.00
UNASSIGNED FUND BALANCE Totals	\$5,411,899.37	\$5,411,899.37	\$0.00	0.00%
FUND BALANCE Totals	\$5,411,899.37	\$5,411,899.37	\$0.00	0.00%
FUND EQUITY TOTALS Prior to Current Year Changes	\$5,411,899.37	\$5,411,899.37	\$0.00	0.00%
Prior Year Fund Equity Adjustment	(279,385.83)			
Fund Revenues	(59,883.31)			
Fund Expenses	.00			
FUND EQUITY TOTALS	\$5,751,168.51	\$5,411,899.37	\$339,269.14	6.27%
LIABILITIES AND FUND EQUITY	\$5,751,168.50	\$5,411,899.36	\$339,269.14	6.27%
Fund 20 - Supplemental Maj Mnt Fund Totals	\$0.00	\$69,999.95	(\$69,999.95)	(100.00%)
Fund Type Special Revenue Funds Totals	\$0.00	\$69,999.95	(\$69,999.95)	(100.00%)
Fund Category Governmental Funds Totals	\$0.00	\$69,999.95	(\$69,999.95)	(100.00%)
Grand Totals	\$0.00	\$69,999.95	(\$69,999.95)	(100.00%)

Supplemental Maj Mnt Fund Revenue Budget Performance

Fiscal Year to Date 03/31/25

Include Rollup Account and Rollup to Account

Account	Account Description	Amended Budget	Current Month Transactions	YTD Encumbrances	YTD Transactions	Budget - YTD Transactions	% Rec'd	Prior Year YTD
Fund 20 - Supplemental Maj Mnt Fund								
Function 9 - Administration								
REVENUE								
Revenue								
4500	Interest Income	.00	18,281.04	.00	59,883.31	(59,883.31)	+++	69,999.95
	Revenue Totals	\$0.00	\$18,281.04	\$0.00	\$59,883.31	(\$59,883.31)	+++	\$69,999.95
	REVENUE TOTALS	\$0.00	\$18,281.04	\$0.00	\$59,883.31	(\$59,883.31)	+++	\$69,999.95
	Function 9 - Administration Totals	\$0.00	\$18,281.04	\$0.00	\$59,883.31	(\$59,883.31)	+++	\$69,999.95
	Fund 20 - Supplemental Maj Mnt Fund Totals	\$0.00	\$18,281.04	\$0.00	\$59,883.31	(\$59,883.31)		\$69,999.95
	Grand Totals	\$0.00	\$18,281.04	\$0.00	\$59,883.31	(\$59,883.31)		\$69,999.95

Supplemental Maj Mnt Fund Revenue Budget by Organization

Through 03/31/25

Prior Fiscal Year Activity Included

Summary Listing

Organization	Amended Budget	Current Month Transactions	YTD Encumbrances	YTD Transactions	Budget - YTD Transactions	% Rec'd	Prior Year YTD
Fund 20 - Supplemental Maj Mnt Fund							
REVENUE							
Function 9 - Administration							
Location 100 - Administrative Office							
Activity 990 - General							
Category 70 - Other	.00	18,281.04	.00	59,883.31	(59,883.31)	+++	69,999.95
Activity 990 - General Totals	\$0.00	\$18,281.04	\$0.00	\$59,883.31	(\$59,883.31)	+++	\$69,999.95
Location 100 - Administrative Office	\$0.00	\$18,281.04	\$0.00	\$59,883.31	(\$59,883.31)	+++	\$69,999.95
Function 9 - Administration Totals	\$0.00	\$18,281.04	\$0.00	\$59,883.31	(\$59,883.31)	+++	\$69,999.95
REVENUE TOTALS	\$0.00	\$18,281.04	\$0.00	\$59,883.31	(\$59,883.31)	+++	\$69,999.95
Fund 20 - Supplemental Maj Mnt Fund Totals	\$0.00	\$18,281.04	\$0.00	\$59,883.31	(\$59,883.31)		\$69,999.95
Grand Totals	\$0.00	\$18,281.04	\$0.00	\$59,883.31	(\$59,883.31)		\$69,999.95

Capital Project Fund Balance Sheet

Through 03/31/25
Summary Listing

Classification	Current YTD Balance	Prior Year YTD Total	Net Change	Change %
Fund Category Governmental Funds				
Fund Type Capital Projects Funds				
Fund 80 - Capital Projects Fund				
ASSETS				
ASSETS				
INVESTMENTS				
Flagstar Bank/C.D.	532,934.70	532,934.70	.00	.00
Public Service Credit Union	2,771,397.18	2,625,777.09	145,620.09	5.55
CIBC Bank/C.D.	2,205,243.91	2,091,777.05	113,466.86	5.42
Comerica Bank Govt Fund	32,116,633.99	17,916,980.88	14,199,653.11	79.25
INVESTMENTS Totals	\$37,626,209.78	\$23,167,469.72	\$14,458,740.06	62.41%
OTHER ASSETS				
Due From Other Funds	1,146,751.00	35,000.00	1,111,751.00	3,176.43
Due From Grants	3,170.00	568,227.00	(565,057.00)	(99.44)
OTHER ASSETS Totals	\$1,149,921.00	\$603,227.00	\$546,694.00	90.63%
ASSETS Totals	\$38,776,130.78	\$23,770,696.72	\$15,005,434.06	63.13%
ASSETS TOTALS	\$38,776,130.78	\$23,770,696.72	\$15,005,434.06	63.13%
LIABILITIES AND FUND EQUITY				
LIABILITIES				
LIABILITIES				
CURRENT LIABILITIES				
Vouchers Payable	331.83	.00	331.83	+++
Due To	2,237,577.48	585,973.35	1,651,604.13	281.86
Deferred Revenue	2,500,000.00	568,227.00	1,931,773.00	339.97
CURRENT LIABILITIES Totals	\$4,737,909.31	\$1,154,200.35	\$3,583,708.96	310.49%
LIABILITIES Totals	\$4,737,909.31	\$1,154,200.35	\$3,583,708.96	310.49%
LIABILITIES TOTALS	\$4,737,909.31	\$1,154,200.35	\$3,583,708.96	310.49%
FUND EQUITY				
FUND BALANCE				
ASSIGNED FUND BALANCE				
Planned Use of Fund Balance	9,111,955.79	9,111,955.79	.00	.00
ASSIGNED FUND BALANCE Totals	\$9,111,955.79	\$9,111,955.79	\$0.00	0.00%
UNASSIGNED FUND BALANCE				
Reserve Future Contingen.	(9,111,955.79)	(9,111,955.79)	.00	.00
UNASSIGNED FUND BALANCE Totals	(\$9,111,955.79)	(\$9,111,955.79)	\$0.00	0.00%
FUND BALANCE Totals	\$0.00	\$0.00	\$0.00	+++
FUND EQUITY TOTALS Prior to Current Year Changes	\$0.00	\$0.00	\$0.00	+++
Prior Year Fund Equity Adjustment	(23,666,309.43)			
Fund Revenues	(12,896,657.15)			

Capital Project Fund Balance Sheet

Through 03/31/25
Summary Listing

Classification	Current YTD Balance	Prior Year YTD Total	Net Change	Change %
Fund Category Governmental Funds				
Fund Type Capital Projects Funds				
Fund Expenses	2,524,745.11			
FUND EQUITY TOTALS	\$34,038,221.47	\$0.00	\$34,038,221.47	+++
LIABILITIES AND FUND EQUITY	\$38,776,130.78	\$1,154,200.35	\$37,621,930.43	3,259.57%
Fund 80 - Capital Projects Fund Totals	\$0.00	\$22,616,496.37	(\$22,616,496.37)	(100.00%)
Fund Type Capital Projects Funds Totals	\$0.00	\$22,616,496.37	(\$22,616,496.37)	(100.00%)
Fund Category Governmental Funds Totals	\$0.00	\$22,616,496.37	(\$22,616,496.37)	(100.00%)
Grand Totals	\$0.00	\$22,616,496.37	(\$22,616,496.37)	(100.00%)

Capital Project Revenue Budget Performance

Fiscal Year to Date 03/31/25

Include Rollup Account and Rollup to Account

Account	Account Description	Amended Budget	Current Month Transactions	YTD Encumbrances	YTD Transactions	Budget - YTD Transactions	% Rec'd	Prior Year YTD
Fund 80 - Capital Projects Fund								
Function 2 - Transfer								
REVENUE								
Revenue								
6000	Transfer In - General Fund							
6000.10	Transfer In - General Fund	12,733,901.00	.00	.00	12,733,901.00	.00	100	9,014,166.00
	6000 - Transfer In - General Fund	\$12,733,901.00	\$0.00	\$0.00	\$12,733,901.00	\$0.00	100%	\$9,014,166.00
	Revenue Totals	\$12,733,901.00	\$0.00	\$0.00	\$12,733,901.00	\$0.00	100%	\$9,014,166.00
	REVENUE TOTALS	\$12,733,901.00	\$0.00	\$0.00	\$12,733,901.00	\$0.00	100%	\$9,014,166.00
	Function 2 - Transfer Totals	\$12,733,901.00	\$0.00	\$0.00	\$12,733,901.00	\$0.00	100%	\$9,014,166.00
Function 9 - Administration								
REVENUE								
Revenue								
4400	Grant Revenue	10,589,558.95	.00	.00	.00	10,589,558.95	0	.00
4450	Donations	500,000.00	.00	.00	.00	500,000.00	0	.00
4500	Interest Income	.00	74,696.74	.00	162,756.15	(162,756.15)	+++	96,833.91
	Revenue Totals	\$11,089,558.95	\$74,696.74	\$0.00	\$162,756.15	\$10,926,802.80	1%	\$96,833.91
	REVENUE TOTALS	\$11,089,558.95	\$74,696.74	\$0.00	\$162,756.15	\$10,926,802.80	1%	\$96,833.91
	Function 9 - Administration Totals	\$11,089,558.95	\$74,696.74	\$0.00	\$162,756.15	\$10,926,802.80	1%	\$96,833.91
	Fund 80 - Capital Projects Fund Totals	\$23,823,459.95	\$74,696.74	\$0.00	\$12,896,657.15	\$10,926,802.80		\$9,110,999.91
	Grand Totals	\$23,823,459.95	\$74,696.74	\$0.00	\$12,896,657.15	\$10,926,802.80		\$9,110,999.91

Capital Project Revenue Budget by Organization

Through 03/31/25

Prior Fiscal Year Activity Included

Summary Listing

Organization	Amended Budget	Current Month Transactions	YTD Encumbrances	YTD Transactions	Budget - YTD Transactions	% Rec'd	Prior Year Total
Fund 80 - Capital Projects Fund							
REVENUE							
Function 2 - Transfer							
Location 100 - Administrative Office							
Activity 990 - General	12,733,901.00	.00	.00	12,733,901.00	.00	100	11,413,961.75
Location 100 - Administrative Office	\$12,733,901.00	\$0.00	\$0.00	\$12,733,901.00	\$0.00	100%	\$11,413,961.75
Function 2 - Transfer Totals	\$12,733,901.00	\$0.00	\$0.00	\$12,733,901.00	\$0.00	100%	\$11,413,961.75
Function 5 - Capital							
Location 102 - Lake St. Clair							
Activity 538 - Beach	.00	.00	.00	.00	.00	+++	.00
Location 102 - Lake St. Clair Totals	\$0.00	\$0.00	\$0.00	\$0.00	\$0.00	+++	\$0.00
Function 5 - Capital Totals	\$0.00	\$0.00	\$0.00	\$0.00	\$0.00	+++	\$0.00
Function 9 - Administration							
Location 100 - Administrative Office							
Activity 990 - General	11,089,558.95	74,696.74	.00	162,756.15	10,926,802.80	1	2,693,594.83
Location 100 - Administrative Office	\$11,089,558.95	\$74,696.74	\$0.00	\$162,756.15	\$10,926,802.80	1%	\$2,693,594.83
Function 9 - Administration Totals	\$11,089,558.95	\$74,696.74	\$0.00	\$162,756.15	\$10,926,802.80	1%	\$2,693,594.83
REVENUE TOTALS	\$23,823,459.95	\$74,696.74	\$0.00	\$12,896,657.15	\$10,926,802.80	54%	\$14,107,556.58
Fund 80 - Capital Projects Fund Totals	\$23,823,459.95	\$74,696.74	\$0.00	\$12,896,657.15	\$10,926,802.80		\$14,107,556.58
Grand Totals	\$23,823,459.95	\$74,696.74	\$0.00	\$12,896,657.15	\$10,926,802.80		\$14,107,556.58

Capital Project Expense Budget Performance

Fiscal Year to Date 03/31/25

Include Rollup Account and Rollup to Account

Account	Account Description	Amended Budget	Current Month Transactions	YTD Encumbrances	YTD Transactions	Budget - YTD Transactions	% Rec'd	Prior Year YTD
Fund 80 - Capital Projects Fund								
Function 2 - Transfer								
EXPENSE								
<i>Expenditures</i>								
9965	Transfer Out - General Fund							
9965.10	Transfer Out - General Fund	278.93	.00	.00	.00	278.93	0	.00
	9965 - Transfer Out - General Fund	\$278.93	\$0.00	\$0.00	\$0.00	\$278.93	0%	\$0.00
	<i>Expenditures Totals</i>	\$278.93	\$0.00	\$0.00	\$0.00	\$278.93	0%	\$0.00
	EXPENSE TOTALS	\$278.93	\$0.00	\$0.00	\$0.00	\$278.93	0%	\$0.00
	Function 2 - Transfer Totals	(\$278.93)	\$0.00	\$0.00	\$0.00	(\$278.93)	0%	\$0.00
Function 5 - Capital								
EXPENSE								
<i>Personnel Services</i>								
9010	Full Time Wages	288,891.09	38,153.28	.00	97,885.12	191,005.97	34	96,465.17
9013	FT Benefits Pd to Emps	16,596.30	2,215.73	.00	5,689.33	10,906.97	34	6,420.42
9014	FT Benefits Pd for Emps	119,383.68	15,938.16	.00	40,924.68	78,459.00	34	41,248.68
	<i>Personnel Services Totals</i>	\$424,871.07	\$56,307.17	\$0.00	\$144,499.13	\$280,371.94	34%	\$144,134.27
<i>Contractual Services</i>								
9410	Professional Services	439,582.89	6,381.00	417,871.63	21,111.00	600.26	100	157,333.15
9420	Outside Services	44,386,679.68	14,667.28	4,975,681.53	2,359,134.98	37,051,863.17	17	394,577.52
	<i>Contractual Services Totals</i>	\$44,826,262.57	\$21,048.28	\$5,393,553.16	\$2,380,245.98	\$37,052,463.43	17%	\$551,910.67
	EXPENSE TOTALS	\$45,251,133.64	\$77,355.45	\$5,393,553.16	\$2,524,745.11	\$37,332,835.37	17%	\$696,044.94
	Function 5 - Capital Totals	(\$45,251,133.64)	(\$77,355.45)	(\$5,393,553.16)	(\$2,524,745.11)	(\$37,332,835.37)	17%	(\$696,044.94)
	Fund 80 - Capital Projects Fund Totals	\$45,251,412.57	\$77,355.45	\$5,393,553.16	\$2,524,745.11	\$37,333,114.30		\$696,044.94
	Grand Totals	\$45,251,412.57	\$77,355.45	\$5,393,553.16	\$2,524,745.11	\$37,333,114.30		\$696,044.94

Capital Project Expense Budget by Organization

Through 03/31/25

Prior Fiscal Year Activity Included

Summary Listing

Organization	Amended Budget	Current Month Transactions	YTD Encumbrances	YTD Transactions	Budget - YTD Transactions	% Rec'd	Prior Year Total
Fund 80 - Capital Projects Fund							
EXPENSE							
Function 2 - Transfer							
Location 100 - Administrative Office							
Activity 990 - General	278.93	.00	.00	.00	278.93	0	9,187.39
Location 100 - Administrative Office	\$278.93	\$0.00	\$0.00	\$0.00	\$278.93	0%	\$9,187.39
Function 2 - Transfer Totals	\$278.93	\$0.00	\$0.00	\$0.00	\$278.93	0%	\$9,187.39
Function 5 - Capital							
Location 100 - Administrative Office							
Activity 192 - Engineering	280,473.72	.00	.00	.00	280,473.72	0	.00
Activity 990 - General	101,811.63	1,127.53	.00	1,811.63	100,000.00	2	4,097.75
Location 100 - Administrative Office	\$382,285.35	\$1,127.53	\$0.00	\$1,811.63	\$380,473.72	0%	\$4,097.75
Location 102 - Lake St. Clair							
Activity 538 - Beach	.00	.00	.00	.00	.00	+++	17,000.00
Activity 540 - Dockage/Boat Storage	.00	.00	.00	.00	.00	+++	47,350.00
Activity 590 - Tolling	.00	.00	.00	.00	.00	+++	84,595.34
Activity 880 - Interpretive Center/Mill	.00	.00	.00	.00	.00	+++	.00
Activity 940 - Heart Lab-LSC	.00	.00	.00	.00	.00	+++	.00
Activity 990 - General	18,313,975.35	18,852.30	1,231,550.46	2,207,854.27	14,874,570.62	19	591,695.73
Location 102 - Lake St. Clair Totals	\$18,313,975.35	\$18,852.30	\$1,231,550.46	\$2,207,854.27	\$14,874,570.62	19%	\$740,641.07
Location 104 - Kensington							
Activity 538 - Beach	40,000.00	.00	.00	.00	40,000.00	0	.00
Activity 540 - Dockage/Boat Storage	.00	.00	.00	.00	.00	+++	.00
Activity 590 - Tolling	75,000.00	.00	.00	.00	75,000.00	0	.00
Activity 660 - Disc/Adventure Golf	.00	.00	.00	.00	.00	+++	.00
Activity 880 - Interpretive Center/Mill	.00	.00	.00	.00	.00	+++	.00
Activity 881 - Farm Learning Center	.00	.00	.00	.00	.00	+++	.00
Activity 990 - General	767,769.59	443.46	517,961.00	2,808.59	247,000.00	68	3,945.83
Location 104 - Kensington Totals	\$882,769.59	\$443.46	\$517,961.00	\$2,808.59	\$362,000.00	59%	\$3,945.83
Location 106 - Lower Huron/Will/Oakwoods							
Activity 532 - Waterpark	.00	.00	.00	.00	.00	+++	.00
Activity 610 - Family Camping	205,286.31	1,182.56	.00	5,286.31	200,000.00	3	18,347.44
Activity 650 - Golf Course	901,606.91	1,052.88	7,070.37	37,295.81	857,240.73	5	332,524.92
Activity 660 - Disc/Adventure Golf	60,000.00	.00	.00	.00	60,000.00	0	.00
Activity 880 - Interpretive Center/Mill	.00	.00	.00	.00	.00	+++	89,913.51
Activity 990 - General	4,930,740.08	25,344.85	1,798,322.06	62,346.80	3,070,071.22	38	326,481.67
Location 106 - Lower	\$6,097,633.30	\$27,580.29	\$1,805,392.43	\$104,928.92	\$4,187,311.95	31%	\$767,267.54

Capital Project Expense Budget by Organization

Through 03/31/25

Prior Fiscal Year Activity Included

Summary Listing

Organization	Amended Budget	Current Month Transactions	YTD Encumbrances	YTD Transactions	Budget - YTD Transactions	% Rec'd	Prior Year Total
Fund 80 - Capital Projects Fund							
EXPENSE							
Function 5 - Capital							
Location 108 - Hudson Mills/Dexter/Delhi							
Activity 590 - Tolling	.00	.00	.00	.00	.00	+++	.00
Activity 650 - Golf Course	.00	.00	.00	.00	.00	+++	27,370.00
Activity 990 - General	3,267,568.56	15,753.08	742,862.84	41,858.51	2,482,847.21	24	113,484.04
Location 108 - Hudson	\$3,267,568.56	\$15,753.08	\$742,862.84	\$41,858.51	\$2,482,847.21	24%	\$140,854.04
Location 109 - Stony Creek							
Activity 538 - Beach	.00	.00	.00	.00	.00	+++	.00
Activity 540 - Dockage/Boat Storage	.00	.00	.00	.00	.00	+++	.00
Activity 590 - Tolling	20,000.00	.00	.00	.00	20,000.00	0	.00
Activity 650 - Golf Course	2,811,838.48	.00	.00	.00	2,811,838.48	0	1,244.27
Activity 990 - General	1,948,093.19	960.83	679,401.81	1,330.38	1,267,361.00	35	1,238,421.95
Location 109 - Stony Creek Totals	\$4,779,931.67	\$960.83	\$679,401.81	\$1,330.38	\$4,099,199.48	14%	\$1,239,666.22
Location 112 - Lake Erie							
Activity 531 - Pool	7,746,931.83	8,026.02	61,330.00	30,851.83	7,654,750.00	1	140,172.18
Activity 650 - Golf Course	257,160.44	.00	.00	77,928.44	179,232.00	30	3,806.88
Activity 990 - General	1,296,814.75	.00	109,132.41	42,360.57	1,145,321.77	12	1,040,847.06
Location 112 - Lake Erie Totals	\$9,300,907.02	\$8,026.02	\$170,462.41	\$151,140.84	\$8,979,303.77	3%	\$1,184,826.12
Location 113 - Wolcott							
Activity 880 - Interpretive Center/Mill	.00	.00	.00	.00	.00	+++	.00
Activity 881 - Farm Learning Center	1,150,000.00	.00	.00	.00	1,150,000.00	0	.00
Activity 990 - General	80,676.00	2,099.20	34,882.20	10,799.30	34,994.50	57	129,635.80
Location 113 - Wolcott Totals	\$1,230,676.00	\$2,099.20	\$34,882.20	\$10,799.30	\$1,184,994.50	4%	\$129,635.80
Location 115 - Indian Springs							
Activity 650 - Golf Course	195,808.49	2,623.81	20,762.36	2,028.10	173,018.03	12	112,793.70
Activity 990 - General	549,578.31	(111.07)	.00	184.57	549,393.74	0	309,873.09
Location 115 - Indian Springs Totals	\$745,386.80	\$2,512.74	\$20,762.36	\$2,212.67	\$722,411.77	3%	\$422,666.79
Location 116 - Huron Meadows							
Activity 650 - Golf Course	250,000.00	.00	190,277.65	.00	59,722.35	76	.00
Activity 990 - General	.00	.00	.00	.00	.00	+++	.00
Location 116 - Huron Meadows Totals	\$250,000.00	\$0.00	\$190,277.65	\$0.00	\$59,722.35	76%	\$0.00
Function 5 - Capital Totals	\$45,251,133.64	\$77,355.45	\$5,393,553.16	\$2,524,745.11	\$37,332,835.37	17%	\$4,633,601.16
EXPENSE TOTALS	\$45,251,412.57	\$77,355.45	\$5,393,553.16	\$2,524,745.11	\$37,333,114.30	17%	\$4,642,788.55
Fund 80 - Capital Projects Fund Totals	\$45,251,412.57	\$77,355.45	\$5,393,553.16	\$2,524,745.11	\$37,333,114.30		\$4,642,788.55
Grand Totals	\$45,251,412.57	\$77,355.45	\$5,393,553.16	\$2,524,745.11	\$37,333,114.30		\$4,642,788.55

Payment Register

Payment Dates 03/01/25 - 03/31/25

Number	Date	Status	Void Reason	Reconciled/ Voided Date	Source	Payee Name	Transaction Amount	Difference
Bank Account 1-Comerica - Comerica Bank Checking								
Payment Type Check								
274569	03/04/2025	Open			Accounts Payable	Weatherseal Home Improvements	77,768.00	
274570	03/06/2025	Open			Accounts Payable	Absopure Water Company	158.75	
274571	03/06/2025	Open			Accounts Payable	Aflac Group Insurance	5,976.34	
274572	03/06/2025	Open			Accounts Payable	Air Command	3,600.00	
274573	03/06/2025	Open			Accounts Payable	AIS Construction Equipment Corp	434.08	
274574	03/06/2025	Open			Accounts Payable	Allegion Access Technologies LLC	2,116.80	
274575	03/06/2025	Open			Accounts Payable	American Garage Door LLC	195.00	
274576	03/06/2025	Open			Accounts Payable	Andersen, Les	550.00	
274577	03/06/2025	Open			Accounts Payable	Applied Innovation	1,356.76	
274578	03/06/2025	Open			Accounts Payable	AT&T Mobility	36.24	
274579	03/06/2025	Open			Accounts Payable	Battle, Kristen	73.36	
274580	03/06/2025	Open			Accounts Payable	Bolin Jr, William Jackson	250.00	
274581	03/06/2025	Open			Accounts Payable	CardConnect	3,150.00	
274582	03/06/2025	Open			Accounts Payable	Carleton Equipment Co	385.00	
274583	03/06/2025	Open			Accounts Payable	CDW Government	12,138.33	
274584	03/06/2025	Open			Accounts Payable	Chris Cakes of MI	1,300.60	
274585	03/06/2025	Open			Accounts Payable	City Electric Supply Co	147.80	
274586	03/06/2025	Open			Accounts Payable	Comcast	204.85	
274587	03/06/2025	Open			Accounts Payable	Comcast	9,495.60	
274588	03/06/2025	Open			Accounts Payable	Consumers Energy Company	977.17	
274589	03/06/2025	Open			Accounts Payable	Cormic Services	5,840.10	
274590	03/06/2025	Open			Accounts Payable	Crest Ford	332.59	
274591	03/06/2025	Open			Accounts Payable	Delta Dental	20,138.22	
274592	03/06/2025	Open			Accounts Payable	Detroit Salt Company LLC	18,685.83	
274593	03/06/2025	Open			Accounts Payable	DTE Energy	4,540.60	
274594	03/06/2025	Open			Accounts Payable	DTE Energy	1,269.52	
274595	03/06/2025	Open			Accounts Payable	DTE Energy	3,900.25	
274596	03/06/2025	Open			Accounts Payable	DTE Energy	2,710.54	
274597	03/06/2025	Open			Accounts Payable	DTE Energy	612.47	
274598	03/06/2025	Open			Accounts Payable	DTE Energy	3,421.88	
274599	03/06/2025	Open			Accounts Payable	ESRI, Inc.	1,080.00	
274600	03/06/2025	Open			Accounts Payable	Feldman Chevrolet of New Hudson	456.20	
274601	03/06/2025	Open			Accounts Payable	Flat Rock Automotive, Inc	61.96	
274602	03/06/2025	Open			Accounts Payable	Fraser Mechanical, Inc.	2,746.60	
274603	03/06/2025	Open			Accounts Payable	GFL Environmental USA, Inc	437.33	
274604	03/06/2025	Open			Accounts Payable	Global Industrial	157.44	

Payment Register

Payment Dates 03/01/25 - 03/31/25

Number	Date	Status	Void Reason	Reconciled/ Voided Date	Source	Payee Name	Transaction Amount	Difference
Bank Account 1-Comerica - Comerica Bank Checking								
Payment Type Check								
274605	03/06/2025	Open			Accounts Payable	Gordon Food Service	2,893.42	
274606	03/06/2025	Open			Accounts Payable	Grainger Inc	1,250.31	
274607	03/06/2025	Open			Accounts Payable	Hartford , The	18,561.82	
274608	03/06/2025	Open			Accounts Payable	Home Depot	954.70	
274609	03/06/2025	Open			Accounts Payable	ISP Technologies	4,780.00	
274610	03/06/2025	Open			Accounts Payable	Jewell, Mike	1,500.00	
274611	03/06/2025	Open			Accounts Payable	Kennedy Industries Inc	3,565.00	
274612	03/06/2025	Open			Accounts Payable	Knight's Auto Supply Inc	1,490.36	
274613	03/06/2025	Open			Accounts Payable	Linde Gas & Equipment Inc.	215.76	
274614	03/06/2025	Open			Accounts Payable	Long, Eric	75.00	
274615	03/06/2025	Open			Accounts Payable	Lowe's	558.85	
274616	03/06/2025	Open			Accounts Payable	Lyden Oil Company	206.91	
274617	03/06/2025	Open			Accounts Payable	Michigan, State of	400.00	
274618	03/06/2025	Open			Accounts Payable	Miracle Maintenance	1,920.00	
274619	03/06/2025	Open			Accounts Payable	MOSS Audio Corporation	131.28	
274620	03/06/2025	Open			Accounts Payable	Mr. C's Car Wash #4 LLC	66.00	
274621	03/06/2025	Open			Accounts Payable	Navia Benefit Solutions	400.00	
274622	03/06/2025	Open			Accounts Payable	nexVortex, Inc	5,107.84	
274623	03/06/2025	Open			Accounts Payable	Nowak & Fraus Engineers	8,632.80	
274624	03/06/2025	Open			Accounts Payable	Occupational Health Centers of MI	303.00	
274625	03/06/2025	Open			Accounts Payable	ODP Business Solutions. LLC	158.57	
274626	03/06/2025	Open			Accounts Payable	Oscar W Larson Co	3,508.73	
274627	03/06/2025	Open			Accounts Payable	Parker, Jr, Bernard	250.00	
274628	03/06/2025	Open			Accounts Payable	Perfect Floors Inc	3,059.98	
274629	03/06/2025	Open			Accounts Payable	Pitney Bowes	313.20	
274630	03/06/2025	Open			Accounts Payable	Quadrozzi, Jaye	250.00	
274631	03/06/2025	Open			Accounts Payable	RKA Petroleum Co's	4,080.50	
274632	03/06/2025	Open			Accounts Payable	Roberts Co.	2,450.00	
274633	03/06/2025	Open			Accounts Payable	Shefke, David	85.52	
274634	03/06/2025	Open			Accounts Payable	SiteOne Landscape Co	2,228.88	
274635	03/06/2025	Open			Accounts Payable	Spartan Distributors Inc	6,735.15	
274636	03/06/2025	Open			Accounts Payable	Superior Lock & Key, LLC	866.50	
274637	03/06/2025	Open			Accounts Payable	Taylor, Tiffany	250.00	
274638	03/06/2025	Open			Accounts Payable	US Bank Equipment Finance	757.79	
274639	03/06/2025	Open			Accounts Payable	Van Buren , Charter Township of	11,182.96	
274640	03/06/2025	Open			Accounts Payable	Washington Elevator Co Inc	1,000.00	

Payment Register

Payment Dates 03/01/25 - 03/31/25

Number	Date	Status	Void Reason	Reconciled/ Voided Date	Source	Payee Name	Transaction Amount	Difference
Bank Account 1-Comerica - Comerica Bank Checking								
Payment Type Check								
274641	03/06/2025	Open			Accounts Payable	Waste Mgmt - East	5,880.40	
274642	03/06/2025	Open			Accounts Payable	Wayne County	395.00	
274643	03/06/2025	Open			Accounts Payable	Weingartz Supply Company	26.36	
274644	03/06/2025	Open			Accounts Payable	West Marine Pro	2,075.34	
274645	03/06/2025	Open			Accounts Payable	Williams, Dean	55.00	
274646	03/13/2025	Open			Accounts Payable	3Sixty Interactive, Inc	758.00	
274647	03/13/2025	Open			Accounts Payable	Absopure Water Company	95.45	
274648	03/13/2025	Open			Accounts Payable	Advanced Turf Solutions	614.58	
274649	03/13/2025	Open			Accounts Payable	Aflac Group Insurance	5,478.28	
274650	03/13/2025	Open			Accounts Payable	AT&T	11,122.66	
274651	03/13/2025	Open			Accounts Payable	Baker's Gas & Welding Supplies	137.40	
274652	03/13/2025	Open			Accounts Payable	Blum, Laura	963.81	
274653	03/13/2025	Open			Accounts Payable	Brighton Ford Inc.	2,570.02	
274654	03/13/2025	Open			Accounts Payable	Brown, Timothy F	37.87	
274655	03/13/2025	Open			Accounts Payable	Brownstown Township Water Dept	730.64	
274656	03/13/2025	Open			Accounts Payable	Carter, Zachary	41.47	
274657	03/13/2025	Open			Accounts Payable	CentralStar Cooperative	184.32	
274658	03/13/2025	Open			Accounts Payable	Change Fund - Lake Erie Madison	4,000.00	
274659	03/13/2025	Open			Accounts Payable	CMR Mechanical	695.19	
274660	03/13/2025	Open			Accounts Payable	CMR Mechanical	9,044.00	
274661	03/13/2025	Open			Accounts Payable	Corrigan Towing	132.27	
274662	03/13/2025	Open			Accounts Payable	D R Trailer	6,799.00	
274663	03/13/2025	Open			Accounts Payable	DTE Energy	532.75	
274664	03/13/2025	Open			Accounts Payable	DTE Energy	13,171.71	
274665	03/13/2025	Open			Accounts Payable	DTE Energy	15,581.33	
274666	03/13/2025	Open			Accounts Payable	DTE Energy	484.23	
274667	03/13/2025	Open			Accounts Payable	DTE Energy	1,249.04	
274668	03/13/2025	Open			Accounts Payable	DTE Energy	3,063.82	
274669	03/13/2025	Open			Accounts Payable	Eagle Parts Products Inc.	8,800.00	
274670	03/13/2025	Open			Accounts Payable	Eric's Fresh Carpet Care	280.00	
274671	03/13/2025	Open			Accounts Payable	Fidelity Security Life Insurance Co.	1,975.94	
274672	03/13/2025	Open			Accounts Payable	Fitzgerald Public Schools	520.00	
274673	03/13/2025	Open			Accounts Payable	Goike, Molly	258.88	
274674	03/13/2025	Open			Accounts Payable	Hall, Joseph C	334.60	
274675	03/13/2025	Open			Accounts Payable	Hardie, Sean	38.94	
274676	03/13/2025	Open			Accounts Payable	High Grade Materials Company	4,720.00	

Payment Register

Payment Dates 03/01/25 - 03/31/25

Number	Date	Status	Void Reason	Reconciled/ Voided Date	Source	Payee Name	Transaction Amount	Difference
Bank Account 1-Comerica - Comerica Bank Checking								
Payment Type Check								
274677	03/13/2025	Open			Accounts Payable	Highland Wash Management LLC	48.00	
274678	03/13/2025	Open			Accounts Payable	Home Depot	1,355.21	
274679	03/13/2025	Open			Accounts Payable	Hoolsema, Douglas	150.00	
274680	03/13/2025	Open			Accounts Payable	HP Electric , LLC	525.00	
274681	03/13/2025	Open			Accounts Payable	Hutson Inc of Michigan	2,390.30	
274682	03/13/2025	Open			Accounts Payable	Identity Source, The	1,119.41	
274683	03/13/2025	Open			Accounts Payable	Inch Memorials	292.55	
274684	03/13/2025	Open			Accounts Payable	John's Sanitation Inc.	180.00	
274685	03/13/2025	Open			Accounts Payable	Kaeb Sales, Inc	284.00	
274686	03/13/2025	Open			Accounts Payable	Kitch Drutchas Wagner Valitutti &	450.00	
274687	03/13/2025	Open			Accounts Payable	Knight's Auto Supply Inc	433.39	
274688	03/13/2025	Open			Accounts Payable	Kraemer Design + Production LLC	11,000.00	
274689	03/13/2025	Open			Accounts Payable	Leonard's Syrups	70.00	
274690	03/13/2025	Open			Accounts Payable	Leslie Tire	57.00	
274691	03/13/2025	Open			Accounts Payable	Livingston County	343.50	
274692	03/13/2025	Open			Accounts Payable	Livingston County	440.00	
274693	03/13/2025	Open			Accounts Payable	Long, Eric	12.50	
274694	03/13/2025	Open			Accounts Payable	Lower Huron Supply Co.	1,748.74	
274695	03/13/2025	Open			Accounts Payable	Lum, Alison	243.32	
274696	03/13/2025	Open			Accounts Payable	Marine Mammal Center, The	1,300.00	
274697	03/13/2025	Open			Accounts Payable	Michigan, State of	200.00	
274698	03/13/2025	Open			Accounts Payable	Michigan, State of	375.00	
274699	03/13/2025	Open			Accounts Payable	Michigan, State of	4,750.00	
274700	03/13/2025	Open			Accounts Payable	Michigan Cat	195.76	
274701	03/13/2025	Open			Accounts Payable	Michigan Counties Workers'	122,824.75	
274702	03/13/2025	Open			Accounts Payable	Michigan Municipal Risk Mgt	207,745.75	
274703	03/13/2025	Open			Accounts Payable	Mike's Pump Service, Inc.	176.00	
274704	03/13/2025	Open			Accounts Payable	Mile-X Equipment Inc	3,443.81	
274705	03/13/2025	Open			Accounts Payable	Motorola	625.00	
274706	03/13/2025	Open			Accounts Payable	Muchmore Harrington Smalley and	5,000.00	
274707	03/13/2025	Open			Accounts Payable	O Practice LLC DBA The Olori Network	7,500.00	
274708	03/13/2025	Open			Accounts Payable	Oakland County	402.00	
274709	03/13/2025	Open			Accounts Payable	Oakland County	350.00	
274710	03/13/2025	Open			Accounts Payable	Oakland County	350.00	
274711	03/13/2025	Open			Accounts Payable	Oakland County	350.00	
274712	03/13/2025	Open			Accounts Payable	Occupational Health Centers of MI	173.00	

Payment Register

Payment Dates 03/01/25 - 03/31/25

Number	Date	Status	Void Reason	Reconciled/ Voided Date	Source	Payee Name	Transaction Amount	Difference
Bank Account 1-Comerica - Comerica Bank Checking								
Payment Type Check								
274713	03/13/2025	Open			Accounts Payable	PENS.COM	691.20	
274714	03/13/2025	Open			Accounts Payable	Quest Diagnostics	68.85	
274715	03/13/2025	Open			Accounts Payable	Rapids Wholesale, Inc	2,988.29	
274716	03/13/2025	Open			Accounts Payable	RKA Petroleum Co's	13,889.71	
274717	03/13/2025	Open			Accounts Payable	Roberts Dairy Service, Inc	334.85	
274718	03/13/2025	Open			Accounts Payable	Schindler Elevator Corp	157.78	
274719	03/13/2025	Open			Accounts Payable	Shelby, Charter Township Of	956.42	
274720	03/13/2025	Open			Accounts Payable	Signorelli, Marco	38.00	
274721	03/13/2025	Open			Accounts Payable	Southern Truck Equipment Inc	149.78	
274722	03/13/2025	Open			Accounts Payable	Spartan Distributors Inc	127,460.39	
274723	03/13/2025	Open			Accounts Payable	Suburban Sewer & Septic Tank	320.00	
274724	03/13/2025	Open			Accounts Payable	Sugar Bush Supplies Co Inc	3,081.60	
274725	03/13/2025	Open			Accounts Payable	TaylorMade Golf Company, Inc.	289.11	
274726	03/13/2025	Open			Accounts Payable	Titleist Golf Division	3,956.33	
274727	03/13/2025	Open			Accounts Payable	Ulliance	543.40	
274728	03/13/2025	Open			Accounts Payable	Vance Outdoors, Inc.	4,582.50	
274729	03/13/2025	Open			Accounts Payable	Verizon Wireless	40.01	
274730	03/13/2025	Open			Accounts Payable	Washtenaw County Treasurer	799.62	
274731	03/13/2025	Open			Accounts Payable	Waste Mgmt - East	1,644.26	
274732	03/13/2025	Open			Accounts Payable	West Marine Pro	175.00	
274733	03/13/2025	Open			Accounts Payable	Williams, Dean	55.00	
274734	03/20/2025	Open			Accounts Payable	4imprint, Inc	2,661.09	
274735	03/20/2025	Open			Accounts Payable	Advance Auto Parts AAP Financial Services	627.94	
274736	03/20/2025	Open			Accounts Payable	Advanced Turf Solutions	272.83	
274737	03/20/2025	Open			Accounts Payable	Ajax Materials Corporation	1,662.70	
274738	03/20/2025	Open			Accounts Payable	Allie Brothers, Inc	326.96	
274739	03/20/2025	Open			Accounts Payable	Andersen, Les	550.00	
274740	03/20/2025	Open			Accounts Payable	Bolin Jr, William Jackson	250.00	
274741	03/20/2025	Open			Accounts Payable	Bostick Truck Center LLC	430.00	
274742	03/20/2025	Open			Accounts Payable	Builders FirstSource	1,365.26	
274743	03/20/2025	Open			Accounts Payable	CDW Government	12,623.55	
274744	03/20/2025	Open			Accounts Payable	Change Fund - Kensington Joseph Fulton	5,000.00	
274745	03/20/2025	Open			Accounts Payable	Change Fund - Stony Creek Julie Erskine	5,000.00	
274746	03/20/2025	Open			Accounts Payable	Change Fund Indian Springs Metropark	2,750.00	
274747	03/20/2025	Open			Accounts Payable	Choozle, Inc	11,965.71	
274748	03/20/2025	Open			Accounts Payable	CIS Advisory, LLC	12,359.00	

Payment Register

Payment Dates 03/01/25 - 03/31/25

Number	Date	Status	Void Reason	Reconciled/ Voided Date	Source	Payee Name	Transaction Amount	Difference
Bank Account 1-Comerica - Comerica Bank Checking								
Payment Type Check								
274749	03/20/2025	Open			Accounts Payable	City Electric Supply Co	665.41	
274750	03/20/2025	Open			Accounts Payable	Comcast	629.70	
274751	03/20/2025	Open			Accounts Payable	Community Publishing & Marketing LTD	1,295.00	
274752	03/20/2025	Open			Accounts Payable	Consumers Energy Company	1,608.05	
274753	03/20/2025	Open			Accounts Payable	Cormic Services	401.70	
274754	03/20/2025	Open			Accounts Payable	Detroit Mom	2,100.00	
274755	03/20/2025	Open			Accounts Payable	Detroit Regional Chamber	1,882.50	
274756	03/20/2025	Open			Accounts Payable	Detroit Salt Company LLC	12,323.14	
274757	03/20/2025	Open			Accounts Payable	Dexter Township	80.00	
274758	03/20/2025	Open			Accounts Payable	Different Strokes	9,146.50	
274759	03/20/2025	Open			Accounts Payable	Double D Electric LLC	750.00	
274760	03/20/2025	Open			Accounts Payable	DTE Energy	3,082.73	
274761	03/20/2025	Open			Accounts Payable	DTE Energy	296.01	
274762	03/20/2025	Open			Accounts Payable	DTE Energy	1,057.16	
274763	03/20/2025	Open			Accounts Payable	DTE Energy	775.95	
274764	03/20/2025	Open			Accounts Payable	Egis BLN USA Inc	2,099.20	
274765	03/20/2025	Open			Accounts Payable	Elifeguard, Inc	3,377.55	
274766	03/20/2025	Open			Accounts Payable	Eric's Fresh Carpet Care	320.00	
274767	03/20/2025	Open			Accounts Payable	Erskine, Julee	41.38	
274768	03/20/2025	Open			Accounts Payable	FJF Door Sales Company	253.75	
274769	03/20/2025	Open			Accounts Payable	Friends of Rutherford Pool	6,478.65	
274770	03/20/2025	Open			Accounts Payable	GEI Consultants of Michigan, P.C.	12,156.25	
274771	03/20/2025	Open			Accounts Payable	Gordon Food Service	2,860.68	
274772	03/20/2025	Open			Accounts Payable	Grainger Inc	3,649.91	
274773	03/20/2025	Open			Accounts Payable	Graph-X Signs and Designs, Inc	158.00	
274774	03/20/2025	Open			Accounts Payable	Great Lakes Security Hardware	19.00	
274775	03/20/2025	Open			Accounts Payable	Harolds Frame Shop Inc.	854.00	
274776	03/20/2025	Open			Accounts Payable	Health Advocate Solutions Inc	434.40	
274777	03/20/2025	Open			Accounts Payable	Hireku, Inc dba JazzHR	5,388.00	
274778	03/20/2025	Open			Accounts Payable	Home Depot	735.65	
274779	03/20/2025	Open			Accounts Payable	Hornungs Pro Golf Sales, Inc.	600.60	
274780	03/20/2025	Open			Accounts Payable	HSI Workplace Compliance Solutions, Inc	17,200.00	
274781	03/20/2025	Open			Accounts Payable	Hubbell, Roth & Clark, Inc.	10,504.97	
274782	03/20/2025	Open			Accounts Payable	Huzzy's Car Wash	54.00	
274783	03/20/2025	Open			Accounts Payable	Identity Source, The	2,866.95	
274784	03/20/2025	Open			Accounts Payable	IMV Technologies US LLC	3,235.00	

Payment Register

Payment Dates 03/01/25 - 03/31/25

Number	Date	Status	Void Reason	Reconciled/ Voided Date	Source	Payee Name	Transaction Amount	Difference
Bank Account 1-Comerica - Comerica Bank Checking								
Payment Type Check								
274785	03/20/2025	Open			Accounts Payable	Institute of Transportation Engineers	400.00	
274786	03/20/2025	Open			Accounts Payable	Kone Inc.	286.05	
274787	03/20/2025	Open			Accounts Payable	Lowe's	477.28	
274788	03/20/2025	Open			Accounts Payable	Lower Huron Supply Co.	213.84	
274789	03/20/2025	Open			Accounts Payable	Marans, Robert W	250.00	
274790	03/20/2025	Open			Accounts Payable	Mitchell, Derrick	18.45	
274791	03/20/2025	Open			Accounts Payable	Oakland County	298.00	
274792	03/20/2025	Open			Accounts Payable	ODP Business Solutions. LLC	610.47	
274793	03/20/2025	Open			Accounts Payable	Original Watermen	6,281.92	
274794	03/20/2025	Open			Accounts Payable	Parker, Jr, Bernard	250.00	
274795	03/20/2025	Open			Accounts Payable	Perfect Floors Inc	3,059.98	
274796	03/20/2025	Open			Accounts Payable	Pontoni, Stephen Vincent	250.00	
274797	03/20/2025	Open			Accounts Payable	Potter, Garnet	35.95	
274798	03/20/2025	Open			Accounts Payable	Quality Incentive Company	350.00	
274799	03/20/2025	Open			Accounts Payable	Riggs, Colin	37.85	
274800	03/20/2025	Open			Accounts Payable	RKA Petroleum Co's	1,296.08	
274801	03/20/2025	Open			Accounts Payable	Rugged Steel Works, LLC	1,889.20	
274802	03/20/2025	Open			Accounts Payable	Russ Milne Ford Inc.	568.94	
274803	03/20/2025	Open			Accounts Payable	Sebert, Steven	1,447.22	
274804	03/20/2025	Open			Accounts Payable	SiteOne Landscape Co	622.61	
274805	03/20/2025	Open			Accounts Payable	Spartan Distributors Inc	154,141.82	
274806	03/20/2025	Open			Accounts Payable	Stanley Industries Inc	1,033.05	
274807	03/20/2025	Open			Accounts Payable	Sterling Office Systems	761.43	
274808	03/20/2025	Open			Accounts Payable	Tire Wholesalers Company Inc	326.59	
274809	03/20/2025	Open			Accounts Payable	Uline Shipping Supplies	2,538.39	
274810	03/20/2025	Open			Accounts Payable	Vermont Systems Inc (VSI)	3,972.89	
274811	03/20/2025	Voided	Cancel invoice	04/01/2025	Accounts Payable	Vigilante Security, Inc.	6,960.12	
274812	03/20/2025	Open			Accounts Payable	Waste Mgmt - East	497.00	
274813	03/20/2025	Open			Accounts Payable	Webster & Garner Inc.	5,511.85	
274814	03/20/2025	Open			Accounts Payable	Wolfe, Steve	34.82	
274815	03/20/2025	Open			Accounts Payable	WTA Architects, Inc	2,292.00	
274816	03/20/2025	Open			Accounts Payable	Zoro Corporation	428.13	
274817	03/26/2025	Open			Accounts Payable	Absopure Water Company	111.98	
274818	03/26/2025	Open			Accounts Payable	Acee Deucee Porta Can Inc.	640.00	
274819	03/26/2025	Open			Accounts Payable	Advanced Turf Solutions	1,348.64	
274820	03/26/2025	Open			Accounts Payable	AIS Construction Equipment Corp	3,312.69	

Payment Register

Payment Dates 03/01/25 - 03/31/25

Number	Date	Status	Void Reason	Reconciled/ Voided Date	Source	Payee Name	Transaction Amount	Difference
Bank Account 1-Comerica - Comerica Bank Checking								
Payment Type Check								
274821	03/26/2025	Open			Accounts Payable	AT&T	2,460.53	
274822	03/26/2025	Open			Accounts Payable	AT&T Mobility	2,441.29	
274823	03/26/2025	Open			Accounts Payable	AT&T Mobility	3,568.06	
274824	03/26/2025	Open			Accounts Payable	Auto-Wares	3,181.01	
274825	03/26/2025	Open			Accounts Payable	Beemer, John	200.00	
274826	03/26/2025	Open			Accounts Payable	Blue Cross/Blue Shield Of Mich	92,430.65	
274827	03/26/2025	Open			Accounts Payable	Bridgestone Golf Inc	65.58	
274828	03/26/2025	Open			Accounts Payable	Brown City Elevator, Inc	1,919.05	
274829	03/26/2025	Open			Accounts Payable	Caryl, Symeon	500.00	
274830	03/26/2025	Open			Accounts Payable	Champion, Ross	800.00	
274831	03/26/2025	Open			Accounts Payable	Change Fund Lower Huron Holly Clegg	4,000.00	
274832	03/26/2025	Open			Accounts Payable	Consumers Energy Company	2,166.21	
274833	03/26/2025	Open			Accounts Payable	Crest Ford	2,317.13	
274834	03/26/2025	Open			Accounts Payable	Delta Dental	20,096.76	
274835	03/26/2025	Open			Accounts Payable	Deschamps, Sabrina	294.46	
274836	03/26/2025	Open			Accounts Payable	Detroit Salt Company LLC	2,988.82	
274837	03/26/2025	Open			Accounts Payable	DeWolf & Associates	1,465.00	
274838	03/26/2025	Open			Accounts Payable	DTE Energy	2,882.01	
274839	03/26/2025	Open			Accounts Payable	DTE Energy	8,839.09	
274840	03/26/2025	Open			Accounts Payable	DTE Energy	5,999.64	
274841	03/26/2025	Open			Accounts Payable	DTE Energy	246.91	
274842	03/26/2025	Open			Accounts Payable	DTE Energy	1,577.67	
274843	03/26/2025	Open			Accounts Payable	DTE Energy	1,269.94	
274844	03/26/2025	Open			Accounts Payable	Edgewater Resources LLC	4,089.00	
274845	03/26/2025	Open			Accounts Payable	Epoch Eyewear	436.18	
274846	03/26/2025	Open			Accounts Payable	Grainger Inc	1,718.67	
274847	03/26/2025	Open			Accounts Payable	Hajoul, Manal	150.00	
274848	03/26/2025	Open			Accounts Payable	Halima Cassells Consulting, LLC	1,500.00	
274849	03/26/2025	Open			Accounts Payable	Harrison Township	6,502.88	
274850	03/26/2025	Open			Accounts Payable	HCMA Employee Association	2,300.00	
274851	03/26/2025	Open			Accounts Payable	Hernandez, Maria Elena	150.00	
274852	03/26/2025	Open			Accounts Payable	Hobbs, Kaley	150.00	
274853	03/26/2025	Open			Accounts Payable	Holfelder, Celina	150.00	
274854	03/26/2025	Open			Accounts Payable	Home Depot	8,580.00	
274855	03/26/2025	Open			Accounts Payable	Huzzy's Car Wash	36.00	
274856	03/26/2025	Open			Accounts Payable	KaB Enterprises, Inc	72,984.04	

Payment Register

Payment Dates 03/01/25 - 03/31/25

Number	Date	Status	Void Reason	Reconciled/ Voided Date	Source	Payee Name	Transaction Amount	Difference
Bank Account 1-Comerica - Comerica Bank Checking								
Payment Type Check								
274857	03/26/2025	Open			Accounts Payable	Kuhn, Nannette	150.00	
274858	03/26/2025	Open			Accounts Payable	Linde Gas & Equipment Inc.	194.88	
274859	03/26/2025	Open			Accounts Payable	Livingston County Treasurer	21.48	
274860	03/26/2025	Open			Accounts Payable	Mann, Katherine	150.00	
274861	03/26/2025	Open			Accounts Payable	Michigan Golf Show	500.00	
274862	03/26/2025	Open			Accounts Payable	Miller, Kathleen	150.00	
274863	03/26/2025	Open			Accounts Payable	Moment Strategies	12,000.00	
274864	03/26/2025	Open			Accounts Payable	Nunn, Stacy	150.00	
274865	03/26/2025	Open			Accounts Payable	Pinckney Auto Wash LLC	90.00	
274866	03/26/2025	Open			Accounts Payable	Police Officers Association Of Michigan	262.00	
274867	03/26/2025	Open			Accounts Payable	Police Officers Labor Council	1,907.88	
274868	03/26/2025	Open			Accounts Payable	R&R Products, Inc.	1,010.50	
274869	03/26/2025	Open			Accounts Payable	Richmond New Holland	922.11	
274870	03/26/2025	Open			Accounts Payable	RKA Petroleum Co's	9,480.61	
274871	03/26/2025	Open			Accounts Payable	Russ Milne Ford Inc.	444.21	
274872	03/26/2025	Open			Accounts Payable	SEI Private Trust Company	5,348.68	
274873	03/26/2025	Open			Accounts Payable	SEMCO Energy	2,115.08	
274874	03/26/2025	Open			Accounts Payable	ServicePro	256.00	
274875	03/26/2025	Open			Accounts Payable	Smith, Barbara	150.00	
274876	03/26/2025	Open			Accounts Payable	Smith, Peter	37.71	
274877	03/26/2025	Open			Accounts Payable	Stucky, Julie	150.00	
274878	03/26/2025	Open			Accounts Payable	Target Specialty Products	4,349.00	
274879	03/26/2025	Open			Accounts Payable	Terminix Ehrlich	904.12	
274880	03/26/2025	Open			Accounts Payable	Textron E-Z-GO LLC	222.45	
274881	03/26/2025	Open			Accounts Payable	Titleist Golf Division	6,712.68	
274882	03/26/2025	Open			Accounts Payable	UKG Kronos Systems, LLC	2,716.77	
274883	03/26/2025	Open			Accounts Payable	Uline Shipping Supplies	102.60	
274884	03/26/2025	Open			Accounts Payable	UPS	484.63	
274885	03/26/2025	Open			Accounts Payable	Vega, Denise	150.00	
274886	03/26/2025	Open			Accounts Payable	Virtual Academy	3,975.00	
274887	03/26/2025	Open			Accounts Payable	Vortex Optics	2,499.75	
274888	03/26/2025	Open			Accounts Payable	Ward, Amber	150.00	
274889	03/26/2025	Open			Accounts Payable	Washtenaw County Treasurer	18.06	
274890	03/26/2025	Open			Accounts Payable	Wayne County Health Department	471.00	
274891	03/26/2025	Open			Accounts Payable	Wayne County Health Department	503.00	
274892	03/26/2025	Open			Accounts Payable	West Marine Pro	177.08	

Payment Register

Payment Dates 03/01/25 - 03/31/25

Number	Date	Status	Void Reason	Reconciled/ Voided Date	Source	Payee Name	Transaction Amount	Difference
Bank Account 1-Comerica - Comerica Bank Checking								
Payment Type Check								
274893	03/26/2025	Open			Accounts Payable	Whitwam, Robert	137.80	
274894	03/26/2025	Open			Accounts Payable	Williams, Dean	55.00	
Payment Type Check Totals 326 Payments							<u>\$1,608,230.16</u>	
Payment Type EFT								
7222	03/21/2025	Open			Accounts Payable	Fifth Third Bank	130,987.57	.00
7223	03/05/2025	Open			Accounts Payable	Fintech	144.34	.00
7224	03/07/2025	Open			Accounts Payable	Michigan , State of	637.50	.00
7225	03/07/2025	Open			Accounts Payable	United States Treasury	5,595.00	.00
7226	03/11/2025	Open			Accounts Payable	Michigan , State of	150.77	.00
7227	03/14/2025	Open			Accounts Payable	Equitable - Individual	5,775.00	.00
7228	03/14/2025	Open			Accounts Payable	HCMA Flexible Spending	766.52	.00
7229	03/14/2025	Open			Accounts Payable	Health Equity Employer Services	16,232.32	.00
7230	03/14/2025	Open			Accounts Payable	Michigan , State of	35,143.49	.00
7231	03/14/2025	Open			Accounts Payable	MISDU	2,238.02	.00
7232	03/14/2025	Open			Accounts Payable	United States Treasury	229,161.21	.00
7233	03/14/2025	Open			Accounts Payable	Vantagepoint Transfer Agents	9,614.74	.00
7234	03/14/2025	Open			Accounts Payable	Vantagepoint Transfer Agents	31,001.77	.00
7235	03/14/2025	Open			Accounts Payable	Vantagepoint Transfer Agents	48,069.86	.00
7236	03/14/2025	Open			Accounts Payable	Michigan , State of	608.40	.00
7237	03/14/2025	Open			Accounts Payable	Michigan , State of	204.00	.00
7238	03/19/2025	Open			Accounts Payable	Floral City Beverage, Inc	708.95	.00
7239	03/19/2025	Open			Accounts Payable	O&W, INC.	851.10	.00
7240	03/21/2025	Open			Accounts Payable	Michigan , State of	125.26	.00
7241	03/21/2025	Open			Accounts Payable	United States Treasury	1,104.02	.00
7242	03/21/2025	Open			Accounts Payable	Vantagepoint Transfer Agents	106.89	.00
7243	03/21/2025	Open			Accounts Payable	Vantagepoint Transfer Agents	335.97	.00
7244	03/21/2025	Open			Accounts Payable	O&W, INC.	775.55	.00
7245	03/21/2025	Open			Accounts Payable	Floral City Beverage, Inc	1,178.50	.00
7246	03/21/2025	Open			Accounts Payable	Rave Associates	399.60	.00
7247	03/21/2025	Open			Accounts Payable	West Side Beer Distributing	461.35	.00
7248	03/24/2025	Open			Accounts Payable	Great Lakes Wine & Spirits LLC	622.80	.00
7249	03/24/2025	Open			Accounts Payable	O&W, INC.	525.80	.00
7250	03/24/2025	Open			Accounts Payable	O&W, INC.	646.70	.00
7251	03/24/2025	Open			Accounts Payable	Michigan , State of	405.60	.00
7252	03/24/2025	Open			Accounts Payable	Daniel L Jacob & Co., Inc	526.75	.00
7253	03/24/2025	Open			Accounts Payable	Rave Associates	851.20	.00

Payment Register

Payment Dates 03/01/25 - 03/31/25

Number	Date	Status	Void Reason	Reconciled/ Voided Date	Source	Payee Name	Transaction Amount	Difference
Bank Account 1-Comerica - Comerica Bank Checking								
Payment Type EFT								
7254	03/24/2025	Open			Accounts Payable	Tri-County Beverage	725.90	.00
7255	03/24/2025	Open			Accounts Payable	Petitpren Inc.	860.40	.00
7256	03/24/2025	Open			Accounts Payable	Premium Dist Of Michigan	638.60	.00
7257	03/24/2025	Open			Accounts Payable	Rave Associates	531.80	.00
7258	03/28/2025	Open			Accounts Payable	Equitable - Individual	5,775.00	.00
7259	03/28/2025	Open			Accounts Payable	HCMA Flexible Spending	766.52	.00
7260	03/28/2025	Open			Accounts Payable	Health Equity Employer Services	16,088.37	.00
7261	03/28/2025	Open			Accounts Payable	Michigan , State of	34,435.85	.00
7262	03/28/2025	Open			Accounts Payable	MISDU	2,238.02	.00
7263	03/28/2025	Open			Accounts Payable	United States Treasury	221,212.85	.00
7264	03/28/2025	Open			Accounts Payable	Vantagepoint Transfer Agents	9,633.62	.00
7265	03/28/2025	Open			Accounts Payable	Vantagepoint Transfer Agents	31,504.80	.00
7266	03/28/2025	Open			Accounts Payable	Vantagepoint Transfer Agents	48,121.33	.00
7267	03/31/2025	Open			Accounts Payable	Rave Associates	433.60	.00
7268	03/31/2025	Open			Accounts Payable	Daniel L Jacob & Co., Inc	304.95	.00
Payment Type EFT Totals 47 Payments							\$899,228.16	\$0.00
Bank Account 1-Comerica - Comerica Bank Checking Totals 373 Payments							\$2,507,458.32	\$0.00

Payment Register

Payment Dates 03/01/25 - 03/31/25

Bank Account **PR - Comerica Bank Payroll**

Payment Type **Check**

Status	Count	Transaction Amount	Reconciled Amount
Open	142	56,631.27	.00
Voided	0	.00	.00
Stopped	0	.00	.00
Totals	142	\$56,631.27	\$0.00

Payment Type **EFT**

Status	Count	Transaction Amount	Reconciled Amount
Open	1186	1,238,643.32	\$1,238,643.32
Voided	0	\$0.00	\$0.00
Totals	1,186	\$1,238,643.32	\$1,238,643.32

Bank Account **PR - Comerica Bank Payroll** Totals

Status	Count	Transaction Amount	Reconciled Amount
Open	1328	1,295,274.59	1,238,643.32
Voided	0	.00	.00
Stopped	0	.00	.00
Totals	1,328	\$1,295,274.59	\$1,238,643.32

Bernard Parker
Chairman

Amy McMillan
Director

HURON-CLINTON METROPOLITAN AUTHORITY

To: Board of Commissioners
From: Shedreka Miller, Chief of Finance
Subject: Approval – March Appropriation Amendments
Date: April 4, 2025

Action Requested: Motion to Approve

That the Board of Commissioners approve the March 2025 Appropriation Amendments as recommended by Shedreka Miller, Chief of Finance.

Background: The Metroparks ERP system provides a work-flow process to facilitate departmental budget management. Requested transfers are initiated by Department staff and routed to the appropriate Department Head/District Superintendent for review and approval. Finance provides a final review of the approved requests to verify that they do not negatively impact Fund Balance.

For the month of March, \$342,468 was transferred between general fund accounts. Transfers were also processed within the capital project fund totaling \$56,484. Tax adjustments resulted in a net increase to fund balance of \$25,796.

The result of these changes can be seen by Accounting Function and Location in the attached chart.

Huron-Clinton Metropolitan Authority
March 2025 Appropriation Transfer Summary

Location	Expense Increase	Expense Decrease/Revenue Increase	Difference
General Fund Transfers			
Capital			
Administrative Office	1,572	8,255	(6,683)
Lake St. Clair	6,683	5,000	1,683
Kensington	-	5,000	(5,000)
Stony Creek	-	5,000	(5,000)
Indian Springs	-	76,100	(76,100)
Huron Meadows	76,100	-	76,100
Total	\$ 84,355	\$ 99,355	\$ (15,000)
Major Maintenance			
Administrative Office	-	7,598	(7,598)
Lake St. Clair	26,876	-	26,876
Kensington	-	32,711	(32,711)
Lower Huron/Willow	74	-	74
Stony Creek	30,259	30,000	259
Lake Erie	2,365	-	2,365
Indian Springs	80,308	80,000	308
Huron Meadows	10,428	-	10,428
Total	\$ 150,309	\$ 150,309	\$ -
Operations			
Lake St. Clair	38,350	-	38,350
Kensington	6,800	1,800	5,000
Hudson Mills	4,318	1,518	2,800
Stony Creek	14,000	11,800	2,200
Huron Meadows	2,335	2,335	-
Total	\$ 65,803	\$ 17,453	\$ 48,350
Administrative			
	\$ 42,000	\$ 75,350	\$ (33,350)
Total General Fund Transfers			
	\$ 342,468	\$ 342,468	\$ -
Capital Project Fund Transfers			
Administrative	1,128	56,484	(55,357)
Lake St. Clair	14,763	-	14,763
Kensington	443	-	443
Lower Huron/Willow/Oakwoods	15,490	-	15,490
Hudson Mills	15,341	-	15,341
Stony Creek	961	-	961
Lake Erie	5,734	-	5,734
Indian Springs	2,624	-	2,624
Total	\$ 56,484	\$ 56,484	\$ (0)
Tax Adjustment			
Tax Year	Revenue Decrease	Revenue Increase	Net
Current	-	21,730	(21,730)
Prior	-	4,066	(4,066)
Total	\$ -	\$ 25,796	\$ (25,796)

HURON-CLINTON METROPOLITAN AUTHORITY

To: Board of Commissioners
From: Shedreka Miller, Chief of Finance
Subject: Report – Monthly Major Maintenance Project
Date: April 2, 2025

Action Requested: Motion to Receive and File

That the Board of Commissioners receive and file the Major Maintenance report as submitted by Shedreka Miller and staff.

Background: The Metroparks track the costs associated with periodic or infrequent repairs or maintenance that do not meet the criteria for capitalization in a function of our chart of accounts known as major maintenance. We utilize a project accounting system to budget, record and report these costs. To provide the Board of Commissioners and the broader public with improved information surrounding major maintenance projects we have developed a monthly Major Maintenance Status Report.

This report is modeled after the revised Capital Project Fund report. The format includes the location, project title from the budget document, a brief description of the work, the original budget funding, the current amended budget, year-to-date transactions, life-to-date transactions, life-to-date encumbrance balance, the remaining budget and the project status.

Most major maintenance repairs are completed within one year. Occasionally projects require additional time to complete.

As of the end of March, there has been very few projects contracted or started with year-to-date expenses at 9.1% of the total budget.

Attachment: March 2025 Major Maintenance Status Report

Major Maintenance Status Report

3/31/2025			Original	Carry Over									
Location	Project Title	Project Description	Budget Funding	Budget Funding	Amended Budget	Year to Date Transactions	Life to Date Transactions	Life to Date Encumbrance	Remaining Budget	Project Status			
Administrative Office	AO Hallway New Carpet	New Carpet throughout AO office building	70,000	-	0	0	0	0	0				
Administrative Office	Catch Basin Inspection/Cleaning Authority Wide	Authority Wide cost for Inspection of Catch Basins	25,000	-	0	0	0	0	0				
Administrative Office	Culvert Clean out Authority Wide	Authority Wide cost for Culvert Clean outs	60,000	-	0	0	0	0	0				
Lake St Clair	East Boardwalk Re-Surface replacement continued-Phase 4	Resurface/Replace portion of East Boarwalk		254,265	278,108	131,831	141,040	137,069	0				
			125,000	-	0	0	0	0	0				
Lake St Clair	Rebudget-Drainage Repairs at Pool Building	Rebudget Project from previous year			0	0	0	0	0				
		Updatest to Nature Center	80,000		0	0	0	0	0				
Lake St Clair	Building Updates at Nature Center				0	0	0	0	0				
			35,000		0	0	0	0	0				
Lake St Clair	Level Walkways at South Marina & Pool				0	0	0	0	0				
			75,000		0	0	0	0	0				
Lake St Clair	Main Toll Booth Replacement #2												
Kensington	Golf Course Cart Path Milling	Grind Cart Path			37,781	0	6,520	0	31,261.41				
Kensington	Dam Safety Logs	Aluminum Stop Logs for Dam Safety		56,544	64,260	0	7,717	56,544	0				
Kensington	Trail Shoulder Refurbishment	Repair to Trail shoulders throughout park		-	90,000	0	54,908	0	35,091.82				
Kensington	Martindale Beach Splash N Blast PIP Surfacing	Martindale Beach Splash N Blast PIP Surfacing		10,206	10,206	0	0	10,206	0				
Kensington	Boat Launch Repairs/Boat House Demo	Boat Launch Repairs/Boat House Demo		-	73	0	73	0	0				
Kensington	Splash Boiler Replacement	Splash Boiler Replacement		29,688	29,688	0	0	29,688	0				
Kensington	Group CampWell/Handpump		-	-	14,270	0	0	14,071	199				
Kensington	Rebudget-Dam Concrete Work		247,000	-	0	0	0	0	0				
Kensington	Rebudget-Repairs to Steel on Existing Seawall	Repairs to the steel on the existing seawall	30,000	-	0	0	0	0	0				
Kensington	New Boiler at Martindale Beach		30,000		0	0	0	0	0				
Kensington	Unexpected Repairs		150,000		0	0	0	0	0				
Kensington	Western District ADA Initiatives		40,000		0	0	0	0	0				
Kensington	Western District Asphalt Crack Repairs		15,000		0	0	0	0	0				
Kensington	Western District CAP Initiatives		40,000		0	0	0	0	0				
Kensington	Western District Roadway/Parking Lot Paint		60,000		0	0	0	0	0				
Lower Huron	Turtle Cove UV Light Replacement	Replacement of ultraviolet disenfection for pool		9,780	9,780	0	0	9,780	0				
Lower Huron	Turtle Cove Pool Repairs			158,639	240,908	(6,036)	82,304	158,639	(35)				
Lower Huron	Comfort Station Door Replacement - 3 various		20,000		0	0	0	0	0				
Lower Huron	Comfort Station Door Replacement at Tulip Tree		20,000		0	0	0	0	0				
Lower Huron	LED Lights for Washago Pond comfort station		15,000		0	0	0	0	0				
Lower Huron	Rebudget - Overbanding of Roadways throughout Park		35,000		0	0	0	0	0				
Lower Huron			20,000		0	0	0	0	0				
	Roof Replacement at Chestnut North & Flint Wood Shelters												
Lower Huron	Southern District ADA Initiatives		40,000		0	0	0	0	0				
Lower Huron	Southern District Asphalt Crack Repairs		15,000		0	0	0	0	0				
Lower Huron	Southern District CAP Initiatives		40,000		0	0	0	0	0				
					0	0	0	0	0				
Hudson Mills		Rreplace old t1-11 siding with steel siding and fix roof leak around windows	160,000		0	0	0	0	0				
Hudson Mills	Rebudget - Replace Siding & Roof at Golf Course, Chem Bldg.		25,000		0	0	0	0	0				
Hudson Mills	Replace Light Poles/bases to convert to LED Lighting at Act. Ctr		30,000		290	0	290	25,000	(25,000)	OPEN			
Stony Creek	Rebudget-Small Well Replacement	New well and controller for supplimental water well											
Stony Creek				54,244	64,260	0	10,016	54,244	0	OPEN			
	Dam Safety Logs	Aluminum Stop Logs for Dam Safety											
Stony Creek	Rebudget-Installation of Generator at Park Office	Install generator at park office	30,000		0	0	0	0	0	OPEN			
Stony Creek	Cart Barn Electrical Upgrades for Golf Carts			15,250	31,651	25,525	34,873	0	(3,222)	OPEN			
Stony Creek	Golf Cart Barn Alterations	Alterations for Cart Barn		-	3,546	0	3,546	0	0	OPEN			
Stony Creek	Eastern District ADA Initiatives		40,000		0	0	0	0	0				
Stony Creek	Eastern District CAP Initiatives		40,000		0	0	0	0	0				
Stony Creek	Eastern District Crack Repairs		15,000		0	0	0	0	0				
Stony Creek	Eastern District Roadway/Parking Lot Paint		80,000		0	0	0	0	0				
Stony Creek	Repair Overlook Stabilization at Nature Center		30,000		0	0	0	0	0				
Stony Creek	Reroute NC Trail to reduce water run off		24,000		0	0	0	0	0				
Willow	Pool Playground PIP/Surface Repairs	Update surface area at playground			15,000	0	9,600	0	5,400	Carry Over			
Lake Erie	Museum Wall Repair	Repair of leaning portion retaining wall		-	14,184	0	14,185	0	(1)	Carry Over			
Lake Erie	Replace electric wiring at Marina boat docks	Upgrade existing wiring to marina pedestals		50,000	35,120	0	33,788	0	1,332	Carry Over			
Lake Erie	Golf Starter Building Shingle Roof Repair	Shingle repairs at golf starter building		-	36,492	14,378	36,680	0	(187)	Carry over			
Lake Erie	Rebudget - Repair to Boat Launch Parking Lot		40,000		0	0	0	0	0				
Lake Erie	Window Replacement & Siding at Park Office		30,000										
Wolcott	Rebudget-Demo & Cleanup of new aquired Wolcott Property	Demolish existing structures on newly acquired Wolcott property	50,000		0	0	0	0	0				
Wolcott	Fill in Raceway at Mill	Project to look at filling in the raceway beneath the Mill	-	-	0	0	0	0	0				
Indian Springs	Well Pump Replacement at IS Park Office		-	-	13,596	14,241	14,241	0	(645)				
Indian Springs	Guardrail Removal & Replacement	Replace Guardrail due to accident	-	-	0			14,718	(14,718)				
Indian Springs	Bunker Renovation at Golf Course		80,000		80,308	308	308	0	80,000				
Indian Springs	Refurbish Iron Filter Sand at Valves at EDC		20,000		0	0	0	0	0				
Huron Meadows	Golf Maintenance Building Well Repair		-	-	10,428	0	0	10,428	0				
		Unexpected repair to well at Golf Maintenance Building											
			\$ 1,981,000	\$ 638,616	\$ 1,079,949	\$ 180,247	\$ 450,088	\$ 520,386	\$ 109,476				

HURON-CLINTON METROPOLITAN AUTHORITY

To: Board of Commissioners
From: Shedreka Miller, Chief of Finance
Subject: Report – Monthly Capital Project Fund
Date: April 1, 2025

Action Requested: Motion to Receive and File

That the Board of Commissioners receive and file the Capital Project Fund report as submitted by Shedreka Miller and staff.

Background: In 2018, the Board of Commissioners approved the creation of a capital project fund. To improve the information provided on specific capital improvement projects Finance is working on developing a monthly performance report.

The following columns of data are provided by project:

- Life-To-Date Total Project Budget
- Year-To-Date Total Project Expenditures
- Life-To-Date Total Project Expenditures
- Current Project Encumbrances (Funds committed through the purchase order process)
- Balance (Life-To-Date Budget less Life-To-Date Expenditures and Current Encumbrances)

This information has now been augmented to include the original budget. In addition, a page has been added which provides a more detailed description of the project as well as the current status of the project and the current estimate of what year the project will be completed. It is anticipated that this additional information will allow the Board of Commissioners as well as the general public to stay up-to-date on the capital project work underway throughout the Metroparks.

Expenditures during March were related mostly to payroll design work. The following projects had significant amounts of contracted expenses during the month:

- Oakwoods – Flat Rock Dam Study
- Lake Erie – Wave Pool Renovation

Attachment: March 2025 Capital Project Fund Update

Capital Project Status Report

As of 03/31/2025

Location	Project Title	Original Budget	Amended Budget	Year to Date Transactions	Life to Date Transactions	Life to Date Encumbrance	Remaining Budget	Available Grant Funding
Admin Office	Boiler Replacement	100,000	105,909	1,812	5,909	0.00	100,000	
Lake St Clair	Electrical Grid Replacement	802,216	2,691,681	2,188,954	2,384,561	0.00	307,120	
Lake St Clair	Wood Bridge near Interpretive Center Replacement	62,000	294,889	1,330	47,674	12,704.86	234,511	
Lake St Clair	North Marina Renovation Design	600,000	618,746	7,292	116,145	269,660.60	232,940	294,000
Lake St Clair	Greening the Parking Lot-ELGE State High Water	1,875,000	3,708,182	7,550	33,182	0.00	3,675,000	1,500,000
Lake St Clair	North Marina Renovation Construction	6,000,000	6,000,000	0	0	0.00	6,000,000	5,000,000
Lake St Clair	West Boardwalk Redevelopment	1,000,000	1,200,000	0	0	0.00	1,200,000	500,000
Lake St Clair	MS4 Drainage Reconstruction	125,000	125,000	0	0	0.00	125,000	
Lake St Clair	Admin/Food Bar Building Roof Replacement	-	503,407	2,728	3,407	0.00	500,000	
Lake St Clair	Exit Road Re-Paving	1,200,000	1,200,000	0	0	0.00	1,200,000	
Lake St Clair	Daysail Trail Development	1,200,000	1,200,000	0	0	0.00	1,200,000	500,000
Lake St Clair	Hike Bike Trail Repairs between Fishing Piers & Gazebo	200,000	200,000	0	0	0.00	200,000	
Lake St Clair	Phase I - Secondary Electrical Services Park Wide	-	949,185	0	0	949,185.00	0	
Kesington	Accessible Path from N Hickory Shelter to Restroom	65,000	66,273	0	1,273	0.00	65,000	
Kesington	Accessible Path from S Martindale Shelter to Vault & Beach	85,000	85,954	0	954	0.00	85,000	
Kesington	Accessible Path from N Martindale Shelter to Beach	30,000	30,354	0	354	0.00	30,000	
Kesington	Install EV Charging Station	67,000	67,000	0	0	0.00	67,000	
Kesington	Hike Bike Trail Reconstruction 2024	-	524,715	2,809	6,754	517,961.00	0	
Kesington	Tollbooth Replacement	75,000	75,000	0	0	0.00	75,000	
Kesington	Lightning Detection System for Beaches	40,000	40,000	0	0	0.00	40,000	
Delhi	Delhi Launch & Take Out Renovations	306,000	718,999	10,503	103,711	0.00	615,288	306,000
Dexter-Delhi	River Terrace Phase 1-Redecking at Dexter Hruon	180,000	180,000	0	0	0.00	180,000	
Lower Huron	Walnut Grove Campground Improvements	784,600	1,006,297	5,286	24,540	0.00	981,757	450,000
Lower Huron	Off Leash Dog Area Development	330,800	341,999	11,236	11,236	0.00	330,763	165,400
Lower Huron	New Slide Structure at Turtle Cove	1,600,000	289,479	0	289,479	0.00	0	
Lower Huron	Hike Bike Trail Reconstruction 2024	-	503,697	5,105	6,789	496,908.00	0	
Hudson Mills	Picnic Area Development at Dexter Huron Canoe Launch	385,500	572,149	2,088	60,076	512,072.84	0	192,700
Hudson Mills	Accessible Access to Activity Center Shelter	40,000	48,428	7,148	8,428	0.00	40,000	
Hudson Mills	Convert Gas Storage Tanks for Above Ground	150,000	127,273	0	4,301	0.00	122,971	
Hudson Mills	Hike Bike Trail Reconstruction 2024	-	238,066	6,504	7,276	230,790.00	0	
Hudson Mills	Pickle Ball Court Construction	500,000	516,569	15,420	16,786	0.00	499,783	500,000
Hudson Mills	Splash Pad Construction	1,000,000	1,000,000	0	0	0.00	1,000,000	
Hudson Mills	Well Installation for Water at Kayak Launch	25,000	25,000	0	0	0.00	25,000	
Stony Creek	Golf Course Pumphouse & Irrigation System Replacement	1,000,000	3,010,162	0	238,323	0.00	2,771,838	
Stony Creek	Reflection Nature Trail Improvements	931,200	1,315,583	1,256	185,820	53,413.81	1,076,349	465,600
Stony Creek	Hike Bike Path & Bridge Replacement btwn Winter Cove & Mt Verno	800,000	85,082	74	5,082	0.00	80,000	
Stony Creek	Install Electricity at 4th Tollbooth	20,000	20,000	0	0	0.00	20,000	
Stony Creek	Install EV Charging Station	67,000	67,000	0	0	0.00	67,000	
Stony Creek	Shared Use Trail Bridge Main Loop	245,000	245,000	0	0	0.00	245,000	
Stony Creek	Playground Renovations	-	0	0	0	625,988.00	(625,988)	
Stony Creek	West Branch Road Overlay	400,000	400,000	0	0	0.00	400,000	
Stony Creek	Golf Course Drainage	40,000	40,000	0	0	0.00	40,000	
Stony Creek	Shelden Trail Mountain Bike Feature	25,000	25,000	0	0	0.00	25,000	
Willow	Washago Pond Restoration	903,697	928,656	0	41,904	0.00	886,752	
Willow	Accessible Path from Fox Meadows N & S Shelters to Pool	65,000	65,000	0	0	0.00	65,000	
Willow	Golf Course Pumphouse Upgrades	260,000	264,097	0	4,364	0.00	259,733	
Willow	Roof Replacement at Golf Course Clubhouse	70,000	126,507	21,047	119,437	7,070.37	0	
Willow	UST Fuel Pump Removal & Replacement at Golf Course	230,000	230,000	0	0	0.00	230,000	
Willow	Golf Cart Barn Electrical Retrofit	200,000	250,536	16,154	250,290	0.00	247	
Willow	Hike Bike Trail Reconstruction 2024	-	763,182	6,965	7,185	755,997.00	0	
Willow	Big Bend Fishing Dock	762,000	762,000	0	0	0.00	762,000	300,000
Willow	Pumphouse Upgrades at Golf Course	360,000	360,000	0	0	0.00	360,000	
Willow	Redesign Disc Golf Course	60,000	60,000	0	0	0.00	60,000	
Oakwoods	Flat Rock Dam Removal Feasibility	755,000	778,628	37,364	520,560.69	14,267.56	243,799	730,000
Oakwoods	Hike Bike Trail Reconstruction 2024	-	533,410	1,676	2,260.14	531,149.50	1	
Lake Erie	Cherry Island Nature Trail Improvements	870,800	1,017,903	0	59,564.46	0.00	958,339	600,000
Lake Erie	Protecting Lake Erie Marsh with Green Infrastructure	657,743	822,707	69,266	634,239.96	30,828.65	157,638	483,500
Lake Erie	Wave Pool Renovation	4,000,000	8,034,310	30,852	318,230.21	61,330.00	7,654,750	
Lake Erie	Hike Bike Trail Reconstruction 2024	-	659,722	(26,906)	581,418.55	78,303.76	0	
Lake Erie	Golf Course Starter Building Roof Replacement	-	80,967	77,928	81,735.32	0.00	(768)	
Lake Erie	Convert Cart Barn to Electric Carts	180,000	180,000	0	0.00	0.00	180,000	
Wolcott	Farm to Mill Trail Connector	1,000,000	1,001,033	0	1,032.94	0.00	1,000,000	
Wolcott	Schmidt Property Demolition	-	185,312	10,799	140,435.10	34,882.20	9,994	
Wolcott	Replace Roof on Mile Barn	150,000	150,000	0	0.00	0.00	150,000	
Wolcott	Roof Replacement at Camp Rotary & Farm Center	25,000	25,000	0	0.00	0.00	25,000	
Indian Springs	Golf Course Pump House Upgrades	150,000	583,710	0	34,308.87	0.00	549,401	
Indian Springs	Electrical Conversion at Golf Building	230,000	340,050	1,585	229,226.91	20,762.36	90,061	
Indian Springs	UST Removal at Golf Course	200,000	116,363	443	73,405.15	0.00	42,957	
Indian Springs	Lightning Detection System at Golf Course	40,000	40,000	0	0.00	0.00	40,000	
Huron Meadows	Replacement of Pump Intakes, Elec Panel & Connections at GC	250,000	250,000	0	0.00	190,277.65	59,722	
		33,775,556	49,071,171	2,524,550	6,661,660	5,393,553	\$ 37,015,958	\$ 11,987,200



HURON-CLINTON METROPOLITAN AUTHORITY

To: Board of Commissioners
From: Amy McMillan, Director
Project Title: Purchases – Total Spent and Vendor Locations
Date: March 6, 2025

Action Requested: Receive and File

That the Board of Commissioners receive and file the update for total spent and vendor locations as submitted by Director Amy McMillan and staff.

Background: Each month the Purchasing Department summarizes the total amount spent on capital equipment purchases, major maintenance, and park projects and includes the location of vendors, either within or outside the Metroparks five-county region as well as the effect of DEI, living wage, and the Metroparks local preference policy.

Attachment: Award Requests

Award Requests for April 202

Vendor	Vendor Location	Description	Park Location	Total Request	Five-County	Greater Michigan	Outside Michigan	Effect of DEI, Living Wage, and Local Preference Policies
Morgan Inglad, LLC.	Morgan Hill, CA	Raptor Boom Mower	Kensington Metropark	\$32,904.00			\$32,904.00	
Hutson, Inc.	South Lyon, MI	John Deere Gators	Lake Erie and Lower Huron Metropark	\$48,271.70	\$48,271.70			
Spartan Distributors	Auburn Hills, MI	Toro Workman	Kensington Metropark	\$33,084.29	\$33,084.29			
Spartan Distributors	Auburn Hills, MI	Toro MH-400 SH2 top dresser	Kensington Metropark	\$48,559.17	\$48,559.17			
Spartan Distributors	Auburn Hills, MI	Wxline Lightning Detection System	Kensington and Indian Springs Metropark	\$70,340.00	\$70,340.00			
T & M Asphalt Paving Inc..	Milford, MI	Pickleball court construction and walkway construction	Hudson Mills Metropark	\$782,501.00	\$782,501.00			
Totals:				\$1,015,660.16	\$982,756.16	\$0.00	\$32,904.00	
Percent of Total Award Request:					96.76%	0.00%	3.24%	



HURON-CLINTON METROPOLITAN AUTHORITY

To: Board of Commissioners
From: Amy McMillan, Director
Project Title: Update - Purchases over \$10,000
Date: April 1, 2025

Action Requested: Receive and File

That the Board of Commissioners receive and file the update for purchases over \$10,000, up to, and including \$25,000 as submitted by Director Amy McMillan and staff.

Background: On May 9, 2013, the Board approved the updated financial policy requiring the Director to notify the Board of purchases exceeding \$10,000, up to, and including \$25,000.

The following list contains purchases exceeding the \$10,000 threshold:

<u>Vendor</u>	<u>Description</u>	<u>Price</u>
Harrell's LLC	Fungicide Huron Meadows Golf Course	\$10,284.00
Cribley Drilling Company	Pump and Tank Replacement Huron Meadows Golf Course	\$10,427.68
Syna Tek	Chemicals Huron Meadows Golf Course	\$11,039.74
Johnston Enterprises LLC	2025 Park Brochures Marketing	\$11,360.39
Weingartz Supply Company	Stihl Handheld Tools Order for all parks	\$13,341.73
3Sixty Interactive, Inc	Golf Marketing Campaign	\$15,000.00
HIS Workplace Compliance Solutions	Annual Subscription and Qty 1000 User Fee Human Resources	\$17,200.00



HURON-CLINTON METROPOLITAN AUTHORITY

To: Board of Commissioners
Prepared By: Neil Eby, Purchasing Supervisor
Project No: ITB 2025-004
Project Title: Boom Mower
Location: Kensington Metropark
Date: April 1, 2025

Action Requested: Motion to Approve

That the Board of Commissioners approve the award of ITB 2025-004 to Morgan Inland, LLC, of Morgan Hill, CA, in the amount of \$32,904.00 for the purchase of a new Raptor Boom Mower as recommended by the Purchasing Department.

Fiscal Impact: Funds will come from the 2025 Board-Approved Capital Equipment Budget, which allowed a total of \$30,000 for the mower. The additional \$2,904 will come from savings realized from other 2025 Capital Equipment purchases.

Scope of Work: Supply and deliver one new Raptor Boom Mower to Kensington Metropark.

Process: HCMA issued ITB 2025-004 on January 17, 2025, for a Boom Mower. The ITB was posted on the Michigan Intergovernmental Trade Network (MITN) website, which provided notice of the solicitation to 120 vendors, from which 32 vendors downloaded the ITB. Four bids were received for the mower, two of which were different model offerings that were deemed not to be approved equal equipment by the end users.

Vendor	Make/Model	Vendor Location	Bid Price
Flint New Holland	Raptor	Burton, MI	\$41,391.00
Hutson	BaumaLight	South Lyon, MI	\$23,300.00
Morgan Inland, LLC	Raptor	Morgan Hill, CA	\$32,904.00*
Wear Parts & Equipment	Blue Diamond	Aurora, CA	\$14,899.00

* Indicates Award

The bids are all inclusive, covering both equipment and delivery costs.

The Purchasing Department requests approval to proceed with the purchase.



HURON-CLINTON METROPOLITAN AUTHORITY

To: Board of Commissioners
Prepared By: Neil Eby, Purchasing Supervisor
Project No: MI Ag, Grounds, and Roadside Contract #240000000161
Project Title: Cooperative Purchase of Two John Deere Gators
Location: Lake Erie Metropark and Lower Huron Metorpark
Date: April 1, 2025

Action Requested: Motion to Approve

That the Board of Commissioners approve the cooperative purchase of two John Deere Gators for a total price of \$48,271.70 to Hutson, Inc of South Lyon, MI as recommended by the Purchasing Department.

Fiscal Impact: Funds will come from the 2025 Board-Approved Capital Equipment Budget, which allowed a total of \$49,500 for both vehicles. The purchase is \$1,228.30 in favor of the budget.

Scope of Work: Supply and deliver two new John Deere Gators. The new vehicles replace equipment at Lake Erie #927 and at Lower Huron #1919.

Process: Pricing was obtained using MiDeal cooperative contract #240000000161. Using this contract gives HCMA a 16% discount on the equipment.

The bids are all inclusive, covering both equipment and delivery costs.

The Purchasing Department requests approval to proceed with the purchase.



HURON-CLINTON METROPOLITAN AUTHORITY

To: Board of Commissioners
Prepared By: Neil Eby, Purchasing Supervisor
Project No: Sourcewell Contract #031121-TTC
Project Title: Cooperative Purchase of One Toro Workman
Location: Kensington Metropark
Date: April 1, 2025

Action Requested: Motion to Approve

That the Board of Commissioners approve the cooperative purchase of one Toro Workman for a total price of \$33,084.29 to Spartan Distributors of Auburn Hills, MI as recommended by the Purchasing Department.

Fiscal Impact: Funds will come from the 2025 Board-Approved Capital Equipment Budget, which allowed \$27,600 for the purchase. The additional \$5,484.29 will come from savings realized from other 2025 Capital Equipment purchases.

Scope of Work: Supply and deliver one new Toro Workman. The new vehicle replaces equipment #446 at Kensington Metropark.

Process: Pricing was obtained using the Sourcewell Cooperative contract #031121-TTC.

The bids are all inclusive, covering both equipment and delivery costs.

The Purchasing Department requests approval to proceed with the purchase.



HURON-CLINTON METROPOLITAN AUTHORITY

To: Board of Commissioners
Prepared By: Neil Eby, Purchasing Supervisor
Project No: Sourcewell Contract #031121-TTC
Project Title: Cooperative Purchase of One Toro Top Dresser
Location: Kensington Metropark
Date: April 1, 2025

Action Requested: Motion to Approve

That the Board of Commissioners approve the cooperative purchase of one Toro MH-400 SH2 top dresser for a total price of \$48,559.17, to Spartan Distributors of Auburn Hills, MI, as recommended by the Purchasing Department.

Fiscal Impact: Funds will come from the 2025 Board-Approved Capital Equipment Budget, which did not budget for this purchase. The \$48,559.17 will come from savings realized from other 2025 Capital Equipment purchases.

Scope of Work: Supply and deliver one new MH-400 SH2 with attachments.

Process: Pricing was obtained using the Sourcewell Cooperative contract #031121-TTC. This piece of equipment was not originally included in the 2025 capital equipment budget. Due to early planning, HCMA was able to make nearly all of its Toro equipment purchases ahead of a 2025 price increase. The savings realized is enough to cover this piece of equipment that will save on future projects which would have otherwise required rented equipment, and due to the multi-use aspect of the equipment, authority-wide use can be utilized in the future, continuously saving on equipment rentals, and increasing efficiencies to current operations.

The Purchasing Department requests approval to proceed with the purchase.



HURON-CLINTON METROPOLITAN AUTHORITY

To: Board of Commissioners
Prepared By: Neil Eby, Purchasing Supervisor
Project No: RFP 2024-018
Project Title: Wxline Lightning Detection System
Location: Kensington and Indian Springs Metropark
Date: April 1, 2025

Action Requested: Motion to Approve

That the Board of Commissioners approve the purchase of two Lightning Detection Systems to Spartan Distributors of Auburn Hills, MI in the amount of \$70,430.00 as recommended by the Purchasing Department.

Fiscal Impact: Funds are currently available in the 2025 Capital Projects Fund budget. A total of \$80,000 was budgeted for systems at both parks. The purchase is \$9,570 in favor of the budget.

Scope of Work: Provide and install lightning detection systems and alarms at the Kensington Metropark locations of Maple Beach, Martindale Beach and Kensington Boat Rental as well as the Indian Springs Golf Course.

Process: Spartan Distributors is considered the authorized distributor of Wxline lightning safety equipment in the State of Michigan, which is currently in use at Huron Meadows, Kensington Golf Course, and Hudson Mills Golf Course. It is requested to maintain Wxline equipment for consistency in maintenance and service, and successful past implementation throughout the Authority.

The Purchasing Department requests approval to proceed with the purchase.



HURON-CLINTON METROPOLITAN AUTHORITY

To: Board of Commissioners
From: Mike Lyons, Deputy Director
Project Title: Liquor License
Location: Lake St. Clair Metropark
Date: April 10th, 2025

Action Requested: Approval

That the Board of Commissioners approve Purchase and Commission Agreement permitting the sale of the Lake St. Clair Class-C # L-20471 Liquor Licensee pending legal review for \$45,000, \$5,000 of which will be put into escrow and paid to Broker's Network USA, Inc. upon closing of the license transfer as recommended by Staff. Approval was granted to move forward in selling the Liquor License at the February Board Meeting.

Fiscal Impact:

License will be sold for \$45,000 minus \$5,000 paid to Brokers Network USA, Inc. for facilitating the sale.

Background:

In 2021, Lake St. Clair Metropark discontinued the use of its Class C liquor license at the Thomas Welsh Activity Center, and subsequently placed the license into escrow. The license can remain in escrow for up to five years, with the term set to expire on April 30, 2026. By this date, the license must either be removed from escrow, put into service, transferred, or sold.

When the license was active, an exclusive caterer model was utilized at the Activity Center, limiting rental groups to a single caterer, who was listed on the license. This approach presented challenges, as most groups preferred more catering options. In 2021, following the license's placement into escrow, rental groups were allowed to select catering companies that possessed a valid liquor license with a traveling catering endorsement per Michigan Liquor Commission rules, thus expanding the pool of available options. This model has proven to be more favorable, and we prefer to continue with this model moving forward.

If the license remains in escrow beyond the April 2026 deadline, it will be forfeited with no compensation. Given this, we believe the most prudent course of action is to work toward selling the license on the open market.



To: Board of Commissioners

From: Michael Reese, Chief of Police

Subject: Approval – Oakland County Dispatching Contract

Date: April 3, 2025

Action Requested:

Motion to approve the Oakland County Dispatching Contract as recommended by Chief of Police Michael Reese and staff.

Fiscal Impact:

- April 1, 2025 – March 31, 2026: \$4,950.75 per month
- April 1, 2026 – March 31, 2027: \$5,114.08 per month

Scope of Work:

The Oakland County Sheriff's Office (O.C.S.O.) will provide 24/7/365 police dispatch services for Kensington and Indian Springs Metroparks under this contract. The dispatch service will serve as a centralized coordination hub for law enforcement response, ensuring compliance with federal, state, and local regulations while enhancing public safety through rapid call processing and dispatching.

Key components of the service include:

- **Call Handling & Dispatching:**
 - Receiving and processing emergency and non-emergency calls
 - Evaluating and determining appropriate law enforcement response
 - Dispatching personnel based on call priority and location
 - Providing pre-arrival instructions when necessary
 - Coordinating with fire and medical responders as needed
- **Technology & Systems:**
 - Utilizing **Computer-Aided Dispatch (CAD)** and **Enhanced 911 (E911)** for accurate call tracking
 - Maintaining **radio communication interoperability** with local agencies
 - Integrating **Geographic Information System (GIS) mapping** for real-time resource tracking
 - Ensuring **secure data storage and retrieval systems**
- **Operational Readiness & Coordination:**
 - Maintaining dispatcher proficiency through regular training
 - Adhering to established protocols and best practices
 - Conducting system testing and performance evaluations
 - Collaborating with Metroparks Police on updated response protocols and communication procedures

This structured approach leverages **technology, trained personnel, and best practices** to improve police response efficiency and public safety.

Background:

This agreement was previously approved by the Board of Commissioners at the **August 2024 meeting**.

**2025 – 2027 POLICE DISPATCH SERVICE AGREEMENT
BETWEEN COUNTY OF OAKLAND
AND
HURON-CLINTON METROPOLITAN AUTHORITY
FOR INDIAN SPRINGS AND KENSINGTON METRO PARKS**

April 1, 2025 – March 31, 2027

This Agreement is made and entered into between the COUNTY OF OAKLAND, a Michigan Constitutional and Municipal Corporation, whose address is 1200 North Telegraph Road, Pontiac, Michigan 48341 (COUNTY), and the Huron-Clinton Metropolitan Authority, an Authority created pursuant to Act 147 of 1939 (MCL 119.51 et seq.), as amended, whose address is 13000 High Ridge Drive (PUBLIC BODY). In this Agreement, the COUNTY shall also be represented by the OAKLAND COUNTY SHERIFF, in their official capacity as a Michigan Constitutional Officer, whose address is 1200 North Telegraph Road, Bldg. 38 E., Pontiac, Michigan 48341 (SHERIFF). In this Agreement, whenever the COUNTY and the SHERIFF are intended to be referred to jointly, they shall be referred to as the "OAKLAND COUNTY SHERIFF'S OFFICE" (O.C.S.O.).

INTRODUCTION

WHEREAS, the PUBLIC BODY is authorized by law to provide police protection services for its patrons; and

WHEREAS, to provide effective police protection services for its patrons, the PUBLIC BODY must also provide police department communication and dispatch functions; and

WHEREAS, the O.C.S.O. provides police communication and dispatch functions and has the capability to provide police dispatch for the PUBLIC BODY but, absent this Agreement, is not obligated to provide POLICE DISPATCH SERVICE for the PUBLIC BODY; and

WHEREAS, the COUNTY and the PUBLIC BODY may enter into a contract by which the O.C.S.O. would provide POLICE DISPATCH SERVICE for the PUBLIC BODY; and

WHEREAS, the PUBLIC BODY has concluded that it is more cost effective for the PUBLIC BODY to contract for POLICE DISPATCH SERVICE with the O.C.S.O. than to equip and staff its own police communication and dispatch center; and

WHEREAS, the O.C.S.O. agrees to provide POLICE DISPATCH SERVICE for the PUBLIC BODY POLICE PERSONNEL, under the following terms and conditions;

NOW, THEREFORE, it is mutually agreed as follows:

1. The COUNTY, with the cooperation and approval of the SHERIFF, shall, in conjunction with its existing O.C.S.O. police communication functions, provide POLICE DISPATCH SERVICE to POLICE PERSONNEL for the PUBLIC BODY.
2. For all purposes and as used throughout this Agreement, the words and expressions listed below, whether used in the singular or plural, within or without quotation marks, or possessive or non-possessive, shall be defined, read, and interpreted as follows:

- a. "POLICE DISPATCH SERVICE" shall be defined to include: any emergency or non-emergency telephone call or notice, of any kind, received by the O.C.S.O., which either requests, requires or, in the sole judgment of the O.C.S.O. or designated COUNTY AGENT(S), appears to request or require the presence, attention, or services of any PUBLIC BODY POLICE PERSONNEL to address, respond, or attend to any issue, event, or circumstance involving public safety, a breach of peace, public health, an accident or accidental injury, the protection of property, or any emergency (including, but not limited to criminal, medical, fire, health, civil disputes, and/or civil infractions), which results in any O.C.S.O. or designated COUNTY AGENT(S) radio communication, or any attempted radio communication, to any PUBLIC BODY POLICE PERSONNEL.
 - b. "PUBLIC BODY POLICE PERSONNEL" shall be defined to include: any and all uniformed, non-uniformed, civilian, command, volunteer, administrative and/or supervisory personnel employed and/or contracted by the PUBLIC BODY either to provide, supply, support, administer, or direct any PUBLIC BODY police or law enforcement services and/or any persons acting by, through, under, or in concert with any of them; or any other PUBLIC BODY official, officer, employee or agent whose PUBLIC BODY job duties may include the receipt of any O.C.S.O. POLICE DISPATCH SERVICE(S).
 - c. "COUNTY AGENT(S)" shall be defined to include the OAKLAND COUNTY SHERIFF and any and all other COUNTY elected and appointed officials, commissioners, officers, boards, committees, commissions, departments, divisions, volunteers, employees (including any SHERIFF'S DEPUTY or SHERIFF'S DEPUTIES), agents, representatives, contractors, predecessors, successors, assigns, attorneys, or auditors (whether such persons act or acted in their personal, representative, or official capacities), and any and all persons acting by, through, under, or in concert with any of them. COUNTY AGENT(S) as defined in this Agreement shall also include any person who was a COUNTY AGENT(S) at any time during the term of this Agreement but, for any reason, is no longer employed, appointed, or elected in his/her previous capacity.
 - d. "CLAIM(S)" shall be defined to include any and all losses, complaints, demands for relief or damages, lawsuits, causes of action, proceedings, judgments, deficiencies, penalties, and costs and expenses, including, but not limited to, any reimbursement for reasonable attorney fees, witness fees, court costs, investigation and/or litigation expenses, any amounts paid in settlement, or any other amount for which either party becomes legally and/or contractually obligated to pay, or any other liabilities of any kind whatsoever whether direct, indirect or consequential, whether based upon any alleged violation of the constitution (federal or state), any statute, rule, regulation, or the common law, whether in law or equity, tort, contract, or otherwise, and/or whether commenced or threatened.
3. The PUBLIC BODY agrees that under the terms of this Agreement, except for the POLICE DISPATCH SERVICE(S) expressly contracted for herein, neither the O.C.S.O. nor any

COUNTY AGENT shall be obligated, in any other way, to provide or assist the PUBLIC BODY or any PUBLIC BODY POLICE PERSONNEL with any other direct, indirect, backup, or supplemental support or police or emergency-related service or protection, of any kind or nature whatsoever, or required to send any COUNTY AGENT(S) to respond, in any way, to any call for PUBLIC BODY POLICE PERSONNEL services.

4. The PUBLIC BODY agrees that it shall, at all times and under all circumstances, remain solely and exclusively responsible for all costs and liabilities associated with providing available on-duty PUBLIC BODY POLICE PERSONNEL to receive and respond to any POLICE DISPATCH SERVICE in a timely and professional manner.
5. The PUBLIC BODY acknowledges that there may be circumstances when, despite all reasonable O.C.S.O. or COUNTY AGENT efforts, an O.C.S.O. or COUNTY AGENT attempt to communicate or provide POLICE DISPATCH SERVICE for PUBLIC BODY POLICE PERSONNEL may be unsuccessful and, as a result, PUBLIC BODY'S POLICE PERSONNEL'S timely response to a call for PUBLIC BODY POLICE PERSONNEL assistance may not be forthcoming.
6. The PUBLIC BODY agrees that this Agreement does not, and is not intended to, include any O.C.S.O. warranty, promise, or guaranty, of any kind or nature whatsoever, concerning the provision of POLICE DISPATCH SERVICE(S) to the PUBLIC BODY except that the COUNTY will make a reasonable effort to provide POLICE DISPATCH SERVICE(S) for PUBLIC BODY POLICE PERSONNEL consistent with existing O.C.S.O. communication and dispatching policies, procedures, orders, and standards.
7. The PUBLIC BODY agrees that under the terms of this Agreement the PUBLIC BODY shall be solely and exclusively responsible for all fees, costs, expenses, and liabilities, including any connectively costs, associated with the purchase, lease, operation, and/or use of any PUBLIC BODY POLICE PERSONNEL radio or other communication equipment, and that the O.C.S.O. shall not be obligated to provide any PUBLIC BODY POLICE PERSONNEL with any radio or other communication equipment of any kind. Similarly, the COUNTY agrees that the PUBLIC BODY shall not be obligated under the terms of this Agreement to supply or provide the O.C.S.O. with any additional telephones, telephone lines, radios, or other communications equipment or property.
8. The PUBLIC BODY agrees that this Agreement does not, and is not intended to, obligate or require the O.C.S.O. to change, alter, modify, or develop any different dispatch related codes, policies, practices or procedures; purchase or use any special or additional equipment; or, alternatively, prohibit the O.C.S.O. from implementing any future communication-related changes that the O.C.S.O., in its judgment and discretion, believes to be in its best interest.
9. The PUBLIC BODY agrees that it shall be solely and exclusively responsible, during the term of this Agreement, for guaranteeing that: (a) all PUBLIC BODY POLICE PERSONNEL radios and/or other communication equipment will be properly set and adjusted to receive any POLICE DISPATCH SERVICE(S) from the O.C.S.O. and/or COUNTY AGENT(S) and otherwise maintained in full and proper working order; (b) all PUBLIC BODY POLICE PERSONNEL will be adequately trained and will comply with all applicable O.C.S.O. communication codes, practices, policies and procedures, as well as any applicable state or federal (FCC) communication requirements; (c) the PUBLIC BODY and all PUBLIC BODY POLICE PERSONNEL shall, at all times, promptly and properly notify the designated

COUNTY AGENT(S) of any on-duty or off-duty status and/or availability or unavailability of PUBLIC BODY POLICE PERSONNEL to receive POLICE DISPATCH SERVICE(S) from the O.C.S.O.; and (d) all PUBLIC BODY POLICE PERSONNEL radio and communication equipment, policies, practices and procedures shall conform to those of the O.C.S.O. as they now exist or may be changed in the future.

10. Subject to the following Paragraph, and unless canceled as provided for in this Paragraph, this Agreement shall become effective on April 1, 2025 and shall remain in effect continuously until it expires, without any further act or notice being required of any party, at 11:59 P.M. on March 31, 2027. The COUNTY, the SHERIFF, or the PUBLIC BODY may cancel this Agreement, for any reason, including the convenience of any party, and without any penalty, before its March 31, 2027 expiration by delivering a written notice of the cancellation of this Agreement to the other signatories to this Agreement, or their successors in office. Such written notice shall provide at least a ninety (90) calendar day notice of the effective date of cancellation, and such cancellation of this Agreement shall be effective at 11:59 P.M. on the last calendar day of the calendar month following the expiration of the 90-calendar day notice period.
11. This Agreement, and any subsequent amendments, shall not become effective prior to the approval by concurrent resolutions of the COUNTY Board of Commissioners and the PUBLIC BODY's Governing Body. The approval and terms of this Agreement shall be entered into the official minutes and proceedings of the COUNTY Board of Commissioners and the PUBLIC BODY's Governing Body and also shall be filed with the Office of the Clerk for the COUNTY and the PUBLIC BODY. In addition, this Agreement, and any subsequent amendments, shall be filed by a designated COUNTY AGENT(S) with the Secretary of State for the State of Michigan and shall not become effective prior to the filing of this Agreement with the Secretary of State.
12. In consideration of the COUNTY'S promises and efforts under this Agreement, the PUBLIC BODY agrees to pay to the COUNTY

\$4,950.75 per month for the months of April 1, 2025 through March 31, 2026; and
\$5,114.08 per month for the months of April 1, 2026 through March 31, 2027.

Said payments shall be made as follows:

- a. The COUNTY shall send an invoice to the PUBLIC BODY each month for services rendered the previous month. The PUBLIC BODY shall have 30 days from the date of each invoice to make payment.
- b. All Monthly payments shall be due and payable by the PUBLIC BODY without any further notice or demand from the COUNTY.
- c. Each such payment shall clearly identify that it is a monthly payment being made pursuant to this Agreement and identify the calendar month for which the PUBLIC BODY intended the payment to apply. The PUBLIC BODY agrees that the COUNTY, in its discretion, may apply any monthly payment received from the PUBLIC BODY to any past due amount or monthly payment then due and owing to the COUNTY pursuant to this Agreement.

13. If the PUBLIC BODY fails, for any reason, to pay the COUNTY any moneys due when and as due under this Agreement, the PUBLIC BODY agrees that unless expressly prohibited by law, the COUNTY or the County Treasurer, at their sole option, shall be entitled to setoff from any other PUBLIC BODY funds that are in the COUNTY'S possession for any reason. Funds include but are not limited to the Delinquent Tax Revolving Fund (DTRF). Any setoff or retention of funds by the COUNTY shall be deemed a voluntary assignment of the amount by the PUBLIC BODY to the COUNTY. The PUBLIC BODY waives any CLAIMS against the COUNTY or its Officials for any acts related specifically to the COUNTY'S offsetting or retaining such amounts. This paragraph shall not limit the PUBLIC BODY's legal right to dispute whether the underlying amount retained by the COUNTY was actually due and owing under this Agreement. If the COUNTY chooses not to exercise its right to setoff or if any setoff is insufficient to fully pay the COUNTY any amounts due and owing the COUNTY under this Agreement, the COUNTY SHALL HAVE THE RIGHT TO CHARGE UP TO THE THEN-MAXIMUM LEGAL INTEREST ON ANY UNPAID AMOUNT. Interest charges shall be in addition to any other amounts due to the COUNTY under this Agreement. Interest charges shall be calculated using the daily unpaid balance method and accumulate until all outstanding amounts and accumulated interest are fully paid. Nothing in this paragraph shall operate to limit the COUNTY'S right to pursue or exercise any other legal rights or remedies under this Agreement against the PUBLIC BODY to secure reimbursement of amounts due to the COUNTY under this Agreement. The remedies in this paragraph shall be available to the COUNTY on an ongoing and successive basis if the PUBLIC BODY at any time becomes delinquent in its payment. Notwithstanding any other term and condition in this Agreement, if the COUNTY pursues any legal action in any court to secure its payment under this Agreement, the PUBLIC BODY agrees to pay all costs and expenses, including attorney's fees and court costs, incurred by the COUNTY in the collection of any amount owed by the PUBLIC BODY.
14. The PUBLIC BODY agrees that all PUBLIC BODY representations, liabilities, payment obligations, and/or any other related obligations provided for in this Agreement with regard to any acts, occurrences, events, transactions, or CLAIM(S), either occurring or having their basis in any events or transactions that occurred before the cancellation or expiration of this Agreement, shall survive the cancellation or expiration of this Agreement. The parties agree that the expiration, cancellation, or termination of this Agreement shall be without prejudice to any rights or claims of either party against the other and shall not relieve either party of any obligations which, by their nature, survive expiration or termination of this Agreement.
15. Each Party shall be responsible for any CLAIM made against that Party and for the acts of its employees or agents.
16. In any CLAIM that may arise from the performance of this Agreement, each Party shall seek its own legal representation and bear the costs associated with such representation, including any attorney fees.
17. Except as otherwise provided in this Agreement, neither Party shall have any right under any legal principle to be indemnified by the other Party or any of its agents or employees in connection with any CLAIM.
18. This Agreement does not, and is not intended to, impair, divest, delegate or contravene any constitutional, statutory, and/or other legal right, privilege, power, obligation, duty, or immunity of the Parties. Nothing in this Agreement shall be construed as a waiver of governmental immunity for either Party.

19. The PUBLIC BODY and the COUNTY agree that neither the COUNTY nor any COUNTY AGENT(S), by virtue of this Agreement or otherwise, shall be considered or asserted to be employees of the PUBLIC BODY and further agree that, at all times and for all purposes under the terms of this Agreement, the COUNTY and/or any COUNTY AGENT(S) legal status and relationship to the PUBLIC BODY shall be that of an Independent Contractor. The parties also agree that no PUBLIC BODY POLICE PERSONNEL or any other PUBLIC BODY employee shall, by virtue of this Agreement or otherwise, be considered or asserted to be an employee, agent, or working under the supervision and control of the COUNTY and/or any COUNTY AGENT(S).
20. The PUBLIC BODY and the COUNTY agree that, at all times and for all purposes relevant to this Agreement, the PUBLIC BODY and the O.C.S.O. shall each remain the sole and exclusive employer of each of their respective employees. The PUBLIC BODY and the COUNTY each agree to remain solely and exclusively responsible for the payment of each of their respective employees' wages, compensation, overtime wages, expenses, fringe benefits, pension or retirement benefits, training expenses, or other allowances or reimbursements of any kind, including, but not limited to, workers' disability compensation, unemployment compensation, Social Security Act protection(s) and benefits, employment taxes, or any other statutory or contractual right or benefit based, in any way, upon employment of any COUNTY AGENT(S) or any PUBLIC BODY POLICE PERSONNEL or any other PUBLIC BODY employee.
21. This Agreement does not, and is not it intended to, create, change, modify, supplement, supersede, or otherwise affect or control, in any manner, any term(s) or condition(s) of employment of any COUNTY AGENT(S), any applicable O.C.S.O. employment and/or union contract(s), any level(s) or amount(s) of supervision, any standard(s) of performance, any sequence or manner of performance, and/or any O.C.S.O. rule(s), regulation(s), training and education standard(s), hours of work, shift assignment(s), order(s), policy(ies), procedure(s), directive(s), ethical guideline(s), etc., which shall, solely and exclusively, govern and control the employment relationship between the O.C.S.O. and/or all conduct and actions of any COUNTY AGENT(S).
22. The PUBLIC BODY agrees that neither the PUBLIC BODY nor any PUBLIC BODY POLICE PERSONNEL shall provide, furnish or assign any COUNTY AGENT(S) with any job instructions, job descriptions, job specifications, or job duties, or, in any manner, attempt to control, supervise, train, or direct any COUNTY AGENT(S) in the performance of any COUNTY or COUNTY AGENT(S) duty or obligation under the terms of this Agreement.
23. The PUBLIC BODY agrees that it shall promptly deliver to the O.C.S.O. written notice and copies of any CLAIM(S), complaint(s), charge(s), or any other accusation(s) or allegation(s) of negligence or other wrongdoing, whether civil or criminal in nature, that the PUBLIC BODY becomes aware of which involves, in any way, the O.C.S.O. or any COUNTY AGENT(S). The PUBLIC BODY agrees to cooperate with the O.C.S.O. in any investigation conducted by the SHERIFF of any act(s) or performance of any duties by any COUNTY AGENT(S).
24. All correspondence and written notices required or permitted by this Agreement shall be in writing and sent to each of the signatories of this Agreement, or any signatory successor in office, to the addresses shown in this Agreement. Except as otherwise provided for herein, all correspondence or written notices shall be considered effective: (a) the next business day, if personally delivered; (b) the third business day, if sent by U.S. mail, postage prepaid, return receipt requested; (c) the next business day, if sent by a nationally recognized overnight express courier with a reliable tracking

system; or (d) the next business day with a written response or receipt of confirmation, if sent by e-mail or fax.

25. This Agreement is made and entered into in the State of Michigan and shall in all respects be interpreted, enforced and governed under the laws of the State of Michigan. The language of all parts of this Agreement is intended to and, in all cases, shall be construed as a whole, according to its fair meaning, and not construed strictly for or against any party. As used in this Agreement, the singular or plural number, possessive or non-possessive, shall be deemed to include the other whenever the context so suggests or requires.
26. Absent an express written waiver, the failure of any party to pursue any right granted under this Agreement shall not be deemed a waiver of that right regarding any existing or subsequent breach or default under this Agreement. No failure or delay on the part of any party in exercising any right, power or privilege hereunder shall operate as a waiver thereof, nor shall a single or partial exercise of any right, power or privilege preclude any other or further exercise of any other right, power or privilege.
27. The COUNTY and the PUBLIC BODY acknowledge that this Agreement shall be binding upon each of them and, to the extent permitted by law, upon their administrators, representatives, executors, successors and assigns, and all persons acting by, through, under, or in concert with any of them.
28. The PUBLIC BODY acknowledges that it has reviewed all of its current or proposed contracts, including any and all labor or union contracts with any PUBLIC BODY POLICE PERSONNEL, and hereby warrants that the PUBLIC BODY does not have and will not have at any time during the term of this Agreement, any other contractual agreements that will in any manner restrict, interfere with, or prohibit the PUBLIC BODY and any PUBLIC BODY POLICE PERSONNEL, or any other person from complying with the PUBLIC BODY's obligations and duties as set forth in this Agreement and/or the PUBLIC BODY POLICE DISPATCH SERVICES as described herein.
29. This Agreement sets forth the entire contract and understanding between the COUNTY and the PUBLIC BODY and fully supersedes any and all prior oral or written understandings, communications, or contracts between the Parties related to the subject matter hereof. It is further understood and agreed that the terms of this Agreement are contractual and are not a mere recital and that there are no other contracts, understandings, or representations between the COUNTY and the PUBLIC BODY in any way related to the subject matter hereof, except as expressly stated herein. This Agreement shall not be changed or supplemented orally. This Agreement may be amended only by concurrent resolutions of the COUNTY Board of Commissioners and the PUBLIC BODY's Governing Body in accordance with the procedures set forth herein.
30. For and in consideration of the mutual promises, acknowledgments, representations, and agreements set forth in this Agreement, and for other good and valuable consideration, the receipt and adequacy of which is hereby acknowledged, the COUNTY and the PUBLIC BODY hereby agree and promise to be bound by the terms and provisions of this Agreement.

IN WITNESS WHEREOF, Amy McMillan, Director of Huron-Clinton Metropolitan Authority, hereby acknowledges that she has been authorized by a resolution of the PUBLIC BODY's Governing Body (a certified copy of which is attached) to execute this Agreement on behalf of the PUBLIC BODY and hereby accepts and binds the PUBLIC BODY to the terms and conditions of this Agreement on this _____ day of _____, 2025.

WITNESS:

HURON-CLINTON METROPOLITAN
AUTHORITY,
an Authority created under Michigan law

Name:
Title:

BY: _____
Amy McMillan
Director, Huron-Clinton Metropolitan
Authority

IN WITNESS WHEREOF, David T. Woodward, Chairperson, Oakland County Board of Commissioners, hereby acknowledges that he has been authorized by a resolution of the Oakland County Board of Commissioners (a certified copy of which is attached) to execute this Agreement on behalf of the COUNTY and hereby accepts and binds the COUNTY to the terms and conditions of this Agreement on this _____ day of _____, 2025.

WITNESS:

COUNTY OF OAKLAND,
a Michigan Municipal Corporation

Name:
Title:

BY: _____
David T. Woodward
Chairperson, Oakland County Board of
Commissioners

IN WITNESS WHEREOF, Michael J. Bouchard, in his official capacity as SHERIFF, hereby concurs and accepts the terms and conditions of this Agreement on this _____ day of _____, 2025.

WITNESS:

OAKLAND COUNTY SHERIFF,
a Michigan Constitutional Officer

Name:
Title:

BY: _____
Michael J. Bouchard,
Oakland County Sheriff



To: Board of Commissioners
From: Shedreka Miller, Chief of Finance
Subject: Report – Monthly Financial
Date: Report April 6, 2025

Action Requested: Motion to Receive and File

That the Board of Commissioners receive and file this report as recommended by Chief of Finance Shedreka Miller and staff.

Attachment: March Financial Report



HURON-CLINTON METROPARKS MARCH FINANCIAL RECAP

APRIL 2025

Administrative Office
13000 High Ridge Drive
Brighton, MI 48814



METROPARKS.COM



TABLE OF CONTENTS

Executive Summary	4
Administrative Revenue	5
Park Operating Revenue	6
Expenditures	11

EXECUTIVE SUMMARY

MARCH 2025 FINANCIAL RESULTS

Tax revenue for 2025 is expected to increase by \$2.7 million compared to last year. Year-to-date collections are slightly higher than the prior year. It is expected that all revenue will be collected.

For the month of March 2025, operating revenue decreased by \$14,516 or 1.4%. The year-to-date park operating revenue of \$2.7 million is \$209,182 lower compared to 2024 and \$36,144 lower than the 5-year average. No other significant changes to administrative revenue took place during March.

Tolling increased for both daily sales and annual sales in comparison to 2024. March daily permit sales are 1.0% higher than 2024. March annual permit sales are 21.9% higher than 2024. Year-to-date tolling revenue is \$88,645 or 14% lower than 2024 figures.



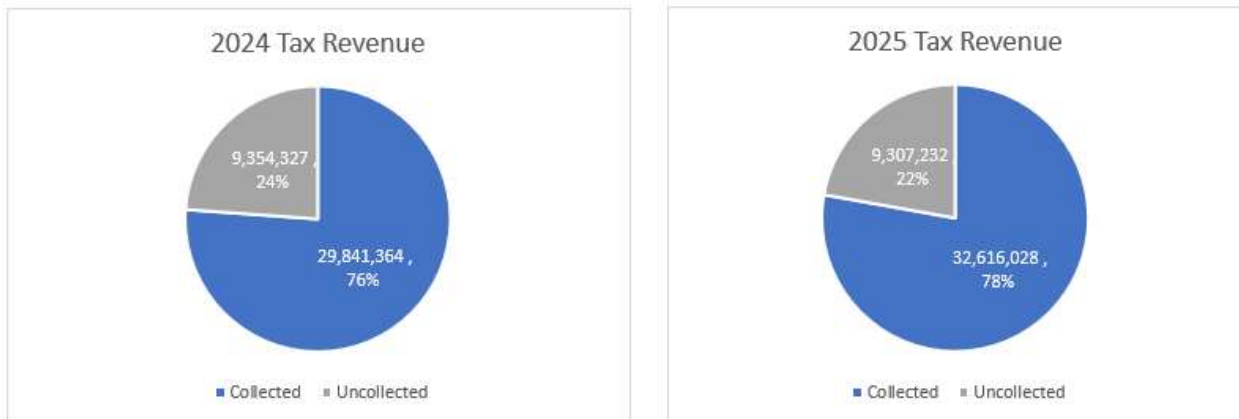
Tolling and golf are the largest contributors to operating park revenue in March 2025. Combined, tolling and golf made up 78% of park operating revenue. Tolling generated \$689,173, and golf added an additional \$116,183. All other park operating activities produced over \$221,100.

Overall, year-to-date general fund expenditures are \$4.6 million or 23.3% higher compared to 2024.

In summary, the Metroparks continue to be well positioned financially. Revenues are slightly lower than last year but are still strong. March revenues are higher than the 5-year average, and expenditures remain within the planned budget.

ADMINISTRATIVE REVENUE

Metroparks administrative revenue consists of all revenue sources that are not generated directly by park operations. Tax revenue accounts for the majority and is the single largest source of revenue for the Metroparks. At the end of March, total tax revenue recognized by the Metroparks increased from 2024 by \$2.7 million. The amount of revenue collected as of March month end has increased by 2% compared to 2024 March month end. In 2024 we had collected 76% of taxes owed. In 2025 that amount is higher at 78%.

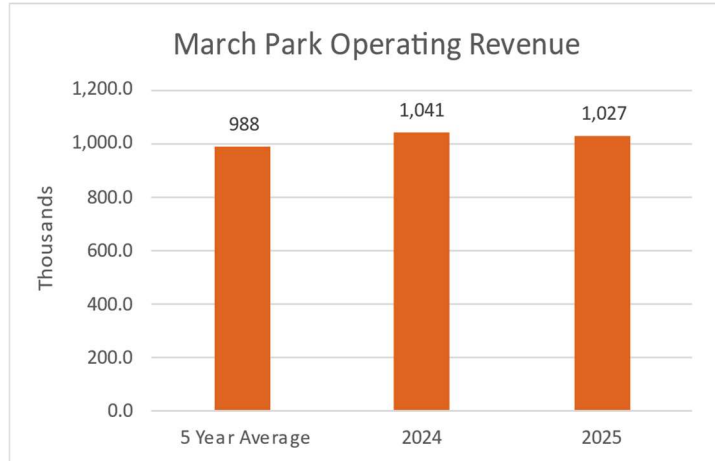


PARK OPERATING REVENUE

BY ACTIVITY

The parks generated \$1.0 million in revenue during March 2025 compared to \$1.0 million in 2024. The 5-year average for operating revenue is \$988,356.

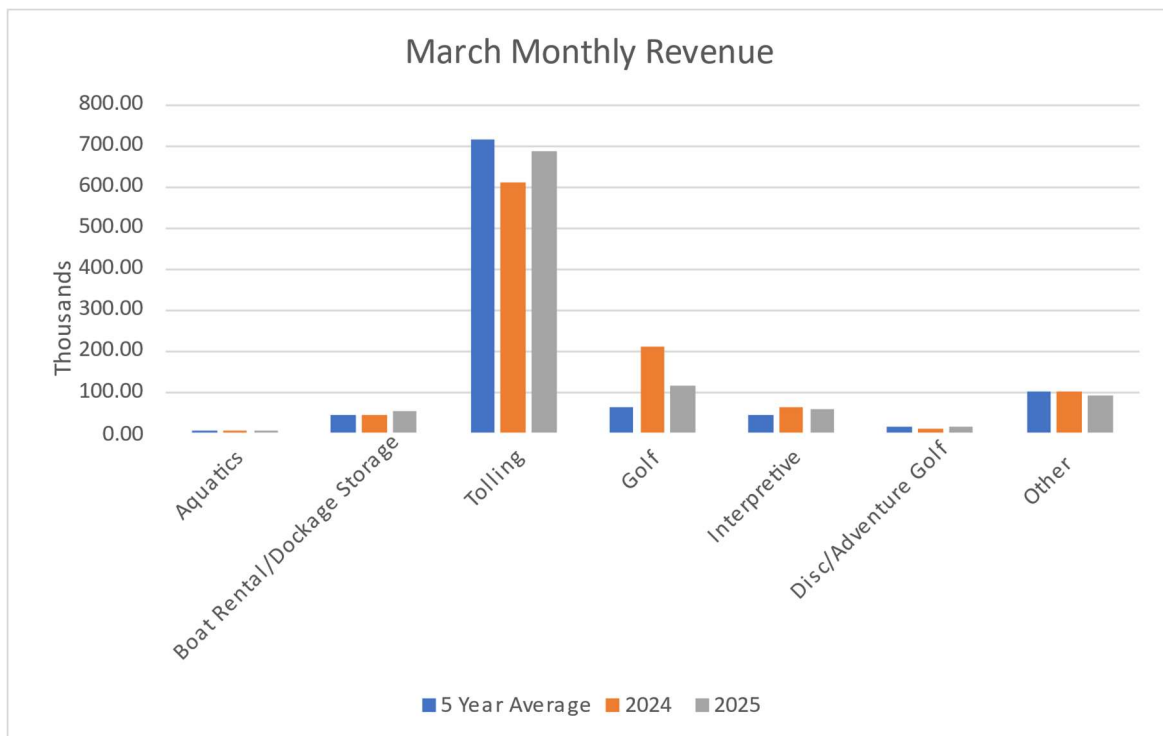
March park operating revenue decreased by \$14,516 or 1.4% compared to 2024 and increased by \$38,167 or 3.9% compared to the 5-year average.



Breaking down park operating revenue by the activity, the most significant source of revenue is tolling. The \$689,173 generated was higher than 2024 by \$80,105 or 13% and lower than the 5-year average by \$25,722 or 4%.

Golf and other revenue were the second and third largest sources of operating revenue for the month. The other category consists of special events, camping, shelter reservations, facility rentals, and any additional leases/rentals. Golf revenue was lower than 2024 by \$93,378 or 45% and higher than the 5-year average by \$52,686 or 83%. Other revenue was \$7,854 or 8% lower than 2024 and \$9,886 or 10% lower than the 5-year average.

The average temperature for March 2025 was 3.5 degrees higher than 2024. There were 19 days in March 2025 when the temperature reached 50 degrees or higher, compared to 17 days in March 2024.

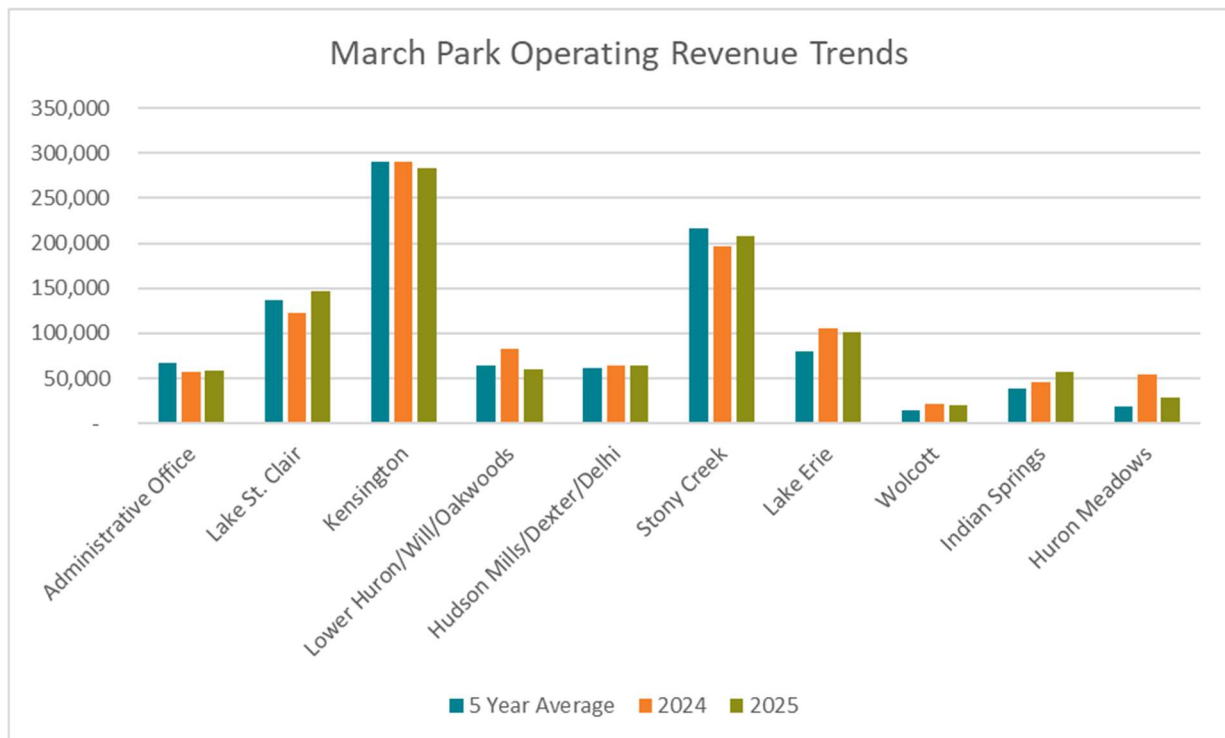


BY LOCATION

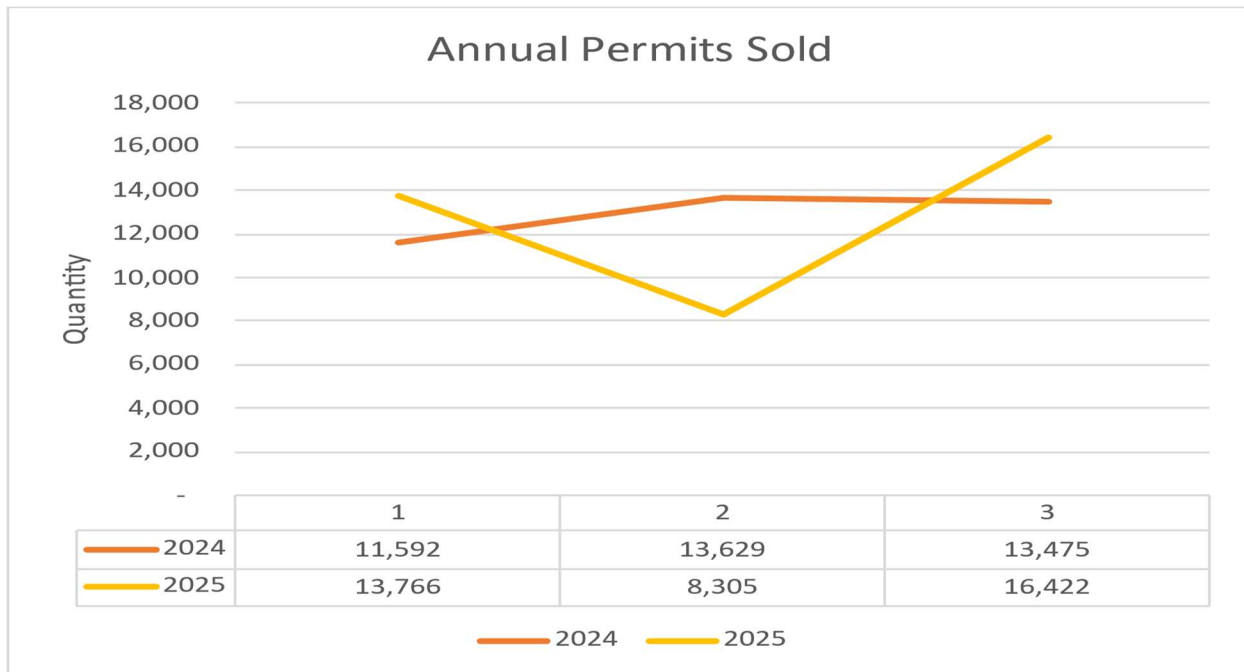
The parks generated \$1.0 million in operating revenue during March 2025 compared to \$1.0 million in 2024 and \$988,356 for the 5-year average.

March 2025 operating revenue in total decreased compared to March 2024 by \$14,516 or 1.4% and increased by \$38,167 or 3.9% compared to the 5-year average. Kensington, Stony Creek, and Lake St. Clair generated the most revenue for March 2025. March operating revenue for Kensington, Stony Creek, and Lake St. Clair was \$283,350, \$207,805, and \$146,402.

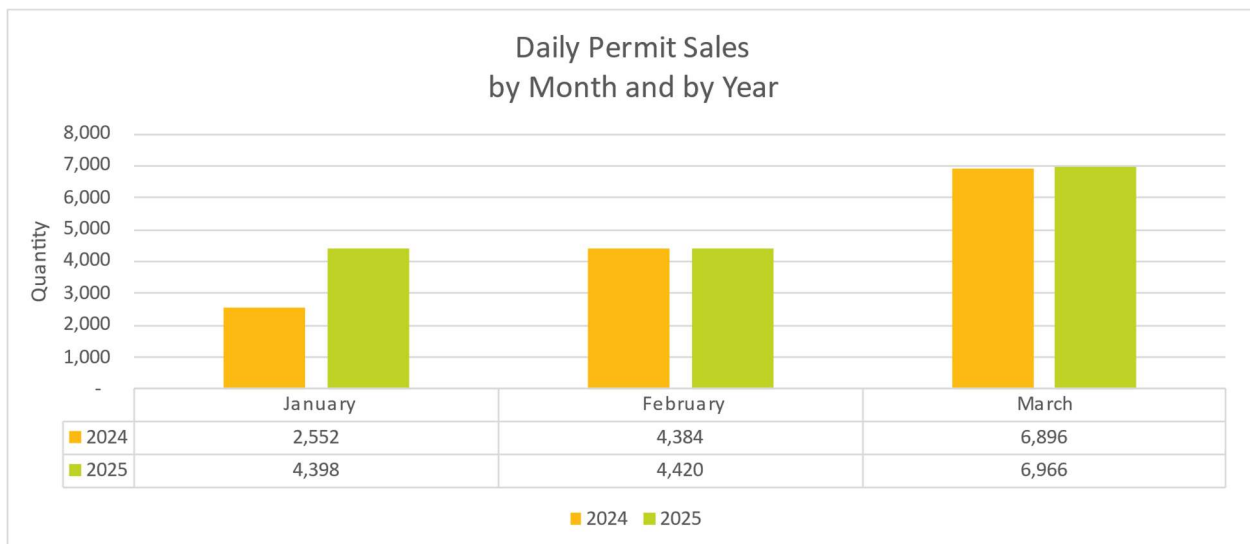
In the chart below, the variance between 2025 and 2024 figures range between an increase of \$23,600 and a decrease of \$25,600. The variance between 2025 and the 5-year average ranges between an increase of \$21,800 and a decrease of \$8,700. The changes are reflected in the chart below:



The following charts graphically represent the trends and shifts in annual and daily permit sales. Year-to-date annual permit sales for 2025 are down 0.5% from 2024. Annual permit sales for March 2025 increased by 21.9% compared to 2024.



Daily permit sales in March increased by 1.0% compared to 2024. Year-to-date daily permit sales for 2025 are 14% higher compared to 2024.



Considering year-to-date revenue, the parks show a decrease in revenue compared to the prior year and the 5-year average. The pie charts below reflect the revenue earned at the end of March compared to the budgeted revenue not yet earned.



At the end of March 2025, we have generated 10.7% of budgeted operating revenue earned. We were around 11.8% and 12.3% for 2024 and the 5-year average.

EXPENDITURES

ADMINISTRATIVE OFFICE

Overall, year-to-date Administrative Office expenditures are higher than 2024 by \$115,185 or 4%. Increases in wages and benefits make up 32% of the increase.

MAJOR MAINTENANCE AND CAPITAL

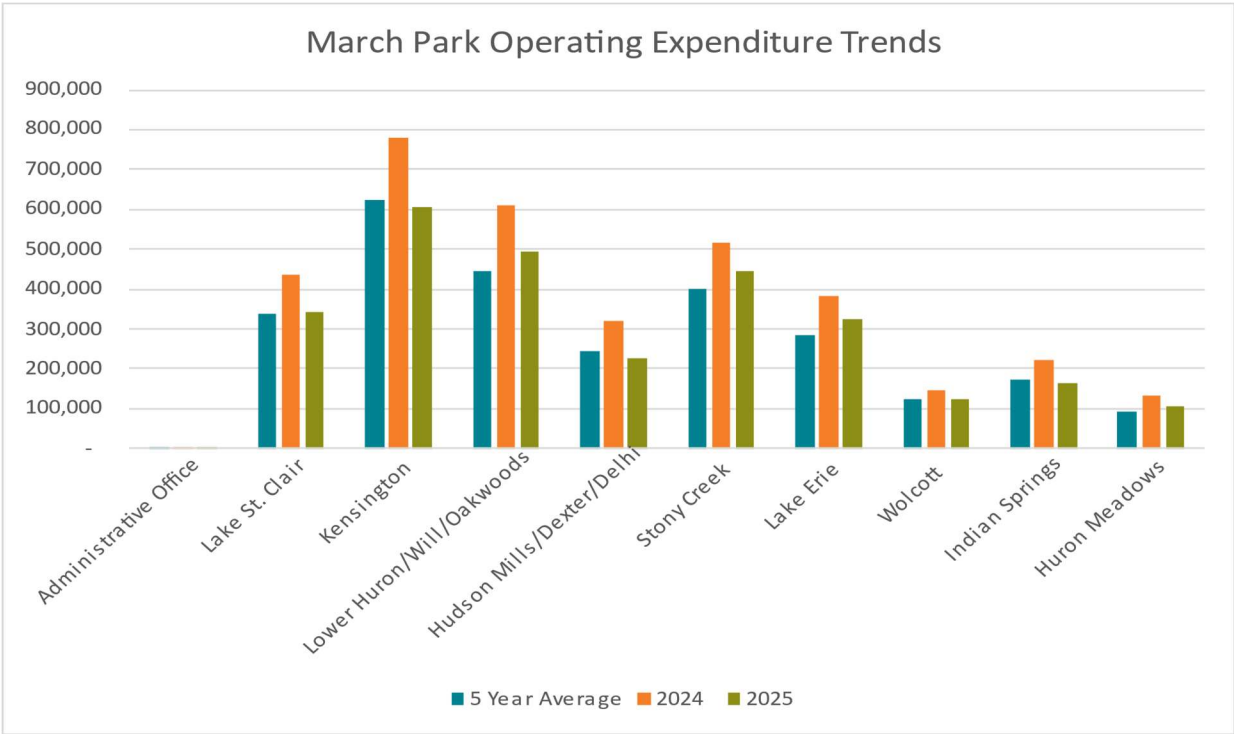
Approximately 76% percent of planned capital equipment and land acquisition purchases have been either paid for or encumbered. Payments during the month of March totaled \$631,990 or 18.2% of the budget.

As of the end of March, 26% of major maintenance projects have been either received or contracted for. March payments for major maintenance totaled over \$81,947 or 2.9% of the annual major maintenance budget.

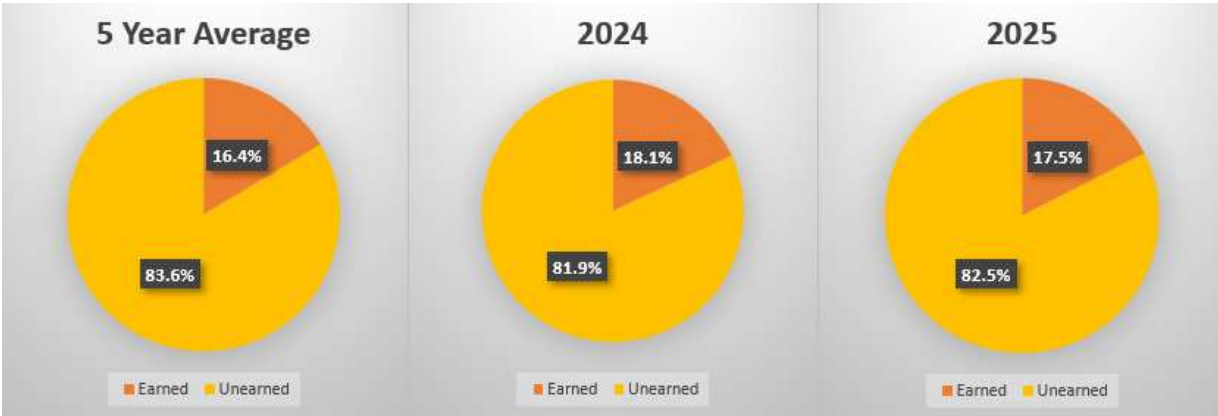
PARK OPERATIONS

Overall, year-to-date park operation expenditures are \$359,014 or 4.8% higher than the 2024 year-to-date level. Increases in wages and benefits make up 20% of the increase.

Looking at individual parks for the month of March, the variance in operating expenditures between 2025 and 2024 ranges between an increase of \$1,372 and a decrease of \$172,764.



At the end of March, we have used 17.5% of the annual budget, the amount was 18.1% for 2024 and 16.4% for the 5-year average.





To: Board of Commissioners
From: Danielle Mauter, Chief of Marketing and Communications
Subject: March Marketing Report
Date: 4/4/2025

Action Requested: Motion to Receive and File

That the Board of Commissioners' receive and file March Marketing Report as recommended by Chief of Marketing and Communications, Danielle Mauter, and staff.



HURON-CLINTON METROPARKS MARKETING REPORT

March 2025

Administrative Office
13000 High Ridge Drive
Brighton, MI 48814



[METROPARKS.COM](https://www.metroparks.com)

MARCH 2025

March Campaigns

Maple Sugaring

In the month of February we launched our maple sugaring campaign organically to draw awareness and registration with Maple Sugaring programs. Paid campaign elements picked up through the month of March. From the data dashboard we can see that those 68 programs with a “Maple” subtype resulted in 1,348 registrations out of 2,140 max possible – an enrollment rate of 63%.

MetroBarks: Paws, Pose & Play Days

The campaign for these April events launched in March. Advertising included a mix of social and digital ads as well as email blasts and outreach to past vendors and partners. Both events include a registration component for professional photos and a “walk-in” element for other activities. The registration side at Stony Creek is already full and the registration side at Huron Meadows is close to full. Ads will continue until the events to advertise the “walk-in” elements of the events.

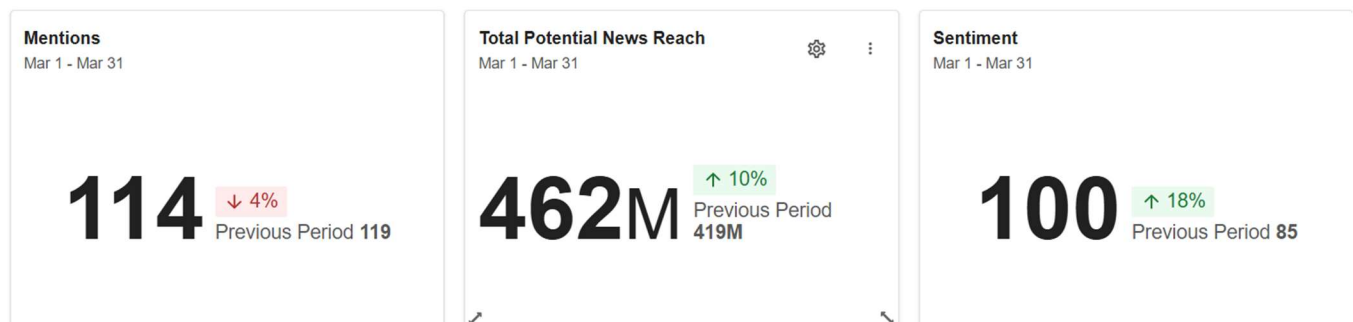
Preparing for other 2025 Campaigns

First quarter each year are busy preparation months in the marketing department where staff are reviewing reporting from the previous year, setting up and planning campaigns for the coming year and coordinating event and program information proofing, submission and posting on the website and calendar. Additionally, this year we have been preparing the plans and details for the new marketing goals of additional revenue generation through sponsorships and strategic sales and guerilla marketing efforts. These will be reported on later in the year as progress is made.

Campaigns Launching in April

- Keep it Clean/Earth Day
- Easter
- More to See. More to Do.
- Golf
- Water Aerobics
- Paid, year-long, media partnership with Second Wave Media for media series focused on “Park Impacts”

Media Highlights



Some major news features included:

- 2026 Disc Golf World Championships. This was also shared on social media, and the announcement post on Facebook March 31 was a major success, achieving 610 likes, 89 comments, and 178 shares so far in five days —making it the most well-engaged organic post on Facebook in at least three years. <https://www.candgnews.com/news/michigan-lands-disc-golf-world-championships-in-2026-7909>
- The Metroparks were mentioned on a WDIV segment regarding the Michigan Activity Pass: <https://www.clickondetroit.com/video/news/2025/03/24/how-to-get-free-or-discounted-access-to-michigan-activities/>
- WDIV reached out to cover the Kensington Metropark Farm Center annual Spring Festival. Patrick Bigelow and Justin Smith were featured on the WDIV morning segment on that Sunday <https://www.youtube.com/watch?v=q5y9BSRFBko> and the event brought in about 3,500 visitors!
- Macomb Daily Article about getting outdoors. Mentions LSC and Wolcott Programs: <https://www.macombdaily.com/2025/03/27/a-few-reasons-for-michiganders-to-enjoy-the-great-outdoors/>
- WDIV covered STEM education week by featuring Jill Martin talking about supplemental science programs <https://www.clickondetroit.com/video/news/2025/03/21/what-to-know-about-metroparks-supplemental-science-program/>
- Amy was featured on WJR radio talking about STEM week and supplemental science

Projects On-Going

In addition to major ad campaigns, marketing staff are working on a variety of projects:

- Volunteer program redevelopment – staff are hosting listening sessions and data gathering about challenges and opportunities under our current program as well as evaluating other organization's programs to support redevelopment moving forward. Marketing Plan goal set July as the target date to complete redevelopment and relaunch program.
- Updating all park brochures/maps
- Executing Winter/Spring Everyone in the Pool swim lessons
- Planning out Summer Everyone in the Pool swim lessons
- Kicking off new social media video series featuring staff voices
- Special Park Districts Forum registration details and launch
- Flat Rock Dam Feasibility Study project communications planning
- Working through initial planning details for the 2025 Trail Challenge program
- Participating on internal committees: CAP, Recreational Program Committee, individual event planning committees
- Executing details of Physical Education field trips with DPSCD
- Creating the plan for guerilla marketing efforts in 2025 and starting those arrangements
- Pitching and selling sponsorships for additional revenue under new marketing plan goal.
- Setting logistics and details for general brand commercial development and general brand campaign additions with new media partnerships.

Everyone in the Pool Updates

Summer swim lesson partnerships that were large enough to require board approval were brought to the board in March. Since that time, the following updates have also been finalized and added to summer:

- Rutherford Pool will partner with us to provide 196 lessons in July and August
- We have begun selling sponsorships for the Everyone in the Pool program and have so far secured \$3,000 through those efforts.
- We received unexpected donations of a little over \$9,000 from donor advised funds and \$1,000 from an individual's estate to support the Everyone in the Pool program.
- We have set up plan for major media moments in May alongside national water safety month.





HURON-CLINTON METROPOLITAN AUTHORITY

To: Board of Commissioners
From: Janet Briles, Chief of Planning and Development
Project Title: Planning and Development Department Monthly Update
Date: April 10, 2025

Action Requested: Receive and file

That the Board of Commissioners receive and file the Planning & Development Department Monthly Update as recommended by Chief of Planning and Development Janet Briles and staff.

Executive Summary

The following are highlights of the activities of the Planning & Development Dept for March 2025:

Project/Initiative Implementation

- Compiled list of completed ADA projects for 2024, this list follows this report, and will be completed annually. This will also feed into the next revision of our ADA Transition Plan. *Supports Strategic Plan Goal: Maintain & Invest*
- Acorn Knoll improvements: Planning staff is working to stakeout the new tee locations before the contractor completes the concrete work. Quotes are being sought for parking lot restriping and pedestrian crossings. Planning is working together with Operations, Maintenance, Engineering, and Marketing & Communications to update signage, tee markers, score cards, maps, and other site improvements. *Supports Strategic Plan Goal: Maintain & Invest*
- Proposals for the Regional Community Survey will be ready for the May Board of Commissioners Meeting. *Supports Strategic Plan Goal: Listen & Connect*
- We held an online training with Waste Management to review a tutorial of their online dashboard. Use of this dashboard allows staff (planning, operations, maintenance, purchasing) to view efficiencies of roll-off containers, volumes and makeup of waste and recycling, all in real time. This tool will help staff better understand how to manage pickups for efficiently, and identify how we can reduce contamination of recyclables. *Supports Strategic Plan Goals: Maintain & Invest, Conserve & Steward*

Grant Applications

- Requesting extensions for both LWCF grants for Lower Huron Metropark; the Off-Leash Dog-Area Development, and the Walnut Grove Campground Renovations.
- Extension received for our grant through MEDC for the Lake St. Clair North Marina Renovations.
- Submitted \$10,000 grant request to Holley Foundation for Get Out and Learn.
Supports Strategic Plan Goals: Maintain & Invest, Conserve & Steward

Attachment: Planning & Development Department Monthly Update which includes Monthly Grant Updates



PLANNING AND DEVELOPMENT MONTHLY REPORT

April 2025






Administrative Office
13000 High Ridge Drive
Brighton, MI 48114



[METROPARKS.COM](https://www.metroparks.com)

TABLE OF CONTENTS

Metroparks System-Wide	4
Southern District	7
Western District	10
Eastern District.	13
What's Next.	16

OTHER DEPARTMENT INPUT KEY	
	Natural Resources and Regulatory Compliance
	Planning and Development
	Diversity, Equity and Inclusion
	Interpretive Services and Community Outreach
	Engineering

SYSTEM-WIDE

Restoration – Linear feet or acreage of project impact for shoreline protected or restored, wetlands protected or restored, floodplain protected or mitigated

Invasive Species Management – Linear feet or acreage of project impact treating invasive species

Habitat and Wildlife Protected – Linear feet or acreage of project impact for fish habitat, fish barriers removed or bypassed, species moved or avoided

Partnerships – Outside agency funding sources (total cost/sharing percentage)

Volunteers – Total number of volunteers/workdays

Grant/Foundation Funding – Total funding/match

Visitor Counts – Total number of visitors weekend/weekday








Best practices education – Project emphasizes educational and interpretational opportunities

Estimated cost – Total estimated or actual cost of project

Accessibility – Determine if facility or programs designed for accessibility (A) or if barriers (B) exist based on ADA checklist



Staff time – Total number of staff hours estimated

Administrative


	Description	Action Type	Dept. Input	Timing	Mar 2025 Actions
SYSTEM-WIDE	Community Survey RFP	Report		October	Proposals due March 6
	Tollbooth scanning reports	Report		Seasonally	Collaborated with several departments to put together Annual Visitation Report and Presentation
	Foundation administrative tasks	Various		Ongoing	Administrative tasks
	Sign request processing/signage transition plans	Infrastructure/ Small Facilities		Ongoing	Administrative tasks – Updating Sign Manual, will be updating signage at Indian Springs and Bob White Trail at Lower Huron. Also updating Lower Huron Road Wayfinding signage. Funding for 2025 entry and facility signage.
	CAPRA Planning Ch. 3	Report		Ongoing	With new CAPRA standards the planning chapter is now #3
	Commemorative trees and benches	Various		Ongoing	Administrative tasks
	Grant Applications and Administration	Various		Ongoing	Lead multi-department effort to track and maintain grant associated tasks. Staff are drafting resources a grant plan for 2025-2030
	Metroparks Foundation Audit	Various	Finance	August	Work will begin in Spring
	Special Parks District Forum	Organizing	Ops	June	Working with park staff, engineering, interpretive, and others to organize tours on Monday in the western district and Tuesday in the eastern district.

SYSTEM-WIDE

HCMA Studies/Initiatives






	Description	Dept. Input	Timing	Mar 2025 Actions
	Mulch contract		Annually	Installs to commence soon
	ADA Transition Plan		December	Door improvements still underway from 2024. Discussions around 2025 priorities underway with DEI and each district
	Stormwater Management Plan	Various	Ongoing	Provided consultants with top projects for white sheets, and provided input on plan.
	Visitor count program	Various	Ongoing	Updating eco-counters to 4G. Contractor installing
	Transit Access in Parks	Various	Ongoing	Initial discussions starting with LETS in Livingston County.
	Climate Action Plan	Various	Ongoing	Janet is lead on waste/recycling, Jay is lead on Water Quality. Assisting with Transportation
	ESRI ArcGIS Administration	Various	Ongoing	Working with IT on piloting asset management software
	Carbon Emissions Study (CIS)	Various	Ongoing	Working with CIS to provide utility ownership, GIS datasets

Grants/Fundraising

	Description	Dept. Input	Timing	Mar 2025 Actions
	DTE E-Fleet Program		Ongoing	Working on 2 rebates for Willow for \$8000

SYSTEM-WIDE

Project Implementation/Oversight


	Description	Dept. Input	Timing	Mar 2025 Actions
	Recycling	Various	2024	Maintenance installed new stickers on recycling bins. Metroparks to partner with DZS on their e-recycling event in April.
	Metroparks Trail Connectors	Various	Ongoing	Developed funding and implementation plan and shared with HWPI. Submitted one-pager for funding for design engineering for Gap #1
	MISGP Spotted Lanternfly Survey at IS, Ken, SC, & Wol		Ongoing	Project underway
	Livingston Co. Trail Connectors – Engineering Design	Various	Through 2026	Hired PEA in 2024 to start TAP application for implementation. We have until August 2026 to secure construction funding, in order to use the funding we have secured for engineering. MDOT allowing use of early preliminary engineering funds to get NEPA/SHPO started
	Early Learner Education Programming		Ongoing	Received 2 grants for '24-'25 school year—Young Foundation for Oakland County schools and PNC Foundation for schools across the region; PNC grant also includes a new teacher training program
	Teacher Training Workshops		Ongoing	Training teachers in outdoor science explorations, mainly in Wayne County and establishing curriculum/materials loaner boxes through funding by the Russell Family Foundation
	GOAL Education Programming		Ongoing	Received one grant from an anonymous source towards GOAL programming for '24-'25 school year; programming is ongoing
	Next Cycle Composting		Ongoing	Concrete blocks arrived at Kensington, signs being developed with recipes for compost
	Swim Program		Ongoing	CFSEM funded project for youth and adults in Wayne County; includes expanded lifeguard training programs. One pager submitted for funding through another funding source.

SOUTHERN DISTRICT







SOUTHERN DISTRICT

Grants/Fundraising


	Description	Action Type	Dept. Input	Timing	Mar 2025 Actions
Will	Willow Big Bend Fishing Area Renovation	Large Facilities		Ongoing	Grant agreement executed with DNR

Project Implementation/Oversight



	Description	Action Type	Dept. Input	Timing	Mar 2025 Actions
Will	Acorn Knoll Disc Golf	Large Facility		2025	Aggregate and concrete work to be part of change order request for March BOC approval. Other work to be completed this summer.
LHu	2020 LWCF - Walnut Grove Campground	Documentation	Various	To be completed by 6/30/25	Van Buren Twp approved, waiting on DNR approval before plans are advertised for bids. Asking for extension
LHu	2020 LWCF - Off-Leash Dog Area	Documentation	Various	To be completed by 6/30/25	Van Buren Twp approved, waiting on DNR approval before plans are advertised for bids. Asking for extension
Oak	NOAA Dam Removal Feasibility Study	Large Facilities		2024	Community Open House held on March 6 th – currently answering questions from the public.
	2021 TF- Cherry Island Trail Improvements	Large Facilities		Extended project deadline 2025	DNR approved scope change to the large box culvert option. The project will be re-designed, re-permitted, and re-bid.
	2021 GLRI-EPA Nonpoint Source Grant	Large Facilities		Through 2025	Green infrastructure work complete, and partnership ongoing with Wyandot of Anderdon Nations. NR will present 2025-2030 Grant opportunities aligned with Six Points restoration work cont'd.

SOUTHERN DISTRICT


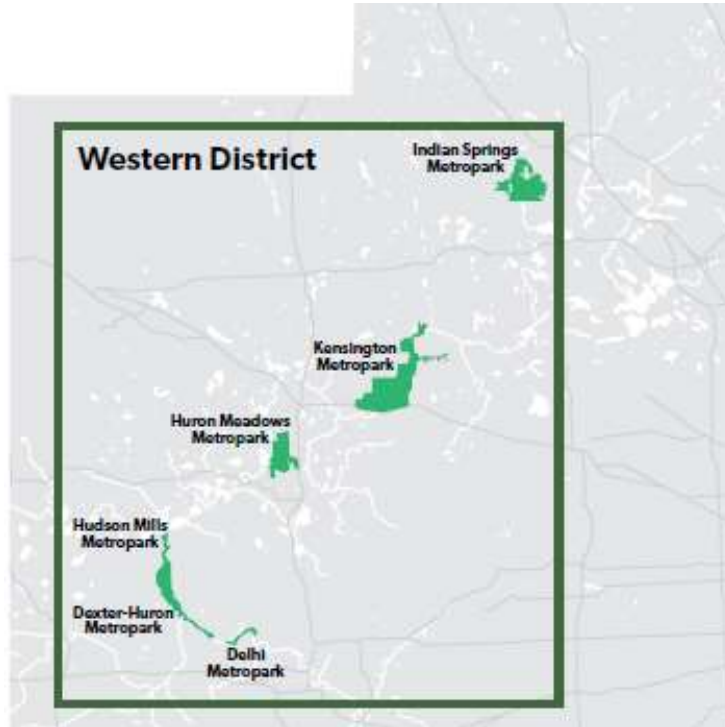
Facility Concept Planning

	Description	Action Type	Dept. Input	Timing	Mar 2025 Actions
LEP	Hike-Bike Trail / Great Lakes Way Trail	Plan	Various	2026	Will likely be submitting under LWCF in 2026
LH	Adaptive Ballfield Concept Plan	Plan		2025+	Conceptual planning process phase on hold

HCMA Studies/Initiatives





	Description	Action Type	Dept. Input	Timing	Mar 2025 Actions
LEP	Marina building study	Large Facilities		2026	Included as a potential long-term waterways grant project in 5-Year Rec Plan
	Wayne County GIS property assessment for stormwater management	Large Facilities		2024	The land acquisition and divesture plan was approved, project report sent in. Parcels prioritized in Wayne County for further restoration study. This study will likely be incorporated in the pending stormwater report

WESTERN DISTRICT





WESTERN DISTRICT

Administrative




	Description	Action Type	Dept. Input	Timing	Mar 2025 Actions
Del	Border-to-Border trail design and construction	Large Facilities		Ongoing	Kiosks installed for B2B kiosks at HMI and Dexter-Huron
	Livingston County Parks and Open Space Advisory Committee	Partnership		Ongoing	Attendance at regular POSAC meetings
	Friends of the Lakelands Trail Steering Committee	Partnership		Ongoing	Represent HCMA as a participating steering committee member that meet monthly
IS	Revamping trail signage at Indian Springs	Planning		Ongoing	Planning is underway, met with staff in October

Grants/Fundraising

	Description	Action Type	Dept. Input	Timing	Implementation Indicator	Mar 2025 Actions
Del	Launch/Take-out Renovation	Large Facilities		2025	Staff time	PSB documents need to be approved by the DNR
	TAP Application for State Park to Metropark Connector	Planning		2025	Consultants	Confirmation that LCRC TAP application can utilize Congressional Appropriations funds

WESTERN DISTRICT

Project Implementation/Oversight

	Description	Action Type	Dept. Input	Timing	Mar 2025 Actions
DHu	2020 TF – Dex-Huron Accessible Launch	Large Facilities		2025	Construction underway
Ken	Impact 100 – Seeding a Green Future	Plan		Ongoing	Helping teachers to prepare science lab to house hydroponic equipment
HMI	Donor-initiated Pickleball courts	Large Facilities		Summer 2025	Planning submitting zoning application permit coinciding with Engineering working on construction plans for bidding in 2025.

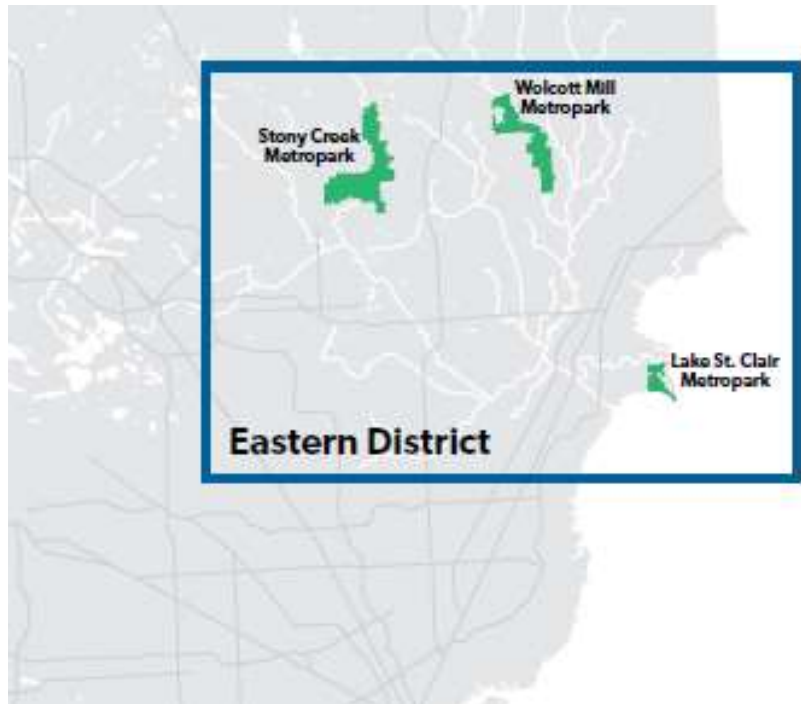
Facility Concept Planning

	Description	Action Type	Dept. Input	Timing	Implementation Indicator	Mar 2025 Actions
IS	New playground for 5-12 year olds	Small Facility	Various	June 2024	Staff time	Final inspections of site repairs satisfactorily completed. Project closed out, website updated.

HCMA Studies/Initiatives

	Description	Action Type	Dept. Input	Timing	Implementation Indicator	Mar 2025 Actions
HMI	Northwest Passage Feasibility Study Review	Plan	Various	Ongoing	Staff time	Discussed at kick-off meeting with non-motorized trail gap feasibility study to be considered as a connector trail
Ken	Equestrian Staging and Group Camp Improvements	Large Facilities	Various	2025	Staff time	Reviewed Equestrian Group comments and will proceed with park-wide evaluation of equestrian facilities. Staff meeting this month to discuss conceptual plans for group camp improvements in 2025.

EASTERN DISTRICT





EASTERN DISTRICT



Administrative

	Description	Dept. Input	Timing	Mar 2025 Actions
	LSCNC Feasibility Study	Various	Ongoing	Charrette to be held in April

Grants/Fundraising



	Description	Action Type	Dept. Input	Timing	Mar 2025 Actions
LSC	EGLE High Water Grant: Greening the Parking Lot	Large Facilities		Dec 2026	In design, grant extension granted through December 2026
	DNR Waterways Grant/MEDC Grant for LSC North Marina	Large Facilities	Various	2025	Submitted to Harrison Twp Planning Commission, will attend evening meeting on April 17 th for approval. Waiting on MEDC grant extension through Dec 2026
	NOAA B-Wet	Interpretive programming		Ongoing	Held 3 teacher workshops; planning activities with Mt. Clemens middle school
	LWCF grant for Bathhouse Renovation	Large Facilities	Various	2026	DNR recommended project for funding to NPS; should receive project agreement in about 6 months
SC	Phragmites grant from Great Lakes Commission	NR	NR	2024/2025	Six management units of phragmites at Inwood Trails receiving treatment in this funded study

Project Implementation/Oversight


	Description	Action Type	Dept. Input	Timing	Mar 2025 Actions
LSC	Transit Planning for Access to LSC	Large Facilities		Ongoing	Met with SMART and they can no longer commit to opening it up year round, and have instead proposed partnership with Harrison Twp to increase ridership
LSC	'23 TF Daysail Area Trail	Small Facilities		March, 1 2027	Project agreement executed. Design underway.

EASTERN DISTRICT

Project Implementation/Oversight, Cont.

	Description	Action Type	Dept. Input	Timing	Implementation Indicator	Mar 2025 Actions
SC	2022 LWCF Stony Creek Reflection Trail Accessible Trail Development	Small Facilities		Through 2026	Staff time	Design and permitting underway. Comments sent on prelim design
LSC	2022 LWCF- West Boardwalk Accessibility Improvements	Large Facilities		6/30/2026	Staff time	Project agreement finalized

Facility Concept Planning

	Description	Action Type	Dept. Input	Timing	Mar 2025 Actions
SC	Eastwood Beach and Landing Trail Connection	Plan		2024+	Study link between the Landing and Eastwood beach along lakeshore
	Small playground renovations	Small Facilities	Ops, Maint	2025	Contract approved at March BOC meeting

WHAT'S NEXT?

	Description	Action Type
SYSTEM WIDE	Community Survey RFP for 5-Year Recreation Plan	Staff/consultants
	Metroparks Connectors – planning for funding	Staff/consultants
	Electronic Kiosk Signs (KEN & HMills)	Staff/contractor
	Transit Access Evaluation	Staff
	Climate Action Plan Implementation	Staff
	ADA Transition Plan Annual Report	Staff
	Compost Pilot Project	Staff
EASTERN DISTRICT	DZS and HCMA Strategic Partnership Plan	Staff
	Pickleball courts at Hudson Mills put out to bid in early 2025	Staff/Contractor
WESTERN DISTRICT		
SOUTHERN DISTRICT	NOAA Dam Feasibility Study Open House #2	Staff time
	Acorn Knoll Disc Golf Course Bid Package	



Grant Updates - April 2025								
In Progress								
Grant program		LB/MN	Project/Park	Amount	Match	Due Date	Applicant	Notes
MMRMA Risk Avoidance Program (RAP)		MN	IT- Managed Detection & Response	\$15,000	\$35,000	4/10/2025	HCMA	Vulnerability detection and remediation services for operating systems
GLC Phragmites Adaptive Mgmt Framework		MN	SC Phragmites Mgmt. Project	TBD	-	4/20/2025	HCMA	Request to repeat treatment on phragmites in Inwood area; about 27 acres
RCWJ Foundation/Metroparks Connectors		LB	Trail Connectors/SEMTAT	TBD	TBD	TBD	MF	Preliminary engineering complete for Gaps 1 & 5
Grant Applications Awaiting Response								
Grant program	Project #	LB/MN	Project/Park	Request	Match	Submitted	Applicant	Notes
MDNR LWCF		MN	LSC N. Marina Bathhouse Renov.	\$500,000	\$500,000	3/26/2024	HCMA	Recommended to NPS for funding
USDOT ATIIP		MN	LH Connection to I-275 Metro Trail	\$168,000	\$42,000	7/17/2024	HCMA	Project will support engineering design of the connector; award notice late '25/early '26
EGLE Watershed Council Grants		MN	LE & Detroit area	\$29,230	-	12/4/2024	HCMA	Rain Garden program continuation; grants announced spring '25
Consumers Energy Foundation		MN	IS Grassland Restoration	\$120,000	-	3/5/2025	HCMA	Project eliminates invasive shrub stands & restores grassland; decision in April
MI Alliance for Environmental & Outdoor Ed.		MN	Preschool Teacher Workshops	\$1,000	-	3/15/2025	HCMA	Supplemental funding for more preschool teacher workshops (like those via PNC grant)
The Holley Foundation		LB	GOAL/Supplemental Science	\$10,000	-	3/30/2025	MF	Applied for GOAL program
Geico Philanthropic Foundation		LB	GOAL	\$5,000	-	12/15/2024	MF	Science Programs
Grant Administration								
Grant program	Project #	Mgmt	Park/Project	Award Amt	Match	Deadline	Applicant	Updates
Impact 100 - Oakland Co. '18		MN/PB	KFC Seeding Green Future	\$90,000	-	-	MF	Working with school to spend down remaining funds for their benefit
LWCF '20	50621.500	MN/JK	LH Walnut Grove Campground	\$300,000	\$150,000	6/30/2025	HCMA	Submitted plans and specs to DNR for review; trying to request extension
MNRTF '20	50821.221	MN/JK	DxH Accessible Launch	\$192,700	\$192,800	5/30/2025	HMCA	Construction has begun
DNR TF '21	51222.244	MN/AC	LE Cherry Island Trail	\$300,000	\$192,500	7/31/2025	HCMA	Will redesign with pre-cast box culvert; engineering to begin redesign in summer '25
GLRI-EPA Nonpoint Source	51222.247	MN	LE Green Infrastructure & Six Points	\$483,500	-	4/30/2025	HCMA	Construction complete; invasives & seeding work extended through 2025
NOAA GLs Fish Habitat Restoration	51123.117	MN/MH	Flat Rock Dam Removal Feasibility	\$745,000	\$25,000	9/30/2025	GLFC	Analyzing & responding to questions from March public meeting
DNR TF '22	50522.130	MN/RW	DEL Take-out Renovation	\$300,000	\$302,600	8/31/2025	HCMA	Engineering design complete; preparing specs; sending to DNR for review in April
Fed. Community Project via DOT		MN/JB	Liv. Co. Connector Trails Design	\$900,000	-	9/30/2026	HCMA	Working with PEA Group on TAP grant for construction; eng. design to begin thereafter
Mi Invasive Species Grant Program	90023.1172	MN/TM	IS-KEN-SC-WOL - spotted lanternfly	\$30,000	-	4/30/2026	HCMA	Surveying for the spotted lanternfly will resume in early summer; no detections yet
mParks/PlayCore		MN	KEN Outdoor Fitness Stations	\$5,104	\$8,336	12/31/2024	HCMA	Installation complete; marketing to promote in spring
MDNR Trust Fund		MN	Wil - Fishing Platform	\$300,000	\$462,000	10/31/2026	HCMA	Project agreement executed by DNR
Russell Family Foundation	80624.1177	MN	Teacher Training Workshops	\$46,100	-	12/31/2025	MF	Ecosystems workshop in March w/14 teachers; School Gardens workshop end of April
Great Lakes Commission	80924.1180	MN	SC - Phragmites Management Proj.	\$50,250	-	4/30/2026	HCMA	Unable to conduct prescribed burn due to eagles; 2nd glyphosate treatment in spring
NOAA B-WET	90024.1184	MN	Watershed/Climate Education	\$77,610	-	9/30/2026	HCMA	Teacher workshops soon completed; students had 1st in-park field trip & 3 in-class visits
Anonymous Foundation		MN	GOAL	\$10,000	-	7/30/2025	MF	GOAL programming is ongoing
CFSEM - General Grant Program		MN	Swim Program	\$77,320	-	9/30/2025	HCMA	41 registered for lessons at Dearborn Hts.; adult lessons (YMCA of Detroit) begin in May
Young Foundation		MN/JM	WDMLC - Preschool Programs	\$2,500	-	8/1/2025	MF	All programming has been completed
PNC Foundation		MN/JM	WDMLC - Preschool Programs	\$10,000	-	9/15/2025	MF	Programs ongoing; 2 workshops completed for 56 teachers; 2 more in April
TAP Grant		JB/JK	SC 26-Mile Connector Trail	\$214,455	\$43,000	12/31/2021	Macomb Co	Liquidated damages letter sent to contractor
Ralph C. Wilson Jr. Foundation		JB	Southern District	\$2,682,755	-	6/15/2023	MF	Island Lake's grant will be extended through 2025
LWCF '20	506-21-501	LB/JK	LH Off-Leash Dog Area	\$165,400	\$165,400	6/30/2025	HCMA	Submitted plans and specs to DNR for review; trying to request extension
Renew MI - DRFC		JB	DRFC	\$1,000,000	N/A	4/30/2022	HCMA	Fourth quarterly report submitted
LWCF 2022		LB/JK	LSC West Boardwalk	\$500,000	\$500,000	6/30/2026	HCMA	Bidding design and construction proposal will be out Spring/Summer 2025
LWCF 2022		LB/JK	Stony Creek Reflection Trail	\$500,000	\$500,000	6/30/2026	HCMA	New consultant hired; EGLE submission delayed until late Spring/Summer 2025
DNR Waterways		LB/JK	North Marina - Engineering	\$294,000	\$306,000		HCMA	Permits obtained, Public bids in June 2025, Award July 2025. April report submitted.
State Appropriation		LB/JK	North Marina - Construction	\$5,000,000	\$1,000,000	12/31/2026	HCMA	New extension has been approved.
EGLE High Water Infrastructure	50223.703	LB/AC	LSC Parking lot	\$1,500,000	\$375,000	6/30/2026	HCMA	Extension approved. New deadline is 6/30/2026
LWCF'23		LB/JK	LSC Daysail Area Trail	\$500,000	\$500,000	3/1/2027	HCMA	Bidding design and construction; proposal will be out Spring/Summer 2025
FEMA grant		LB/AK	LSC Electrical Grid	\$1,349,000	\$739,000	9/17/2027	HCMA	Project agreement executed; mtg w/MSP to discuss scope changes; reimbursements paused
DTE Rebates for Willow		JB	EV Chargers at Golf Course and Park (\$8,000	-		HCMA	\$4000 approved at Golf Course, more documentation needed for Park Office
CDC Foundation		LB	Everyone in the Pool	\$50,000	-	4/12/2025	HCMA	CDC chose certain sites to support
EGLE Recycling Infrastructure	25*0684	LB	Kensington- Big Belly Recycling Bins	\$7,680	\$1,920	5/17/2025	HCMA	Quotes collected and Bigbelly chosen. Moving forward with purchase order.
Harvest Grant		LB	Composting Pilot	\$5,000	-	11/1/2025	HCMA	Concrete ordered and delivered; site being set up by staff
DTE/DNR Tree Planting Grant		LB	LE	\$4,000	\$4,500	10/25/2025	HCMA	25 balled and burlapped trees to support LE
mParks - Play is Essential		LB	Ken & LH playgrounds	\$5,000	-	TBD	HCMA	Communication boards for playgrounds at KEN & LH; awarded at mParks conference

ADA Transition Plan Project Updates

Park	Project	Description	Year	ADA Compliant	Comments	Verify	Project Type
Dexter-Huron	Title IX Plaza	Located along the B2B Trail, the accessible walkway and ramps allow visitors to learn more about the project that honors the impact of Title IX legislation on women's sports in southeast Michigan	2024	Yes	Completed		Capital Improve ment
Lake Erie	(Shelter A) American Lotus Picnic Shelter Renovation	Eight accessible 6' long picnic tables to be installed and secured to the concrete floor ensuring layout of tables allows for accessibility to all tables. One accessible swivel grill to be installed on a new 15' x 15' concrete pad.	2024	Yes	An accessible swivel grill still needed.	x	Minor Maintena nce
Lake Erie	(Shelter B) Blue Heron Picnic Shelter Renovation	Twenty eight accessible 6' long picnic tables installed and secured to the concrete floor ensuring layout of tables allows for accessibility to all tables. One accessible swivel grill to be installed on a new 15' x 15' concrete pad.	2024	Yes	New tables installed. Tables are secured to pavement. An accessible swivel grill needed. There is an access route to the shelter.	x	Minor Maintena nce
Lake Erie	(Shelter C) Cattail Picnic Shelter Renovation	Eight accessible 6' long picnic tables installed and secured to the concrete floor ensuring layout of tables allows for accessibility to all tables. One accessible swivel grill to be installed on a new 15' x 15' concrete pad.	2024	Yes	New tables installed. Tables are secured to pavement. An accessible swivel grill needed. There is an access route to the shelter. The existing grill next to the pavement is not within accessible reach.	x	Minor Maintena nce
Lake Erie	Basketball Courts	Resurfacing done to ehance accessibility for users	2024	Yes	Completed in 2024		Minor Maintena nce
Lake Erie	(Shelter D) Wood Duck Picnic Shelter Renovation	Eight accessible 6' long picnic tables to be installed and secured to the concrete floor ensuring layout of tables allows for accessibility to all tables. One accessible swivel grill to be installed on a new 15' x 15' concrete pad.	2024	Yes	New tables installed. Tables are not secured to pavement. The existing grill is slightly over the ADA height of 34" max. The grill has an accessible route and pavement surrounding it. The large grilling surface makes it difficult to manipulate with one hand. A more accessible swivel grill (HCMA Standard Large Grill Unit) is recommended. There is an access route to the shelter.	x	Minor Maintena nce
Lake Erie	(Shelter E) Muskrat Picnic Shelter Renovation	Concrete for Eight accessible 6' long picnic tables installed. One accessible swivel grill installed on a new 15' x 15' concrete pad.	2024	No	New tables need to be installed. Only concrete and grill added. An accessible swivel grill needed. There is an access route to the shelter.		Minor Maintena nce

Willow	Hike-Bike Trail Accessibility Improvements at CSX RR Crossing	Improvements are in the works for the crossing of the CSX railroad tracks. The review process with CSX is extremely slow. The existing switchback is very tight and some bikes are unable to maneuver through the existing opening.	2024	Yes	Completed in 2024	Minor Maintenance
Oakwoods	Port-A-John Rental Along Hike-Bike Trail Near the Equestrian Staging Area	An accessible port-a-john was placed on aggregate along the hike-bike trail.	2024	No	Aggregate fines are needed on top of the 21AA aggregate. A pedestrian crosswalk and pedestrian path should be considered in the future for a connection to the Equestrian Staging Area.	
Oakwoods	Fire Pit Near the Nature Center	A fire pit was added near the Nature Center and Floating Boat Dock.	2024	No	An accessible route is needed to the fire pit and around it. Two accessible picnic tables are needed in this location when updating the area.	
Lake Erie	Interpretive Signage Green Infrastructure EPA Grant	Accessible interpretive signs connected to hike-bike paths with compacted crushed limestone surface	2024	Yes	Completed in 2024	Grant Project
Eastern District-West	Public Restroom Upgrades	Installation of accessible entrance signs, insulation pipe covers under sinks, and interior door handles	2024	Yes	Completed in 2024	Minor Maintenance
Southern District-West	Playground Mulch Replenishment	Replaced wood fiber with mulch surface for all playgrounds for accessibility	2024	Yes	Completed in 2024	Minor Maintenance
Eastern District-West	Playground Mulch Replenishment	Replaced wood fiber with mulch surface for all playgrounds for accessibility	2024	Yes	Completed in 2024	Minor Maintenance
Western District-West	ADA Benches	Installation of 7 ADA benches through the Bench Memorial Program	2024	Yes	Completed in 2024	Minor Maintenance
Western District-West	Public Restroom Upgrades	Installation of accessible entrance signs (28), insulation pipe covers under sinks (55), interior door handles (110), and replacement of a push button automatic door opener	2024	Yes		Minor Maintenance
Willow	Accessible Door Handles for all Restrooms	Park-wide restrooms completed	2024	Yes	Completed in 2024	Minor Maintenance
Lower Huron	Accessible Door Handles for all Restrooms	Park-wide restrooms completed	2024	yes	Completed in 2024	Minor Maintenance
Oakwoods	Asphalt Path to Nature Center and at Edge of Parking Lot	The 10' wide asphalt trail was repaved to the Nature Center and new curb cuts were added.	2024	Yes	This was part of large grant project.	
Oakwoods	Accessible Split Log Trail	The Split Log Trail is now an accessible aggregate nature trail.	2024	Yes	This was part of large grant project.	
Oakwoods	Accessible Water Bottle Filling Station	A new accessible water bottle filling station was added along the path to the Nature Center.	2024	Yes	This was part of large grant project.	

Oakwoods	Nature Center Parking Lot Renovation	Accessible parking spaces were relocated and dispersed within the lot. New curb cuts, parking lot striping, tactile warning strips, and signage were also added.	2024	Yes	This was part of large grant project.	
Oakwoods	Dog Waste Station at Nature Center	An accessible dog waste station was added along the hike-bike trail near new accessible parking spaces.	2024	Yes	This was part of large grant project.	
Oakwoods	Split Lot Trail Interpretive Signs	Four interpretive signs were installed along the Split Log trail. An aggregate surface with limestone fines extends up to each sign.	2024	Yes	This was part of large grant project.	
Oakwoods	Nature Center / Split Log Benches	Three benches with arm rests and backs were installed on concrete pads with a wheelchair / stroller parking space next to each.	2024	Yes	This was part of large grant project.	
Oakwoods	Accessible Picnic Tables near the Nature Center	Two accessible picnic tables were installed between the parking lot and Nature Center. The tables have wheelchair seating on both ends and have stickers placed on the ends to indicate that accessible seating is available.	2024	Yes	This was part of large grant project.	
Oakwoods	Nature Center Restroom Improvements	Renovations were made to both restrooms. Various improvements were made to increase accessibility at each.	2024	No	This was part of a large grant project. There are a few things that are still slightly out of compliance. The ADA stall doors need to be self closing, the sinks are slightly too high, additional space is needed in front of the accessible signs outside, the outside doors require too much force to open, etc.	Grant Project
Oakwoods	Nature Center Push Button Doors	Push button doors were added at the main entrance.	2024	Yes	This was part of large grant project.	
Oakwoods	Nature Center Overlook	The overlook was replaced with a new accessible structure with bump downs for improved viewing.	2024	Yes	This was part of large grant project.	
Oakwoods	Split Log Trail Bridge / Boardwalk Improvements	The bridge was renovated and now includes wheel chair guards and railings that discourage climbing. Smooth transitions allow easy access on to and off the structure.	2024	Yes	This was part of large grant project.	
Oakwoods	Bike Hoops	Three bike hoops were installed where visitors are asked to get off their bike near the Nature Center. The hoop style is considered more accessible than other styles because more types of bikes can lean against them and be locked.	2024	Yes	This was part of large grant project.	
Kensington	Fit Trail Development at the East Boat Launch Upper Lot	10 new fit stations along an existing ADA paved path with 8 having crushed compacted surfacing to enhance ADA access.	2024	Yes	This was a small recreation grant project. Completed in 2024	Major Maintenance
Kensington	Disc Golf Course Port-A-John	An accessible port-a-john was constructed with accessible pathway from an accessible parking lot at Black Locust Disc Golf Facility	2024	Yes	Completed in 2024	Major Maintenance

Kensington	Disc Golf Course Accessible Parking	Three accessible concrete van parking spaces were added to support the vault restroom facility being added.	2024	Yes	Future work planned in the area includes accessible aggregate walks to the both, shelter, and starting holes.	
Kensington	Maple Beach Concrete Walk Segment	A short concrete walk section was added providing the connection of accessible parking , the hike-bike trail, and the walk leading down to the restroom building.	2024	Yes	This walk segment corrects an issue created in 2023 when this segment was removed from the Maple Beach Restroom Project.	
Kensington	North Martindale Accessible Picnic Table and Grill	North Martindale updates, added 1 picnic shelter site with 16ft x 30ft concrete sites with ADA grill and tables located off current paved trails or pathways	2024	Yes	This project was added to a grant project for beach wheelchairs. Completed in 2024	Major Maintenance
Kensington	Large Beach Chair Photo Spot	A large colorful beach chair was installed in a turf area at Maple Beach.	2024	No	Access could be improved making the photo spot more inclusive.	
Lake St. Clair	Large Beach Chair Photo Spot	A large colorful beach chair was installed on an existing concrete pad.	2024	No	Access could be improved to the elevated pad location above a curb.	
Lake St. Clair	Daysail Trailhead Addition	A new large trailhead was installed with an accessible aggregate walk leading up to it.	2024	Yes	Accessible parking improvements are needed near the trailhead.	
Lake St. Clair	Nature Center Trailhead Replacement	A new large trailhead was installed on a concrete pad adjacent to the hike-bike trail.	2024	Yes	A bike / wheelchair repair station is planned next to the trailhead.	
Lake St. Clair	Nature Trail Signage	Intersection signs were installed along the nature trails. Each sign location has an aggregate path approach.	2024	Yes	Intersection numbers still need to be installed on each post.	
Stony Creek	Boat Launch Seawall and Walk Replacement	The seawall and concrete walk were repalced near the parking lot. Benches were reinstalled on concrete pads along the walk.	2024	No	Wheelchair / stroller parking spaces next to each bench should have been installed with the project.	
Indian Springs	Adventure Playground Redevelopment	Accessible playground with paved walkways and mulch playground surface, playground area for kids 2-5 equipped with spinners and a labyrinth, climbing features; playground area for kids 5-12 has large cabled net climber and rock climbing	2024	Yes	Completed	Capital Improvement



**HURON-CLINTON METROPOLITAN
AUTHORITY**

To: Board of Commissioners
From: Jennifer Jaworski, Chief of Interpretive Services
Subject: Interpretive Services Monthly Report
Date: April 4, 2025

Action Requested: Motion to Receive and File

That the Board of Commissioners receive and file April 2025 Interpretive Services Report as recommended by Chief of Interpretive Services, Jennifer Jaworski and staff.



HURON-CLINTON METROPARKS

INTERPRETIVE SERVICES MONTHLY REPORT

April 2025

Administrative Office
13000 High Ridge Drive
Brighton, MI 48114



[METROPARKS.COM](https://www.metroparks.com)



TABLE OF CONTENTS

Community Engagement	6
Programming	8
Grants	11

LISTEN & CONNECT

- ☐ Create listening opportunities that help the Metroparks understand resident needs
- ☒ Increase access to Metroparks services for Wayne County and City of Detroit with a physical presence and customized programming
- ☐ Increase transparency and accountability for progress against goals and objectives through master and departmental plans that benchmark and measure progress
- ☒ Increase engagement with Metroparks services
- ☒ Increase access to Metroparks services for underserved communities with customized programming

MAINTAIN & INVEST

- ☐ Develop a formal partnership strategy using collective impact to amplify our resources and investments in Southeast Michigan and beyond
- ☐ Research opportunities for investment in capital projects
- ☒ Increase revenue from philanthropic and public sector sources
- ☐ Study revenue opportunities across current and new programs
- ☒ Build a portfolio of new services for hard to reach and underserved residents
- ☒ Create a talent strategy to attract and retain the intellectual and human capital needed to achieve the vision

CONSERVE & STEWARD

- ☐ Create a resiliency plan for built and natural environment by December of 2023
- ☒ Increase outdoor education opportunities with a focus of skill building for more effective and durable environmental stewardship

DESCRIPTION

Listen and Connect

Increase access to Metroparks services for Wayne County and City of Detroit with a physical presence and customized programming.

- Supplemental Science: Training Teachers to Use Experiential Outdoor Investigations to Generate Student Learning and Enthusiasm for Science
- Get Out and Play
- Rain Gardens

Increase engagement with Metroparks services.

- Community Outreach Events

Increase access to Metroparks services for underserved communities with customized programming.

- Supplemental Science: Training Teachers to Use Experiential Outdoor Investigations to Generate Student Learning and Enthusiasm for Science
- GOAL Scholarship funding
- After school science clubs
- Science and Stewardship in the Heart of the Great Lakes
-

Maintain and Invest

Increase revenue from philanthropic and public sector sources.

- PNC
- Young Foundation
- Anonymous
- Russell Family Foundation
- NOAA BWET

Build a portfolio of new services for hard to reach and underserved residents.

- Michigan Activity Pass
- Library Partnerships

Create a talent strategy to attract and retain the intellectual and human capital needed to achieve the vision.

- Winter Workshop
- NNOCCI (National Network for Ocean and Climate Change Interpretation)

Conserve and Steward

Increase outdoor education opportunities with a focus of skill building for more effective and durable environmental stewardship.

- Programming Connections to Strategic Plan & Climate Action Plan

COMMUNITY ENGAGEMENT

Library Network

Michigan Activity Pass

- The Michigan Activity Pass (MAP) program gives library card holders free and discounted access to museums and cultural amenities throughout the state. You can check out a daily Metroparks pass like you would a library book and redeem one MAP pass per week with your library card and have 7 days to use it after it's been checked out.
 - 518 passes were checked out in March 2025
 - 226 redeemed in March 2025.
 - To compare to 2024 data
 - 403 were checked out in March.
 - 158 redeemed in March.
 - Monday, March 24, 2025, The Library Network Executive Director, Steve Bowers and Member Engagement Coordinator DJ Bond were live in the studios of WDIV in Detroit and conducting a segment on the Michigan Activity Pass.
 - They mentioned the Metroparks during their segment. Thank you, Library Network!
 - <https://www.clickondetroit.com/video/news/2025/03/24/how-to-get-free-or-discounted-access-to-michigan-activities/>

Community Outreach Event Programming Below is a summary of the Community Outreach Event programming for the month of March.

Event Name	Location	City	County	Zip Code	Participants	Brief Description of Event
Lumber Jack Days	Outdoor Adventure Center	Detroit	Wayne	49207	142	Participants viewed a display on historical logging tools and methods
Lumber Jack Days	Outdoor Adventure Center	Detroit	Wayne	49207	190	Participants viewed a display on historical logging tools and methods
Spring Into Science	Cranbrook	Bloomfield Hills	Oakland	48304	278	Participants interacted with animal furs and viewed taxidermy of mammals and birds of southeast Michigan and learned about the Metroparks and educational programs
Spring Into Science	Cranbrook	Bloomfield Hills	Oakland	48304	279	Participants interacted with animal furs and viewed taxidermy of mammals and birds of southeast Michigan and learned about the Metroparks and educational programs
Spring Into Science	Cranbrook	Bloomfield Hills	Oakland	48304	280	Participants interacted with animal furs and viewed taxidermy of mammals and birds of southeast Michigan and learned about the Metroparks and educational programs
Eggsploration Part I	Harrison Township Library	Harrison Township	Macomb	48045	18	Eggsploration Part I
Eggsploration Part I	Detroit Public Library: Conely	Detroit	Wayne	48210	12	Eggsploration Part I
Underground Railroad	Cedarbrook of Northville	Northville	Wayne	48170	16	Detroit was the gateway to freedom - What was Michigan's role in the Underground Railroad?
Underground Railroad	Cedarbrook of Northville	Northville	Wayne	48170	17	Detroit was the gateway to freedom - What was Michigan's role in the Underground Railroad?
Underground Railroad	Cedarbrook of Northville	Northville	Wayne	48170	13	Detroit was the gateway to freedom - What was Michigan's role in the Underground Railroad?

COMMUNITY ENGAGEMENT

Event Name	Location	City	County	Zip Code	Participants	Brief Description of Event
Underground Railroad	Pomeroy of Rochester Hills	Rochester Hills	Oakland	48309	4	Detroit was the gateway to freedom - What was Michigan's role in the Underground Railroad?
Underground Railroad	Saint Joseph's Village	Ypsilanti	Washtenaw	48197	8	Detroit was the gateway to freedom - What was Michigan's role in the Underground Railroad?
Underground Railroad	Willowbrook Hills of Auburn Hills	Auburn Hills	Oakland	48326	18	Detroit was the gateway to freedom - What was Michigan's role in the Underground Railroad?
Underground Railroad	Cedarbrook of Bloomfield	Bloomfield Hills	Oakland	48304	21	Detroit was the gateway to freedom - What was Michigan's role in the Underground Railroad?
Underground Railroad	Cedarbrook of Rochester	Rochester	Oakland	48307	18	Detroit was the gateway to freedom - What was Michigan's role in the Underground Railroad?
Underground Railroad	Cedarbrook of Rochester	Rochester	Oakland	48307	22	Detroit was the gateway to freedom - What was Michigan's role in the Underground Railroad?
Maple Sugaring	Grosse Ile Nature & Land Conservancy	Grosse Ile	Wayne	48138	40	Maple Program for Grosse Ile Nature & Land Conservancy
Michigan Science Teachers Association	Lansing Center	Lansing	Ingham	48933	38	Science and Stewardship in the Heart of the Great Lakes. Presentation with Erin at MSTA. We focused on the B-Wet Grant with Mt. Clemens Middle School and Lake St. Clair Metropark
NAI Region 4 Workshop	Hueston Woods Lodge	College Corner	Ohio	45003	9	Building Successful School Partnerships presentation highlighting Metroparks SSLs
NSTA National Conference	Pennsylvania Convention Center	Philadelphia	PA	19107	50	Presented Science Shipboard Experience and Microplastics programming
Master Rain Gardener - Romulus Library	Romulus Public Library	Romulus	Wayne	48174	20	4th of 4 in person Master Rain Gardener Classes.
Master Rain Gardener - Conely Library	Detroit Public Library: Conely Branch	Detroit	Wayne	48210	4	2nd of 5 in person Master Rain Gardener Classes
Master Rain Gardener - Conely Library	Detroit Public Library: Conely Branch	Detroit	Wayne	48210	3	3rd of 5 in person Master Rain Gardener Classes
Master Rain Gardener - Conely Library	Detroit Public Library: Conely Branch	Detroit	Wayne	48210	2	4th of 5 in person Master Rain Gardener Classes
Teacher Workshop: Exploring Ecosystems at Stony Creek Metropark	Stony Creek Metropark Nature Center	Shelby Township	Macomb	48316	14	Explore Michigan ecosystems along the trail in the Nature Study Area and increase your confidence and enthusiasm in creating investigative, place-based science lessons for your students. This workshop links to lessons and activities available in Metroparks Supplemental Science Learning Boxes.
					1516	

The March 1st Ecosystems Workshop at Stony Creek had 14 participants. The teachers came from 9 different schools in Wayne and Macomb counties. The teacher's confidence in teaching ecosystems concepts increased from 6.42 to 9.5 out of 10.

Here are a few quotes: "Thank you for a fun filled day. All of our presenters did an outstanding job! You kept us engaged the entire time and we had a blast! I am looking into another workshop!" "I plan on sharing this workshop with all middle school science teachers and all classroom elementary school teachers. This was a great workshop that provided a ton of information and resources"

PROGRAMMING

Below highlights the programming hours held at each of the Interpretive Centers as well as programming conducted by the Community Outreach Interpretive staff.

School Programming at Interpretive Center

Number of school programs hours: 93

Number of students: 2,123 students

Public Programming

Number of programs hours: 189

Number of participants: 7,213 participants

Out of Park Programs

Number of programs hours: 1

Number of participants: 14 participants

Senior Programs:

Number of program hours: 9

Number of participants: 137 participants

Scout Programs:

Number of programs hours: 13

Number of participants: 323 participants

Outreach Programming

School Programs

Number of school programs hours: 133

Number of students per hour: 2,697 students

Events

Number of event hours: 62

Number of participants: 1,639

TOTAL Programs Hours: 500

TOTAL Participants: 14,146



Art in Nature: Hiking Sticks program at Lake St. Clair Metropark Nature Center.



Mt. Clemens 8th graders, BWET grant enjoying their first field trip.

PROGRAMMING

More Programming Connections to Strategic Plan



Conference Presentations

- Erin Parker conducting training session at Michigan Science Teachers Association conference about opportunities to take their students to the Metroparks and advertised our library of lending boxes.
- Sabrina Deschamps presented “Building Successful School Partnerships” at the Regional National Association of Interpretation Conference. This session description was “looking to collaborative with schools to provide meaningful interpretive experiences that align with the curriculum? Join me to learn about different strategies and techniques to build successful relationships with staff and students.”
- Sabrina Deschamps also presented at the National Science Teachers Association about her experience on the Science Shipboard workshop and incorporating lessons on microplastics into programming.

Media Presentations

- Communications and Marketing arranged to present on WDIV.
 - Pat Bigelow and Justin Smith Spring Festival at Kensington Farm Center and Signs of Spring at Kensington Nature Center
 - National STEM week, Jill Martin highlighted Supplemental Science Lessons.



[IMG 5581.MOV](#)

[IMG 5582.MOV](#)

PROGRAMMING

Programs

- Through the BWET grant: Teacher workshops (3 virtual, 3 in person) were completed. As well as 150 Mt Clemens middle school students have completed first in-park field trips and 3 in-class visits.
- Through the PNC grant: (early childhood teacher workshops portion): Two workshops completed in 2 school districts, reaching a total of 56 teachers and 16 schools; 2 more workshops taking place on 4.4.2025 with at least 2 additional school districts reached. The programming portion of this grant is filled and will continue to be given throughout the school year.
- School programming and public programming continue, and a few are highlighted below.



Enviroscope was used to model how water is moved by humans. Discussions on city infrastructure, water treatment and water quality.

Right: Master Rain Gardener class at Detroit Public Library: Conely Branch.



Right: Eighth graders participating in Eggs program.



GRANTS

Grants Ongoing

1. **PNC \$7,500, Supporting Science Discovery in Early Learners**

The project will offer early childhood teachers engaging science-based education programs at schools where at least half of the children are eligible for the National School Lunch Program. Programs will leave children with positive science experiences and give teachers programs that integrate into their curriculum needs.

A quantitative goal is to provide an average of 2 - 3 school visits per week during the school year to under-resourced schools in the Metroparks service area (Livingston, Macomb, Oakland, Washtenaw, and Wayne counties) to achieve 83 programs per year. At this level the Mobile Learning Center will reach approximately 1,500 children with programs, assuming class sizes of about 18 students based on last year's program numbers.

2. **Young Foundation: \$2,500, Growing Excitement for Science in Early Learners**

The project provides early childhood teachers with engaging science-based education programs at schools where at least half of the children are eligible for the National School Lunch Program, with a focus on Oakland County. Programs will leave children with positive science experiences and give teachers programs that integrate into their curriculum needs. Teachers will receive a pre-visit video to prepare students for the classroom visit and a follow-up program survey.

3. **Anonymous: \$10,000 for Get Out and Learn Scholarships**

Get Out And Learn offers scholarships to cover transportation for in-person field trips or outreach programs at your school. All program fees are included in the scholarship in addition to the cost of transportation to and from a Metropark. Qualifying schools must have at least 50% of their students eligible to receive the federal free and reduced lunch program.

4. **Russell Family Foundation: \$46,100, Supplemental Science: Training Teachers to Use Experiential Outdoor Investigations to Generate Student Learning and Enthusiasm for Science**

The Supplemental Science project is an outflow of the Supplemental Science Lessons project and is created to help teachers integrate experiential learning techniques that follow the NGSS into the classroom while sparking curiosity and excitement in their students. It meets the demand for Supplemental Science Lessons by providing teachers with no-cost training, outdoor experiences, and the tools necessary to integrate lessons into their science curriculum through a series of five workshops. Part of the project also involves the creation of "Investigation Boxes" that will include lessons and the materials needed to conduct the lessons in their classrooms or schoolyard.

5. NOAA – BWET: \$77,610 Science and Stewardship in the Heart of the Great Lakes

The primary goal of the project is to develop environmentally minded middle school students that have the knowledge and inclination to be stewards of their local watershed and recognize its place in the Great Lakes watershed. Under this goal, emerges two subgoals of the project:

- To develop in MCCSD middle school students, a lifelong connection to the Great Lakes, an understanding of the many roles and responsibilities each person has in stewardship of local and global environments, and how the practices of science can empower an understanding of and solve complex environmental challenges such as climate change.
- To develop in middle school teachers at MCCSD and across southeast Michigan, the knowledge and confidence about Great Lakes watersheds, climate change science, and incorporating MWEs to support authentic student engagement.



Pop up program: A Night with
Amphibians at Hudson Mills
Metropark.



School group animal program at
Wolcott Mill Metropark Farm
Center.





To: Board of Commissioners
From: Artina Carter, Chief of Diversity, Equity and Inclusion
Subject: Report – DEI Monthly Update
Date: April 4, 2025

Action Requested: Motion to Receive and File

That the Board of Commissioners receive and file the April 2025 DEI report as recommended by Chief of Diversity, Equity and Inclusion Artina Carter and staff.

Attachment: DEI Report



HURON-CLINTON METROPARKS

DEI MONTHLY REPORT

April 2025

Administrative Office
13000 High Ridge Drive
Brighton, MI 48114

DRAFT

METROPARKS.COM



LISTEN & CONNECT

- ☐ Create listening opportunities that help the Metroparks understand resident needs
- ☐ Increase access to Metroparks services for Wayne County and City of Detroit with a physical presence and customized programming
- ☒ Increase transparency and accountability for progress against goals and objectives through master and departmental plans that benchmark and measure progress
- ☐ Increase engagement with Metroparks services
- ☐ Increase access to Metroparks services for underserved communities with customized programming

MAINTAIN & INVEST

- ☐ Develop a formal partnership strategy using collective impact to amplify our resources and investments in Southeast Michigan and beyond
- ☐ Research opportunities for investment in capital projects
- ☐ Increase revenue from philanthropic and public sector sources
- ☐ Study revenue opportunities across current and new programs
- ☐ Build a portfolio of new services for hard to reach and underserved residents
- ☒ Create a talent strategy to attract and retain the intellectual and human capital needed to achieve the vision

CONSERVE & STEWARD

- ☐ Create a resiliency plan for built and natural environment by December of 2023
- ☐ Increase outdoor education opportunities with a focus of skill building for more effective and durable environmental stewardship

STRATEGIC PLAN

WHAT GOAL & OBJECTIVE DOES THIS MEET?

Listen & Connect

- Increase transparency and accountability for progress against goals and objectives through master and department plans that benchmark and measure progress.
 - Identified 2025 ADA initiatives per district with the ADA Compliance Team and park staff. This is in line with the ADA Transition Plan goal of addressing identified barriers while measuring and tracking progress.

Maintain & Invest

- Create a talent strategy to attract and retain the intellectual and human capital needed to achieve the vision.
 - Working with HR and Eastern District staff to develop sustainable seasonal employment recruitment strategies.
- Climate Action Plan (CAP); subcommittees meetings (subcommittees include)
 - Finance and Steering Committees (Artina)
 - Education (Maria and Shelby)
 - Schedule April lunch and learn on “Keep it Clean” campaign
 - Preservation and Conservation of Natural Resources (Maria)
 - Review metrics of success of Objective 5

DEI DEPARTMENT

MISCELLANEOUS

- Attended Strategic Framing for Climate Communication training (Artina) presented by the National Network for Ocean and Climate Change Interpretation (NNOCCI)
- Completed Certified Neurodiversity Professional certification (Maria and Shelby)
- Attended Beautiful Minds Conference at the University of Michigan, Ann Arbor which allowed for multidisciplinary connections to individuals working in neurodiversity through the exploration of topics such as Neurodiversity in the Workplace and Adaptive *Sports* (Shelby)
- Reviewed DEI Plan year 2
- Research on possible DEI training for Advisory Team.
- Hosted DEI Advisory Team meeting
- Attended March Operations meeting
- Registered for National ADA Symposium in Atlanta
- Served in the Review Team for proposals for our Community Needs Assessment
- Attended City Parks Alliance's *Creating a Strong Equity Message* webinar
- Attended the CAP Lunch & Learn RE: Community Engagement @ Eliza Howell Park

CROSS-DEPARTMENT COLLABORATIONS

- Worked through the ADA Compliance Team to Identify 2025 ADA initiatives by district
- Sponsored/Coordinated/Launched Neurodiversity training for DEI, Interpretative Services and HR staff
 - 57 Interpretative Services staff to complete Neurodiversity Sensory Awareness training
 - 13 Staff to complete Certified Neurodiversity Professional training
 - 2 Department Heads (DEI & IS), 7 Supervisors (IS & HR), and 3 Staff (DEI & HR) are participating in this training
- Active membership on Special Park District Forum committee

- Attended in-person full committee meeting
- Active membership on the Recreation Programming committee
 - Attended meeting focused on refining the committee's structure and metrics of success
 - Serve on Recreation Programming Committee
 - Serving on the Recreation Programming committee oversight team
- Active membership on Climate Action Committees
 - Steering committee
 - Finance
 - Education and Engagement
 - Preservation and Conservation of Natural Resources

COMMUNITY COLLABORATIONS

- Attended Ralph C. Wilson Jr. Centennial Park Community Meeting (Artina and Shelby)
- Connecting with organizations and partners to develop sustainable seasonal recruitment strategies in the Eastern District
- Connected with the Sterling Heights Public Library regarding collaborating on their Juneteenth programming.





HURON-CLINTON METROPOLITAN AUTHORITY

To: Board of Commissioners
From: Katie Carlisle, Chief of Natural Resources and Regulatory Compliance
Subject: Natural Resources Monthly Report
Date: April 2, 2025

Action Requested: Motion to Receive and File

That the Board of Commissioners receive and file April 2025 Natural Resources Report as recommended by Chief of Natural Resources and Regulatory Compliance, Katie Carlisle, and staff.



NATURAL RESOURCES MONTHLY REPORT

APRIL 2025

Administrative Office
13000 High Ridge Drive
Brighton, MI 48814



[METROPARKS.COM](https://www.metroparks.com)

LISTEN & CONNECT

- ☐ Create listening opportunities that help the Metroparks understand resident needs
- ☒ Increase access to Metroparks services for Wayne County and City of Detroit with a physical presence and customized programming
- ☒ Increase transparency and accountability for progress against goals and objectives through master and departmental plans that benchmark and measure progress
- ☐ Increase engagement with Metroparks services
- ☐ Increase access to Metroparks services for underserved communities with customized programming

MAINTAIN & INVEST

- ☐ Develop a formal partnership strategy using collective impact to amplify our resources and investments in Southeast Michigan and beyond
- ☐ Research opportunities for investment in capital projects
- ☐ Increase revenue from philanthropic and public sector sources
- ☐ Study revenue opportunities across current and new programs
- ☐ Build a portfolio of new services for hard to reach and underserved residents
- ☐ Create a talent strategy to attract and retain the intellectual and human capital needed to achieve the vision

CONSERVE & STEWARD

- ☐ Create a resiliency plan for built and natural environment by December of 2023
- ☒ Increase outdoor education opportunities with a focus of skill building for more effective and durable environmental stewardship

DESCRIPTION

Listen & Connect

Increase access to Metroparks services for Wayne County and City of Detroit with a physical presence and customized programming

- Natural Resources staff are planning for 2025 invasive species management in City of Detroit Parks. We will renew contracts for shrub/vine and phragmites management in addition to prescribed burning. Site visits are planned for spring with Detroit staff in order to best collaborate on stewardship projects.

Increase transparency and accountability for progress against goals and objectives through master and departmental plans that benchmark and measure progress

- We are drafting a Tree Standards and Site Restoration Plan, which will be used collaboratively between operations and other departments on projects throughout the park system. This document also helps achieve several Climate Action Goals.

Conserve & Steward

Increase outdoor education opportunities with a focus of skill building for more effective and durable environmental stewardship

- Natural Areas Crew hosts monthly volunteer workdays that are open to the public. At these workdays, volunteers learn about invasive species, the importance of managing them, and some best practices for taking care of their landscape.

SYSTEM-WIDE

ADMINISTRATIVE & COMPLIANCE

- Working with Maintenance Supervisors to determine eyewash stations needed for reach facility based on chemical inventories.
- Collaborating with IT on maps and forms for stormwater infrastructure inspections.
- Preparation for prescribed burn season has continued with finalizing prescriptions, obtaining burn permits, and communicating with contractors.
- Garnet Potter, NR Specialist, led chainsaw training for each district. The training included both a classroom and hands-on portion. Garnet and Nancy, EHS Specialist, will continue to work on standardizing chainsaw use through implementing organizational procedures.
- Katie Carlisle and Jennifer Jaworski presented to The Stewardship Network's monthly webcast on "Towards Sustainability: Developing a Comprehensive Climate Action Plan."



Figure 1: Garnet Potter leads chainsaw training in both classroom and field setting for full-time, provisional, and seasonal staff through the districts.

WESTERN DISTRICT

HURON MEADOWS METROPARK

- Contractor completed a prescribed fire in the high quality woodland on the south side of Hammel Road. This fire-adapted ecosystem has not been burned in recent years.

DEXTER-HURON METROPARK

- Natural Areas Crew surveyed for Lesser Celandine, a new invasive plant to Michigan, which often flowers in March in wet areas like floodplains. Additionally, they chemically treated early spring invasive plants like garlic mustard.

KENSINGTON METROPARK

- Natural Resources Crew continued working throughout the Black Locust disc golf course on brush mowing and tree removal.

INDIAN SPRINGS METROPARK

- Natural Resources Crew conducted prescribed burns in the restored prairies around the park office and discovery center. These burns are conducted early in the year as to not negatively impact the snake population.



Figure 2: Prescribed burns were completed early in the spring at Indian Springs Metropark to encourage native plants and discourage invasive shrubs.

EASTERN DISTRICT

STONY CREEK METROPARK

- Natural Areas Crew surveyed for and chemically treated early spring invasive plants like garlic mustard. Additionally, they seeded areas of previous chemical control in order to provide competition for remaining invasive plants.
- Contractor completed a prescribed fire in the Sheldon Woods.

LAKE ST CLAIR METROPARK

- In collaboration with the Michigan Natural Shoreline Partnership, HCMA was a site host for the Natural Shoreline Contractor Training. This classroom portion focused on best management practices, plant selection, and permitting for installing shorelines. The field portion will take place in June and will include installing a shoreline at Stony Creek's Eastwood Beach. This is the second year of this partnership.



Figure 3: Staff from EGLE explain permitting as it pertains to natural shoreline installation as part of the contractor training at Lake St Clair Metropark.

SOUTHERN DISTRICT

LOWER HURON METROPARK

- Natural Resources Crew completed a prescribed burn in native planting from 2021 near North Fishing, as it helps with the establishment of native plants.

OAKWOODS METROPARK

- Natural Areas Crew hosted a public workday with nine volunteers who helped remove invasive shrubs. This workday was in celebration of the International Day of Forests.

LAKE ERIE METROPARK

- Natural Resources Crew completed a few small prescribed burns around the golf course with the intention of removing phragmites biomass. This will open site lines and make future chemical treatment more effective.



Figure 4: Volunteers remove invasive shrubs from a woodland in celebration of International Day of Forests.

WHAT'S NEXT?

SYSTEM-WIDE

- Drafting Tree Standards and Site Restoration Plan, with assistance from Climate Action subcommittee.
- Coordinating the installation of eyewash stations and safety showers for facilities throughout the system.
- Updating Mow Plan prior to the start of spring mowing activities.
- Natural Areas Crew will assist with inspection of stormwater infrastructure such as catch basins and outlets.
- Removal of spring invasive species such as garlic mustard and dames rocket through mechanical and chemical control.

EASTERN DISTRICT

- A prescribed burn is to be completed in the planted prairies along the entrance road at Stony Creek Metropark.

WESTERN DISTRICT

- Preparing prescribed burn units at Kensington and Hudson Mills Metroparks.
- Finishing upgrades to the Black Locust Disc Golf Course.
- Removing trees around Skip's Landing to prepare for upcoming projects.
- Public volunteer workday is planned for Kensington Metropark in April in celebration of Earth Day.

SOUTHERN DISTRICT

- Prescribed burns are planned for Oakwoods Metropark.



9 - D - 1
Meeting of April 10, 2025

HURON-CLINTON METROPOLITAN AUTHORITY

To: Board of Commissioners
From: Mike Henkel, Chief of Engineering Services
Project No: 508-24-229 & 508-22-224
Project Title: Pickleball Court Construction & Accessible Access to Activity Center Shelter
Project Type: Capital Improvement
Location: Hudson Mills Metropark, Washtenaw County
Bids Received March 28, 2025
Date: April 3, 2025

Action Requested: Motion to Approve

That the Board of Commissioners award Contract No. 508-24-229 and 508-22-224 to the low responsive, responsible bidder, in the amount of \$726,743.00 and \$55,758.00 respectively and transfer \$15,758.00 from Fund balance to cover the remaining cost of project 508-22-224 as recommended by Chief of Engineering Services Mike Henkel and Staff.

Fiscal Impact: Donor funding for project 508-24-229 is in the amount of \$750,000.00 of which the remaining balance will be set aside for future maintenance. Project 508-22-224 is budgeted in the amount of \$40,000.00 and is \$15,758.00 overbudget. The utilization of Fund balance will be used cover the overbudget cost of \$15,758.00.

Scope of Work: Project 508-24-229 will construct 8 pickleball courts at the Activity Center site within Hudson Mills Metropark. The work will include earth excavation, site work, reinforced concrete placement, installation of culverts, fencing, court surfacing, shade structure, nets, and site restoration. Project 508-22-224 will construct a concrete walkway from the pickleball court to the existing shelter as well as an accessible grill pad.

Background: Due to the similarity of work both projects were let under one set of bid documents. This site had a tennis court that had been removed years prior due to the aging condition of the facility. Park staff last year were approached by a donor wishing to construct a pickleball court in the same area. Construction of the court along with the popularity of the sport will provide a desired amenity to this area. The access to the pickleball court also aided in the connectivity to the existing picnic shelter. The walkway to the shelter is identified on the capital project list for completion.

<u>Contractor</u>	<u>City</u>	<u>Amount</u>
T&M Asphalt Paving, Inc.	Milford	\$782,501.00
Verdeterre Contracting, Inc.	Belleville	\$794,474.16
Best Asphalt	Romulus	\$830,544.80
DMC Consultants Inc.	Detroit	\$982,958.05

Budget for Contract Services

Pickleball Court	\$0.00
Donor Funding	<u>\$750,000.00</u>
Net Funding	\$750,000.00

Work Order Amount

Pickleball Court 508-24-228	
Contract Amount T& M Asphalt 508-24-229	\$726,743.00
Contract Administration	<u>\$ 10,000.00</u>
Total Proposed Work Order Amount	\$736,743.00

Budget for Contract Service

Accessible Access to Activity Center Shelter 508-22-224	\$40,000.00
Fund Balance	<u>\$15,758.00</u>
Total	\$55,758.00

Work Order Amount

Contract Amount T& M Asphalt	\$55,758.00
Contract Administration	<u>\$ 5,000.00</u>
Total Proposed Work Order Amount (Rounded)	\$ 60,758.00

This project was reported and publicly advertised in the following construction reporting outlets: Michigan Inter-governmental trade network, MITN; Construction Association of Michigan, Construction Connect, Washtenaw Contractors Association, Builders Exchange of Lansing and Central Michigan.



PICKLEBALL COURT LOCATION PLAN

HUDSON MILLS METROPARK

NOVEMBER 4, 2024





HURON-CLINTON METROPOLITAN AUTHORITY

9 - D - 2
Meeting of April 10, 2025

To: Board of Commissioners
From: Mike Henkel, Chief of Engineering Services
Project No: 702-24-339
Project Title: Boardwalk Decking Replacement
Project Type: Major Maintenance
Location: Lake St. Clair, Macomb County
Date: April 10, 2025

Action Requested: Motion to Approve

That the Board of Commissioners approve a change order for Contract 702-24-339 in the amount of \$ 22,083.45 as recommended by Chief of Engineering Services Mike Henkel and Staff.

Fiscal Impact: The current project was approved in amount of \$254,265.28 and was \$25,734.72 under the budgeted amount of \$280,000.00.

Scope of work: The project includes the removal of the existing ramp structure.

Background: Once the decking was removed from the ending ramp section on the boardwalk, it was evident that some of the existing piles, bents, beams, and joists were deteriorated and could not be repaired to allow redecking. The change order cost is to remove and dispose of the deteriorated ramp structural components. The reconstruction of the ramp will take place at a future date once a new design can be completed. In the interim the existing railing will be installed across the boardwalk before the ramp. This will create a temporary dead until the ramp can be reconstructed but allowing usage of the boardwalk up to that point. Staff is bringing this to the Board for approval even though it is under the \$25,000.00 threshold. This approval will advert any delay in finishing project due to the timing of the upcoming completion and if any additional unforeseen work.





HURON-CLINTON METROPARKS MONTHLY STATISTICS

March, 2025

PARK	MONTHLY VEHICLE ENTRIES				MONTHLY TOLL REVENUE			
	Current	Previous	Prev 3 Yr Avg	Change from Average	Current	Previous	Prev 3 Yr Avg	Change from Average
Lake St Clair	27,006	24,571	22,801	18%	\$ 111,041	\$ 88,772	\$ 82,249	35%
Wolcott Mill	3,177	2,792	3,068	4%	\$ 2,216	\$ 5,795	\$ 2,951	-25%
Stony Creek	30,148	31,075	27,713	9%	\$ 145,766	\$ 145,818	\$ 124,458	17%
Indian Springs	4,616	4,630	4,048	14%	\$ 25,081	\$ 19,947	\$ 18,032	39%
Kensington	51,324	49,919	46,754	10%	\$ 213,228	\$ 185,709	\$ 164,362	30%
Huron Meadows	5,485	4,514	4,110	33%	\$ 2,256	\$ 3,575	\$ 2,267	0%
Hudson Mills	16,017	15,813	15,437	4%	\$ 38,170	\$ 33,558	\$ 36,074	6%
Lower Huron/Willow/Oakwoods	37,490	38,218	38,241	-2%	\$ 42,000	\$ 33,323	\$ 32,545	29%
Lake Erie	13,747	11,059	11,213	23%	\$ 65,693	\$ 54,154	\$ 45,901	43%
Monthly TOTALS	189,010	182,591	173,385	9%	\$ 645,451	\$ 570,651	\$ 508,840	27%

PARK	Y-T-D VEHICLE ENTRIES				Y-T-D TOLL REVENUE			
	Current	Previous	Prev 3 Yr Avg	Change from Average	Current	Previous	Prev 3 Yr Avg	Change from Average
Lake St Clair	70,029	62,073	61,109	15%	\$ 315,360	\$ 260,318	\$ 259,699	21%
Wolcott Mill	7,426	6,649	7,715	-4%	\$ 2,947	\$ 7,611	\$ 4,256	-31%
Stony Creek	66,829	75,361	71,306	-6%	\$ 330,426	\$ 399,028	\$ 378,380	-13%
Indian Springs	9,761	11,242	10,275	-5%	\$ 50,552	\$ 51,615	\$ 49,995	1%
Kensington	125,220	121,547	120,006	4%	\$ 451,461	\$ 514,582	\$ 490,930	-8%
Huron Meadows	17,743	13,349	15,329	16%	\$ 33,445	\$ 22,753	\$ 30,586	9%
Hudson Mills	34,257	39,802	38,598	-11%	\$ 85,713	\$ 93,348	\$ 95,575	-10%
Lower Huron/Willow/Oakwoods	91,442	99,981	99,290	-8%	\$ 102,372	\$ 98,088	\$ 103,669	-1%
Lake Erie	31,294	27,569	27,902	12%	\$ 129,173	\$ 130,761	\$ 119,436	8%
Monthly TOTALS	454,001	457,573	451,532	1%	\$ 1,501,449	\$ 1,578,104	\$ 1,532,526	-2%

PARK	MONTHLY PARK REVENUE				Y-T-D PARK REVENUE			
	Current	Previous	Prev 3 Yr Avg	Change from Average	Current	Previous	Prev 3 Yr Avg	Change from Average
Lake St Clair	\$ 138,258	\$ 118,011	\$ 112,288	23%	\$ 490,855	\$ 481,893	\$ 373,623	31%
Wolcott Mill	\$ 17,303	\$ 14,163	\$ 10,449	66%	\$ 29,384	\$ 26,478	\$ 24,444	20%
Stony Creek	\$ 208,474	\$ 204,469	\$ 165,015	26%	\$ 420,094	\$ 509,599	\$ 465,518	-10%
Indian Springs	\$ 56,203	\$ 46,302	\$ 35,708	57%	\$ 108,959	\$ 93,871	\$ 84,356	29%
Kensington	\$ 284,775	\$ 283,838	\$ 241,704	18%	\$ 645,915	\$ 743,364	\$ 681,669	-5%
Huron Meadows	\$ 27,377	\$ 53,821	\$ 22,864	20%	\$ 112,231	\$ 93,514	\$ 86,940	29%
Hudson Mills	\$ 63,794	\$ 64,223	\$ 55,473	15%	\$ 122,361	\$ 137,907	\$ 128,260	-5%
Lower Huron/Willow/Oakwoods	\$ 58,468	\$ 83,339	\$ 59,528	-2%	\$ 134,945	\$ 167,677	\$ 147,164	-8%
Lake Erie	\$ 101,094	\$ 104,926	\$ 71,279	42%	\$ 172,928	\$ 187,406	\$ 147,646	17%
Y-T-D TOTALS	\$ 955,745	\$ 973,092	\$ 774,309	23%	\$ 2,237,672	\$ 2,441,708	\$ 2,139,620	5%

District	Y-T-D Vehicle Entries by Management Unit				Y-T-D Total Revenue by Management Unit			
	Current	Previous	Prev 3 Yr Avg	Change from Average	Current	Previous	Prev 3 Yr Avg	Change from Average
Eastern	144,284	144,083	140,131	3%	940,333	1,017,969	863,585	9%
Western	186,981	185,940	184,208	2%	989,466	1,068,656	981,225	1%
Southern	122,736	127,550	127,193	-4%	307,873	355,084	294,810	4%

HURON-CLINTON METROPARKS MONTHLY STATISTICS

March, 2025

GOLF THIS MONTH	MONTHLY ROUNDS				MONTHLY REVENUE			
	Current	Previous	Prev 3 Yr Avg	Change from Average	Current	Previous	Prev 3 Yr Avg	Change from Average
Stony Creek	233	210	70	233%	\$ 9,972	\$ 6,207	\$ 2,069	382%
Indian Springs	631	406	143	341%	\$ 21,959	\$ 14,872	\$ 5,579	294%
Kensington	513	1,316	439	17%	\$ 17,669	\$ 45,824	\$ 15,892	11%
Huron Meadows	668	1,427	484	38%	\$ 23,025	\$ 49,606	\$ 17,394	32%
Hudson Mills	490	624	211	133%	\$ 14,695	\$ 16,306	\$ 5,650	160%
Willow	130	1,182	394	-67%	\$ 3,900	\$ 39,793	\$ 13,264	-71%
Lake Erie	827	1,241	416	99%	\$ 25,654	\$ 36,700	\$ 12,327	108%
Total Regulation	3,492	6,406	2,156	62%	\$ 116,874	\$ 209,308	\$ 72,175	62%
LSC Par 3	0	0	0	-	\$ -	\$ -	\$ -	-
LSC Foot Golf	0	0	0	-	\$ -	\$ -	\$ -	-
Total Golf	3,492	6,406	2,156	62%	\$ 116,874	\$ 209,308	\$ 72,175	62%

GOLF Y-T-D	GOLF ROUNDS Y-T-D				GOLF REVENUE Y-T-D			
	Current	Previous	Prev 3 Yr Avg	Change from Average	Current	Previous	Prev 3 Yr Avg	Change from Average
Stony Creek	233	210	70	233%	\$ 9,972	\$ 6,207	\$ 2,069	382%
Indian Springs	631	406	143	341%	\$ 21,959	\$ 14,872	\$ 5,579	294%
Kensington	513	1,316	439	17%	\$ 17,669	\$ 46,894	\$ 16,249	9%
Huron Meadows	668	1,427	484	38%	\$ 23,025	\$ 53,862	\$ 18,813	22%
Hudson Mills	490	624	211	133%	\$ 14,695	\$ 16,306	\$ 5,650	160%
Willow	130	1,182	394	-67%	\$ 3,900	\$ 40,488	\$ 13,496	-71%
Lake Erie	827	1,241	416	99%	\$ 25,654	\$ 37,621	\$ 12,634	103%
Total Regulation	3,492	6,406	2,156	62%	\$ 116,874	\$ 216,250	\$ 74,489	57%
LSC Par 3	0	0	0	-	\$ -	\$ -	\$ -	-
LSC Foot Golf	0	0	0	-	\$ -	\$ -	\$ -	-
Total Golf	3,492	6,406	2,156	62%	\$ 116,874	\$ 216,250	\$ 74,489	57%

AQUATICS THIS MONTH	PATRONS THIS MONTH				MONTHLY REVENUE			
	Current	Previous	Prev 3 Yr Avg	Change from Average	Current	Previous	Prev 3 Yr Avg	Change from Average
Lake St. Clair	0	0	0	-	\$ -	\$ -	\$ -	-
Stony Creek Rip Slide	0	0	0	-	\$ -	\$ -	\$ -	-
KMP Splash	0	0	0	-	\$ 200	\$ 1,000	\$ 533	-63%
Lower Huron	0	0	0	-	\$ -	\$ -	\$ -	-
Willow	0	0	0	-	\$ -	\$ -	\$ 67	-
Lake Erie	0	0	0	-	\$ -	\$ -	\$ -	-
TOTALS	0	0	0	-	\$ 200	\$ 1,000	\$ 600	-67%

AQUATICS Y-T-D	PATRONS Y-T-D				REVENUE Y-T-D			
	Current	Previous	Prev 3 Yr Avg	Change from Average	Current	Previous	Prev 3 Yr Avg	Change from Average
Lake St. Clair	0	0	0	-	\$ -	\$ -	\$ -	-
Stony Creek Rip Slide	0	0	0	-	\$ -	\$ -	\$ -	-
KMP Splash	0	0	0	-	\$ 1,000	\$ 1,260	\$ 687	46%
Lower Huron	0	0	0	-	\$ -	\$ -	\$ -	-
Willow	0	0	0	-	\$ -	\$ -	\$ 67	-
Lake Erie	0	0	0	-	\$ -	\$ -	\$ -	-
TOTALS	0	0	0	-	\$ 1,000	\$ 1,260	\$ 753	33%

HURON-CLINTON METROPARKS MONTHLY STATISTICS

March, 2025

PARK	Seasonal Activities this Month				Monthly Revenue			
	Current	Previous	Prev 3 Yr Avg	Change from Average	Current	Previous	Prev 3 Yr Avg	Change from Average
Lake St. Clair								
Welsh Center	5	7	6	-12%	\$ 8,100	\$ 11,600	\$ 8,933	-9%
Shelters	43	40	47	-8%	\$ 10,475	\$ 9,013	\$ 10,510	0%
Boat Launches	6	50	33	-82%	\$ -	\$ -	\$ -	-
Marina	0	0	0	-	\$ -	\$ -	\$ 1,333	-
Mini-Golf	0	0	0	-	\$ -	\$ -	\$ -	-
Stony Creek								
Disc Golf Daily	0	0	178	-	\$ -	\$ -	\$ 568	-
Disc Golf Annual	14	18	20	-30%	\$ 840	\$ 1,080	\$ 1,200	-30%
Total Disc Golf	14	18	198	-93%	\$ 840	\$ 1,080	\$ 1,768	-52%
Shelters	46	49	53	-13%	\$ 10,425	\$ 11,025	\$ 11,850	-12%
Boat Rental	0	0	0	-	\$ -	\$ -	\$ -	-
Indian Springs								
Shelters	5	9	6	-21%	\$ 900	\$ 750	\$ 842	7%
Event Room	3	4	3	-10%	\$ 7,400	\$ 8,700	\$ 9,567	-23%
Kensington								
Disc Golf Daily	1,023	1,093	825	24%	\$ 3,146	\$ 4,112	\$ 2,802	12%
Disc Golf Annual	100	91	74	35%	\$ 5,880	\$ 5,340	\$ 4,353	35%
Total Disc Golf	1,123	1,184	900	25%	\$ 9,026	\$ 9,452	\$ 7,155	26%
Shelters	60	58	55	10%	\$ 12,963	\$ 12,150	\$ 11,800	10%
Boat Rental	0	0	0	-	\$ -	\$ -	\$ -	-
Huron Meadows								
Shelters	2	3	4	-45%	\$ 400	\$ 500	\$ 700	-43%
Hudson Mills								
Disc Golf Daily	409	724	626	-35%	\$ 1,227	\$ 2,172	\$ 1,878	-35%
Disc Golf Annual	60	27	26	131%	\$ 3,440	\$ 1,580	\$ 1,520	126%
Total Disc Golf	469	751	652	-28%	\$ 4,667	\$ 3,752	\$ 3,398	37%
Shelters	12	12	11	13%	\$ 2,300	\$ 2,200	\$ 2,033	13%
Canoe Rental	0	0	0	-	\$ -	\$ -	\$ -	-
Lower Huron / Willow / Oakwoods								
Disc Golf Daily	15	37	27	-44%	\$ 45	\$ 111	\$ 80	-44%
Disc Golf Annual	0	0	1	-	\$ -	\$ -	\$ 53	-
Total Disc Golf	15	37	28	-46%	\$ 45	\$ 111	\$ 133	-66%
Shelters	42	37	39	9%	\$ 9,650	\$ 7,350	\$ 9,183	5%
Lake Erie								
Shelters	4	12	8	-50%	\$ 800	\$ 2,250	\$ 1,417	-44%
Boat Launches	1,183	1,203	141	739%	\$ -	\$ -	\$ -	-
Marina	0	0	0	-	\$ 8,058	\$ 11,523	\$ 11,197	-28%

HURON-CLINTON METROPARKS MONTHLY STATISTICS

March, 2025

PARK	Seasonal Activities Y-T-D				Seasonal Revenue Y-T-D			
	Current	Previous	Prev 3 Yr Avg	Change from Average	Current	Previous	Prev 3 Yr Avg	Change from Average
Lake St. Clair								
Welsh Center	8	23	15	-45%	\$ 17,900	\$ 29,800	\$ 22,633	-21%
Shelters	74	93	91	-19%	\$ 21,138	\$ 20,263	\$ 21,932	-4%
Boat Launches	6	58	38	-84%	\$ -	\$ -	\$ -	-
Marina	0	0	0	-	\$ -	\$ -	\$ 1,333	-
Mini-Golf	0	0	0	-	\$ -	\$ -	\$ -	-
Stony Creek								
Disc Golf Daily	0	0	178	-	\$ -	\$ -	\$ 568	-
Disc Annual	22	39	36	-39%	\$ 1,320	\$ 2,340	\$ 2,180	-39%
Total Disc Golf	22	39	214	-90%	\$ 1,320	\$ 2,340	\$ 2,748	-52%
Shelters	89	131	121	-26%	\$ 20,001	\$ 29,363	\$ 27,163	-26%
Boat Rental	0	0	0	-	\$ -	\$ -	\$ -	-
Boat Launches	85	65	66	29%	\$ -	\$ -	\$ -	-
Indian Springs								
Shelters	7	14	14	-51%	\$ 1,300	\$ 1,950	\$ 2,400	-46%
Event Room	11	8	8	32%	\$ 29,400	\$ 16,900	\$ 22,017	34%
Kensington								
Disc Golf Daily	1,024	1,093	886	16%	\$ 3,151	\$ 4,112	\$ 2,980	6%
Disc Annual	104	105	93	12%	\$ 6,080	\$ 6,160	\$ 5,453	11%
Total Disc Golf	1,128	1,198	979	15%	\$ 9,231	\$ 10,272	\$ 8,433	9%
Shelters	108	143	124	-13%	\$ 22,775	\$ 29,838	\$ 27,417	-17%
Boat Rental	0	0	0	-	\$ -	\$ -	\$ -	-
Huron Meadows								
Shelters	6	7	9	-33%	\$ 900	\$ 1,300	\$ 1,700	-47%
Hudson Mills								
Disc Golf Daily	547	1,136	910	-40%	\$ 1,641	\$ 3,408	\$ 2,729	-40%
Disc Annual	93	94	74	26%	\$ 5,320	\$ 5,240	\$ 4,220	26%
Total Disc Golf	640	1,230	984	-35%	\$ 6,961	\$ 8,648	\$ 6,949	0%
Shelters	30	31	28	6%	\$ 5,500	\$ 5,500	\$ 5,200	6%
Canoe Rental	0	0	0	-	\$ -	\$ -	\$ -	-
Lower Huron / Willow / Oakwoods								
Disc Golf Daily	53	120	97	-45%	\$ 159	\$ 360	\$ 391	-59%
Disc Annual	3	3	5	-36%	\$ 120	\$ 160	\$ 240	-50%
Total Disc Golf	56	123	102	-45%	\$ 279	\$ 520	\$ 631	-56%
Shelters	94	98	92	2%	\$ 21,125	\$ 20,100	\$ 20,342	4%
Lake Erie								
Shelters	9	16	9	0%	\$ 1,900	\$ 3,250	\$ 1,917	-1%
Boat Launches	1,571	1,879	1,116	41%	\$ -	\$ -	\$ -	-
Marina	0	0	0	-	\$ 14,333	\$ 14,078	\$ 12,149	18%

PARK	Cross Country Ski Rental this Month				Cross Country Ski Rental Y-T-D			
	Current	Previous	Prev 3 Yr Avg	Change from Average	Current	Previous	Prev 3 Yr Avg	Change from Average
Stony Creek	\$ -	\$ -	\$ -	-	\$ 5,684	\$ 1,550	\$ 5,740	-1%
Kensington	\$ -	\$ -	\$ 243	-	\$ 7,420	\$ 4,789	\$ 9,708	-24%
Huron Meadows	\$ 1,616	\$ -	\$ 2,603	-38%	\$ 51,298	\$ 15,147	\$ 35,546	44%

PARK	Winter Sports this Month				Winter Sports Y-T-D			
	Current	Previous	Prev 3 Yr Avg	Change from Average	Current	Previous	Prev 3 Yr Avg	Change from Average
Lake St. Clair								
XC Skiers	0	0	0	-	0	0	28	-
Ice Skaters	0	0	0	-	10	35	126	-92%
Sledders	0	0	0	-	0	43	322	-
Ice Fishermen	1,192	0	108	1000%	10,566	985	2,395	341%
Stony Creek								
XC Skiers	0	0	0	-	265	99	548	-52%
Ice Skaters	0	0	0	-	50	0	8	525%
Sledders	0	0	0	-	508	57	442	15%
Ice Fishermen	0	0	8	-	203	39	132	53%
Indian Springs								
XC Skiers	0	0	3	-	0	225	201	-
Sledders	0	0	6	-	0	334	505	-
Kensington								
XC Skiers	0	0	25	-	873	471	971	-10%
Ice Skaters	0	0	0	-	0	3	26	-
Sledders	0	0	117	-	4,369	1,515	2,912	50%
Ice Fishermen	0	0	0	-	309	0	85	264%
Huron Meadows								
XC Skiers	264	0	336	-21%	6,060	1,495	4,126	47%
Ice Fishermen	0	0	0	-	0	0	0	-
Hudson Mills								
XC Skiers	0	0	0	-	0	150	288	-
Willow								
XC Skiers	0	0	0	-	4	3	25	-84%
Sledders	0	0	27	-	354	41	1,070	-67%
Lake Erie								
XC Skiers	0	0	0	-	0	0	8	-
Sledders	0	0	6	-	40	31	100	-60%
Ice Fishing	108	0	102	6%	4,055	407	1,999	103%

INTERPRETIVE FACILITIES

PARK	Monthly Patrons Served				YTD Patrons Served			
	(total program participants and non-program visitors)				(total program participants and non-program visitors)			
	Current	Previous	Prev 3 Yr Avg	Change from Average	Current	Previous	Prev 3 Yr Avg	Change from Average
Lake St Clair	11,845	12,259	10,808	10%	21,606	26,535	23,236	-7%
Wolcott Mill	2,820	2,568	2,993	-6%	6,472	6,630	6,735	-4%
Wolcott Farm	4,282	5,418	3,978	8%	7,001	8,263	6,727	4%
Stony Creek	11,792	14,526	12,229	-4%	25,360	32,556	28,784	-12%
Eastern Mobile Center	337	534	470	-28%	1,303	1,497	1,379	-6%
Indian Springs	2,567	4,287	3,150	-18%	6,291	8,451	7,344	-14%
Kens NC	23,416	23,578	23,604	-1%	52,232	64,595	60,764	-14%
Kens Farm	23,203	16,408	18,740	24%	35,683	38,936	37,192	-4%
Western Mobile Center	802	904	983	-18%	2,112	1,779	2,200	-4%
Hudson Mills	7,506	4,884	5,633	33%	16,653	10,021	12,147	37%
Oakwoods	12,762	11,596	11,973	7%	32,865	34,544	33,182	-1%
Lake Erie	13,269	13,049	12,524	6%	37,517	38,104	36,462	3%
Southern Mobile Center	1,629	2,524	1,850	-12%	4,347	5,052	4,243	2%
Totals	116,230	112,535	108,933	7%	249,442	276,963	260,397	-4%

PARK	Monthly Revenue				YTD Revenue			
	Current	Previous	Prev 3 Yr Avg	Change from Average	Current	Previous	Prev 3 Yr Avg	Change from Average
Lake St Clair	\$ 3,812	\$ 3,424	\$ 2,203	73%	\$ 7,075	\$ 6,430	\$ 4,375	62%
Wolcott Mill	\$ 201	\$ 5,428	\$ 3,048	-93%	\$ 201	\$ 5,428	\$ 3,474	-94%
Wolcott Farm	\$ 8,405	\$ 1,957	\$ 2,315	263%	\$ 16,659	\$ 7,796	\$ 6,448	158%
Wagon Rides	\$ -	\$ -	\$ -	-	\$ -	\$ -	\$ -	-
FARM TOTAL	\$ 11,721	\$ 2,852	\$ 4,502	160%	\$ 22,544	\$ 13,266	\$ 14,152	59%
Stony Creek	\$ 6,108	\$ 6,428	\$ 3,221	90%	\$ 12,069	\$ 10,211	\$ 5,503	119%
Eastern Mobile Center	\$ 1,525	\$ 1,007	\$ 641	138%	\$ 4,632	\$ 4,552	\$ 2,414	92%
Indian Springs	\$ 864	\$ 2,033	\$ 1,853	-53%	\$ 5,732	\$ 8,534	\$ 4,386	31%
Kens NC	\$ 6,248	\$ 6,453	\$ 4,579	36%	\$ 13,275	\$ 10,743	\$ 8,224	61%
Kens Farm	\$ 10,525	\$ 10,963	\$ 15,065	-30%	\$ 25,153	\$ 21,092	\$ 21,414	17%
Wagon Rides	\$ 1,580	\$ -	\$ 217	629%	\$ 1,636	\$ 543	\$ 871	88%
FARM TOTAL	\$ 12,659	\$ 10,963	\$ 15,282	-17%	\$ 27,343	\$ 22,280	\$ 22,499	22%
Western Mobile Center	\$ 1,475	\$ 650	\$ 617	139%	\$ 2,450	\$ 2,864	\$ 2,544	-4%
Hudson Mills	\$ 2,881	\$ 6,340	\$ 5,062	-43%	\$ 5,721	\$ 9,817	\$ 8,506	-33%
Oakwoods	\$ 802	\$ 1,064	\$ 956	-16%	\$ 2,182	\$ 2,292	\$ 1,962	11%
Lake Erie	\$ 689	\$ 900	\$ 605	14%	\$ 1,738	\$ 2,476	\$ 1,865	-7%
Southern Mobile Center	\$ 855	\$ 1,128	\$ 518	65%	\$ 3,630	\$ 2,915	\$ 2,322	56%
Totals	\$ 49,840	\$ 48,669	\$ 43,087	16%	\$ 108,593	\$ 101,809	\$ 82,225	32%

BREAKDOWN OF ATTENDANCE	ON-SITE Programs and Attendance				OFF-SITE Programs and Attendance			
	CURRENT YEAR		PREVIOUS YEAR		CURRENT YEAR		PREVIOUS YEAR	
	Programs	Attendance	Programs	Attendance	Programs	Attendance	Programs	Attendance
Lake St Clair	25	431	18	333	1	14	8	274
Wolcott Mill	-	-	-	-	-	-	-	-
Wolcott Farm	13	1,045	36	1,506	-	-	-	-
Stony Creek	23	324	38	1,005	-	90	-	220
Eastern Mobile Center					9	200	14	330
Indian Springs	3	44	4	240	-	-	-	-
Kens NC	28	637	25	424	-	-	-	-
Kens Farm	159	5,837	93	1,786	3	80	-	-
Western Mobile Center					43	802	24	904
Hudson Mills	12	506	42	1,384	-	-	-	-
Oakwoods	15	434	9	295	6	324	1	56
Lake Erie	8	150	13	245	-	-	1	84
Southern Mobile Center					40	1,629	66	2,524
Totals	286	9,408	278	7,218	102	3,139	114	4,392
BREAKDOWN OF ATTENDANCE	OTHER VISITORS (Non-programs)							
	Current	Previous						
Lake St Clair	11,400	11,652						
Wolcott Mill	2,820	2,568						
Wolcott Farm	3,237	3,912						
Stony Creek	11,378	13,301						
Indian Springs	2,523	4,047						
Kens NC	22,779	23,154						
Kens Farm	17,286	14,622						
Hudson Mills	7,000	3,500						
Oakwoods	12,004	11,245						
Lake Erie	13,119	12,720						
Totals	103,546	100,721						

"ON-SITE" - Statistics includes both programs offered to the public and programs offered to school and scout groups.

"OFF-SITE" - Statistics includes outreach programs at schools, special events such as local fairs, or outdoor related trade shows.

"OTHER VISITORS" - Represents patrons to interpretive centers who visit to view exhibits, walk trails, and generally just enjoy the outdoors.