

SHELLS SCALES AND POLLYWOG TAILS

Dear Teachers,

When the Metroparks Mobile Learning Center visits your school, your students will have fun learning about amphibians and reptiles found in Michigan. Below is an outline of the activities your students will be engaged in during the "Shells, Scales and Pollywog Tails" program. Pre-visit activities are provided to prepare your students for the information we will cover.

School-visit Program Outline:

- Read Story One Frog Sang Shirley Parenteau
- Puppet show
- Frog Life Cycle
- Sing My Brother Eats Bugs
- Bring out live frog and toad
- Sing Amphibian song
- Bring out live salamander
- Show and discuss turtle shells
- Bring out live painted turtle
- Bring out live box turtle
- Discuss snakes and snake skin
- Bring out live corn snake

Songs for Pond-Life or Shells, Scales and Pollywog tails

Amphibian Song:

Frogs and Toads and Salamanders
Frogs and Toads and Salamanders
Frogs and Toads and Salamanders
Are Amphibians, cha, cha, cha.

Reptile Song:

(Sung to the tune of Twinkle, Twinkle Little Star)

Reptiles they have many scales
Some reptiles have long, long tails.
They lay eggs and like the sun.
Some have legs, and some have none.
Reptiles they have many scales
Some reptiles have long, long tails.

My Brother Eats Bugs

Chorus:

My brother eats bugs
Grasshoppers, crickets and grubs
Butterfly wings, and other gross things
My brother eats bugs

Verse 1

There's no holes in my sweater that moths might have made
We never flypaper, we never need Raid
You come into our kitchen and you won't see a fly
There's no worms in our garden, and I'll tell you why...

Chorus

Verse 2

When we got fishin' it's one thing i hate
We never catch nothin' cause he eats all the bait!
When we go on a picnic, you know what he'll do?
If there's any ants, well he'll eat them too!

Chorus

"What Am I?"



Instructions: This game is meant to get children thinking about the kinds of animals we will discuss during the program. It also will introduce animals that the students may not be very familiar with, but that are central to the lesson we will be giving. If possible, print out the images beforehand or display them on a projector so the children can have options to point to if they do not know the name of the animal.

Snake clues: I am a reptile with a very long, scaly body. I like to slither to move around. A lot of people seem to be afraid of me, but I promise I'm nice! What am I?

Salamander clues: I look a lot like a lizard but am an amphibian. I have a very long tail and four legs. I spend a lot of my free time in hiding in wet dirt. What am I?


Frog clues: I am an amphibian that comes in all different colors. My hobbies include hopping around and sticking my tongue out as far as I can. People think that all I say is "ribbit, ribbit" but I can make other noises too!

Turtle clues: I am a reptile known for moving very slowly, but sometimes I can actually be quick, like when I'm in the water. I have a hard shell that I hide in when I am scared. What am I?




COLOR THE MICHIGAN REPTILES AND AMPHIBIANS


Reptiles



skink




box turtle




painted turtle



rattlesnake




snapping turtle




red-bellied snake

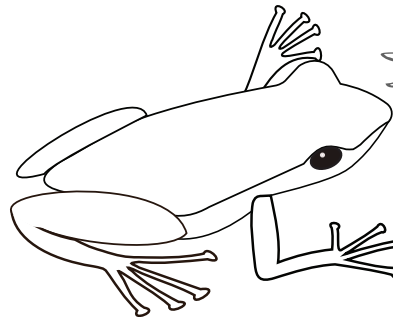
Amphibians



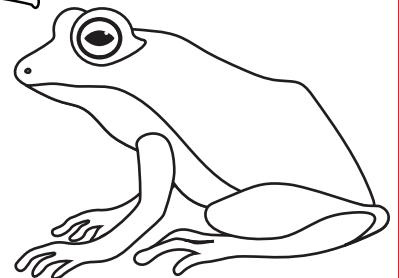
spotted salamander




bullfrog



spring peeper



gray treefrog



red eft



American Toad