

AGENDA
Huron-Clinton Metropolitan Authority
Board of Commission Meeting
April 12, 2018 – 10:30 a.m.
Indian Springs Metropark – Environmental Discovery Center

1. Chairman's Statement
2. Public Participation
3. Approval – March 8, 2018 Public Hearing and Regular Meeting Minutes
4. Approval – April 12, 2018 Full Agenda
5. Approval – Director Appointment and Approval of Employment Agreement

Consent Agenda

6. **Approval – April 12, 2018 Consent Agenda**
 - a. Approval – March 2018 Financial Statements and Payment Registers
 - b. Approval – March 2018 Appropriation Adjustments **pg. 1**
 - c. Purchases
 1. Grounds and Golf Course Mowers/Equipment, Various Locations **pg. 5**
 2. Aquatic Pest Control, Various Locations **pg. 9**
 3. Outdoor Walk-in Freezer, Lower Huron Metropark **pg. 11**
 4. Outdoor Furnishings, All Locations **pg. 12**
 5. Load and Pack Vehicle, Kensington Metropark **pg. 15**
 6. Police Pontoon, Stony Creek **pg. 17**
 7. Computers, Engineering, Planning and Natural Resources Departments **pg. 19**
 - d. Report – Over \$10,000 **pg. 21**
 - e. Approval – Playground Mulch Installation **pg. 23**

Regular Agenda

7. **Reports**
 - A. *Administrative Department*
 1. Approval – Credit Card Acceptance Policy **pg. 25**
 2. Approval – Reappointment of Retiree Representative for Pension/RHCT **pg. 29**
 - B. *Planning Department*
 1. Approval – Playground Redevelopment, Wolcott Mill Metropark **pg. 31**
 - C. *Engineering Department*
 1. Bids – Clean, Televisé and Assess Storm Sewer System, Various Locations **pg. 41**
 2. Approval – Change Order, Systemwide Fiber Optic Infrastructure Connectivity, All Locations **pg. 43**
 3. Approval – Golf Course Pump House Intake Repair, Lake Erie Metropark **pg. 45**
 4. Approval – Change Order, EDC HVAC Control System Replacement, Indian Springs Metropark **pg. 47**
8. Other Business
9. Staff Leadership Update
10. Commissioner Comments
11. Motion to Adjourn

The next regular Metroparks Board meeting will take place
Thursday, May 10, 2018 – 10:30 a.m.
Willow Metropark – Pool Food Bar Area



HURON-CLINTON METROPOLITAN AUTHORITY

To: Board of Commissioners
From: Rebecca Franchock, Supervisor of Budget and Payroll
Subject: Approval – March Appropriation Adjustments
Date: April 5, 2018

Action Requested: Motion to Approve

That the Board of Commissioners' approve the March 2018 Appropriation Adjustments as recommended by Supervisor of Budget and Payroll Rebecca Franchock and staff.

Background: The Metroparks ERP system provides a work-flow process to facilitate departmental budget management. Requested transfers are initiated by department staff and routed to the appropriate department head/district superintendent for review and approval. Finance provides a final review of the approved requests to verify that they do not negatively impact Fund Balance.

For the month of March, \$31,638 represents funds transferred within and between the departments to cover over budget accounts or to move funds to the correct account. In addition, \$3,192 has been received from the Foundation, related increases to expenditures accounts totaled \$1,617 resulting in a net positive affect on Fund Balance of \$1,575. The net impact on Fund Balance is a decrease of \$38,400.

Attachment: March Appropriation Adjustments

Huron-Clinton Metroparks

March 2018 Appropriation Transfer Summary

<u>Expense Accounts</u>		Location	Increase	Decrease	Difference
Capital	Lake St. Clair	\$ 40,400	\$ 40,400	\$ -	
	Stony Creek	16,100	16,100	\$ -	
	Total	\$ 56,500	\$ 56,500	\$ -	
Major Maintenance	Lake St. Clair	\$ 11,450	\$ 11,450	\$ -	
	Kensington	23,730	30,430	(6,700)	
	Lower Huron	11,000	15,400	(4,400)	
	Hudson Mills	25,000	43,735	(18,735)	
	Stony Creek	-	6,700	(6,700)	
	Lake Erie	50,750	12,350	38,400	
	Wolcott Mill	-	4,400	(4,400)	
	Huron Meadows	37,470	18,735	18,735	
	Total	\$ 159,400	\$ 143,200	\$ 16,200	
Operations	Lake St. Clair	\$ 4,400	\$ 4,400	\$ -	
	Kensington	6,700	-	6,700	
	Lower Huron	7,337	1,950	5,387	
	Stony Creek	6,800	100	6,700	
	Lake Erie	2,000	2,000	-	
	Wolcott Mill	5,000	600	4,400	
	Total	\$ 32,237	\$ 9,050	\$ 23,187	
Administrative Office	Administrative		\$ 987	\$ (987)	
	Total	\$ -	\$ 987	\$ (987)	
Total Expense		\$ 248,137	\$ 209,737	\$ 38,400	



HURON-CLINTON METROPOLITAN AUTHORITY

To: Board of Commissioners
 From: Heidi Dziak, Senior Buyer
 Project No: (ITB) #2018-007
 Project Title: Purchase – Grounds and Golf Course Mowers/Equipment
 Location: Lake St. Clair, Wolcott Mill, Stony Creek, Kensington, Huron Meadows, Lower Huron/Willow/Oakwoods Metroparks
 Date: April 5, 2018

Action Requested: Motion to Approve

That the Board of Commissioners' approve purchases per ITB 2018-017 to the responsive, responsible bidders offering the best value, as indicated below, for the purchase of the following outdoor furnishings for a total spend of \$171,636.91 as recommended by Senior Buyer Heidi Dziak and staff.

- Award of a purchase order in the amount of \$121,964.91 to Spartan Distributors of Auburn Hills, Michigan for three (3) Toro Greensmaster 3150Q mowers and four (4) Toro debris blowers with 10-gallon fuel tanks.
- Award of a purchase order in the amount of \$24,556.00 to D&G Equipment of Williamston, Michigan for one (1) 2018 Exmark Z-turn mower and one (1) 2017 Exmark Z-turn mower.
- Award of a purchase order in the amount of \$12,558.00 to Weingartz Supply of Farmington Hills, Michigan for one (1) 2018 Exmark Z-turn mower.
- Award of a purchase order in the amount of \$12,558.00 to Weingartz Supply of Utica, Michigan for one (1) 2018 Exmark Z-turn mower.

Fiscal Impact: Funds will come from the Board approved 2018 Capital Equipment Budget, which allowed \$166,000.00 for the equipment purchases listed below. The \$171,636.91 for the cost of the equipment is \$5,636.91 over budget. The additional \$5,596.91 is available in the 2018 capital equipment budget from purchases that have already been made at a cost less than what was budgeted.

Staff evaluated the equipment offered and recommends the proposed purchases based on best value to HCMA, which may be other than low bid. Park operations staff currently has additional mower reels and attachments for the Toro Greensmaster 3150Q which allows staff to switch out blades as necessary to continue work; the Toro Pro Force debris blower is available with a 10-gallon tank which reduces time and frequency of refueling; and the Exmark mower has the necessary horsepower.

Scope of Work: Furnish and deliver eleven (11) new pieces of equipment as follows:

<u>Description / Location / Unit Replaced</u>	<u>Cost</u>	<u>Budget</u>
Hudson Mills		
1. Exmark Lazer Z X-Series Z-turn 72 in Mower • Replaces #1109, 2008 Exmark Mower with 2240 hours	\$12,558.00	\$12,000.00
2. Exmark Lazer Z X-Series Z-turn 72 in Mower • Replaces #2065: 2007 Exmark Mower with 2117 hours	\$12,558.00	\$12,000.00
3. Exmark Lazer Z X-Series Z-turn 72 in Mower • Replaces #2066: 2008 Exmark Mower with 2030 hours	\$12,558.00	\$12,000.00

Equipment Purchases
Page 2

<u>Huron Meadows</u>	<u>Cost</u>	<u>Budget</u>
1. Toro Greensmaster 3150-Q Model 04358 <ul style="list-style-type: none"> • Replaces #1370: 2008 Toro Greensmaster 3100 with 3286 hours 	\$ 32,333.85	\$ 30,000.00
2. Toro Greensmaster 3150-Q Model 04358 <ul style="list-style-type: none"> • Replaces #1371: 2009 Toro Greensmaster 3100 with 3067 hours 	\$ 32,333.85	\$ 30,000.00
3. Toro Pro Force Debris Blower Model 44538 with 10-gallon fuel tank <ul style="list-style-type: none"> • Replaces #1953: 2006 Agrimetel Blower with 816 hours 	\$ 6,968.61	\$ 7,000.00
<u>Lake St. Clair</u>		
1. Toro Greensmaster 3150-Q Model 04358 <ul style="list-style-type: none"> • Replaces #1851: 2003 Jac Greensking IV with 1922 hours 	\$ 29,422.77	\$ 30,000.00
<u>Stony Creek</u>		
1. Toro Pro Force Debris Blower Model 44538 with 10-gallon fuel tank <ul style="list-style-type: none"> • Replaces #591: 2007 Toro Debris Blower with 1980 hours 	\$ 6,968.61	\$ 7,000.00
<u>Wolcott</u>		
1. Exmark Lazer Z X-Series Z-turn (new 2017) 72 in Mower <ul style="list-style-type: none"> • Replaces #987, 2006 Toro Z-Turn with 1637 hours 	\$ 11,998.00	\$ 12,000.00
2. Toro Pro Force Debris Blower Model 44538 with 10-gallon fuel tank <ul style="list-style-type: none"> • Replaces #1769: 2006 Agrimetel Blower in poor condition 	\$ 6,968.61	\$ 7,000.00
<u>Kensington</u>		
1. Toro Pro Force Debris Blower Model 44538 with 10-gallon fuel tank <ul style="list-style-type: none"> • Replaces #1037: 2010 Agrimetel Blower in poor condition 	\$ 6,968.61	\$ 7,000.00
TOTAL	\$171,636.91	\$166,000.00

Background: The ITB was posted on the Michigan Intergovernmental Trade Network (MITN) site, which provided notice of the solicitation to 157 vendors, of which 16 vendors downloaded the ITB.

<u>Item by Vendor</u>	<u>Location</u>	<u>Price</u>
Toro Greensmaster 3150-Q (Configuration 1)		
<ul style="list-style-type: none"> • Spartan Distributors, Inc. <ul style="list-style-type: none"> ◦ Offering Toro • J.W.Turf <ul style="list-style-type: none"> ◦ Offering John Deere 2500B • Textron Golf <ul style="list-style-type: none"> ◦ Offering Jacobsen GP 400 	Auburn Hills, MI Elgin, IL/Wixom, MI Novi, MI	\$32,333.85* \$ 29,602.73 \$ 26,400.00
Toro Greensmaster 3150-Q (Configuration 2)		
<ul style="list-style-type: none"> • Spartan Distributors, Inc. <ul style="list-style-type: none"> ◦ Offering Toro • J.W.Turf <ul style="list-style-type: none"> ◦ Offering John Deere 2500B • Textron Golf <ul style="list-style-type: none"> ◦ Offering Jacobsen GP 400 	Auburn Hills, MI Elgin, IL/Wixom, MI Novi, MI	\$ 29,422.77* \$ 29,602.73 \$ 26,400.00

Toro Pro Force Debris Blower

- | | | |
|-----------------------------------|------------------|--------------|
| • Spartan Distributors, Inc. | Auburn Hills, MI | \$ 6,494.00* |
| ◦ <i>Offering Toro</i> | | |
| ◦ <i>Optional 10gal fuel tank</i> | | \$ 474.61* |

Buffalo Turbine Cyclone K84 Debris Blower

- | | | |
|-------------|---------------------|-------------|
| • J.W. Turf | Elgin, IL/Wixom, MI | \$ 6,256.87 |
|-------------|---------------------|-------------|

Exmark Lazer Z X-Series Z-turn Riding Mower

- | | | |
|---|----------------------|--------------|
| • D & G Equipment, Inc. | Williamston, MI | \$12,558.00* |
| • D & G Equipment, Inc. | Williamston, MI | \$11,998.00* |
| ◦ <i>Offering 2017 Exmark Model w/Kohler Engine</i> | | |
| • Weingartz, | Farmington Hills, MI | \$12,558.00* |
| • Weingartz | Utica, MI | \$12,558.00* |
| • J.W.Turf | Elgin, IL/Wixom, MI | \$ 9,572.56 |
| • Munn Tractor & Lawn | Auburn Hills, MI | \$ 7,969.80 |
| ◦ <i>Offering Hustler X1</i> | | |

(*) indicates recommended award



HURON-CLINTON METROPOLITAN AUTHORITY

To: Board of Commissioners
From: Ryan Colliton, Manager of Natural Resources and Regulatory Compliance
Project No: RFP 2018-018
Project Title: Bids – Aquatic Nuisance Plant Control
Location: Kensington, Lake Erie, Stony Creek, Willow Metroparks
Date: April 5, 2018

Action Requested: Motion to Approve

That the Board of Commissioners' award RFP 2018-018 to the to the low, responsible bidder PLM Lake and Land Management to treat aquatic nuisance species for a contract term of one (1) year with up to four (4) one-year renewal options as recommended by Manager of Natural Resources and Regulatory Compliance Ryan Colliton and staff.

Fiscal Impact: This is a 2018 Board approved purchase; a total of \$20,000 is available for this project.

Scope of Work: To provide aquatic chemical application service for Kent Lake located in Kensington Metropark, Washago Pond located in Willow Metropark and Stony Lake located in Stony Creek Metropark and the marina located at Lake Erie Metropark.

Background: The RFP was competitively bid and posted on the Michigan Intergovernmental Trade Network (MITN) site, which provided notice of the solicitation to 38 vendors, of which 17 downloaded the RFP. Additionally, the RFP was emailed to seven vendors.

Staff evaluated the proposals based on the vendors qualifications, related experience, capacity, understanding of the project, methodology and approach and references. Prices were determined by aggregating cost of nine potential chemical treatments on a unit per acre basis.

Based on historical treatments conducted on these water bodies and estimated treatment acreages for 2018, staff estimates that final cost of treatment will be between \$80-\$120 per acre. Proposals were ranked highest to lowest as follows:

<u>Vendor</u>	<u>Location</u>	<u>Aggregate Price Per Unit/Acre</u>
PLM Lake and Land Management	Morrice	\$1,220.00
Clarke Aquatic Services, Inc.	Nunica	\$1,533.71
Aqua Weed	Holly	\$2,315.00
Aquatic Nuisance Plant Control	Farmington Hills	\$1,519.16



HURON-CLINTON METROPOLITAN AUTHORITY

To: Board of Commissioners
 From: Heidi Dziak, Senior Buyer
 Project No: ITB 2018-021
 Project Title: Purchase – Outdoor Walk-in Freezer
 Location: Lower Huron Metropark
 Date: April 5, 2018

Action Requested: Motion to Approve

That the Board of Commissioners' (1) award ITB 2018-021 to the low responsive, responsible bidder WH Reynolds Distributor of Tampa, Florida for an outdoor walk-in freezer in the amount of \$27,215; and (2) authorize the transfer of \$27,215 from the major maintenance account to cover the cost of the purchase as recommended by Senior Buyer Heidi Dziak and staff.

Fiscal Impact: This is an unbudgeted purchase. Funds are available in the major maintenance account to cover the cost of the purchase.

Scope of Work: Furnish and deliver an outdoor walk-in freezer as specified in ITB 2018-021.

Background: The ITB was competitively bid and posted on the Michigan Intergovernmental Trade Network (MITN) site which provided notice of the solicitation to 29 vendors, of which 24 downloaded the ITB.

The walk-in freezer will be installed at the Turtle Cove Family Aquatic Center at Lower Huron Metropark, which does not currently have sufficient freezer space to accommodate patron demand for frozen food and beverages at the concession area. The freezer does not replace any current equipment.

<u>Vendor</u>	<u>Location</u>	<u>Total Price</u>
WH Reynolds Distributer	Tampa, FL	\$27,215.00
Douglas Equipment	Bluefield, WV	\$27,398.92
HVAC Systems, Inc.	Romulus, MI	\$33,790.00



HURON-CLINTON METROPOLITAN AUTHORITY

To: Board of Commissioners
 From: Heidi Dziak, Senior Buyer
 Project No: (ITB) 2018-017
 Project Title: Metroparks Outdoor Furnishings
 Location: All Locations
 Date: April 5, 2018

Action Requested: Motion to Approve

That the Board of Commissioners' approve ITB 2018-017 to the low responsive, responsible bidders, as indicated below, for the purchase of outdoor furnishings totaling \$76,870.91 as recommended by Senior Buyer Heidi Dziak and staff.

- Award of a purchase order in the amount of \$40,503.13 to Jamestown Advanced Products Company, Inc. of Jamestown, New York for 23 standard picnic tables, 79 wheelchair accessible picnic tables, four (4) large hot coal bins, 19 double post grills, 18 standard picnic grills, 22 deep picnic grills and 27 giant picnic grills.
- Award of a purchase order in the amount of \$32,006 to Valmec Inc. of Fenton, Michigan for 460 30-gallon steel drum trash barrels and 260 30-gallon steel drum hot coal barrels.
- Award of a purchase order in the amount of \$4,361.78 to Rugged Steel Works LLC of Ft. Wayne, Indiana for five (5) 1.5 cubic yard lodal containers and three (3) 2 cubic yard lodal containers.

Fiscal Impact: This is a 2018 Board approved purchase.

The purchase of picnic tables, hot coal bins and grills was included in the 2018 Board approved budget in the amount of \$45,500. The purchase of \$40,503.13 is under budget and will have a positive net impact on the Fund Balance in the amount of \$4,996.87.

The purchase of steel drum trash barrels and steel drum hot coal barrels was included in the 2018 Board approved budget in the amount of \$31,765. The purchase of \$32,006 is over budget and will have a negative net impact on the Fund Balance in the amount of \$241.

The purchase of lodal containers was included in the 2018 Board approved budget in the amount of \$4,100. The purchase of \$4,361.78 is over budget and will have a negative net impact on the Fund Balance in the amount of \$261.78.

Scope of Work: Furnish and deliver Metropark outdoor furnishings in specified quantities. Furnishings include picnic tables (standard and wheelchair accessible), grills, trash barrels, hot coal barrels, hot coal bins, and lodal containers.

Background: The ITB was competitively bid and posted on the Michigan Intergovernmental Trade Network (MITN) site, which provided notice of the solicitation to 105 vendors, from which 27 vendors downloaded the ITB.

As the solicitation included a wide range of items Metroparks staff wanted to obtain as much competition per item as possible, vendors were permitted to bid on only the items they regularly provide.

Outdoor Furnishings

Page 2

<u>Vendor</u>	<u>Location</u>	<u>Amount</u>
Picnic Tables Bids		
• Jamestown Advanced Products Corp.	Jamestown, NY	\$24,968.00*
• Valmec Inc.	Fenton, MI	no bid
• Rugged Steel Works LLC	Ft. Wayne, IN	no bid
• Miracle Midwest	Holly, MI	no bid
• R.J. Thomas Mfg. Co. Inc	Cherokee, IA	\$29,640.04
• BSN Sports LLC	Dallas, TX	\$49,504.16
Grill Bids		
• Jamestown Advanced Products Corp.	Jamestown, NY	\$14,783.13*
• Valmec Inc.	Fenton, MI	no bid
• Rugged Steel Works LLC	Ft. Wayne, IN	no bid
• Miracle Midwest (did not bid on all)	Holly, MI	not responsive
• R.J. Thomas Mfg. Co. Inc	Cherokee, IA	\$18,237.32
• BSN Sports LLC (did not bid on all)	Dallas, TX	not responsive
Trash and Hot Coal 30-gal Drum Barrel Bids		
• Jamestown Advanced Products Corp.	Jamestown, NY	no bid
• Valmec Inc.	Fenton, MI	\$32,006.00*
• Rugged Steel Works LLC	Ft. Wayne, IN	no bid
• Miracle Midwest	Holly, MI	\$100,880.00
• R.J. Thomas Mfg. Co. Inc	Cherokee, IA	no bid
• BSN Sports LLC	Dallas, TX	no bid
Hot Coal Bin Bids		
• Jamestown Advanced Products Corp.	Jamestown, NY	\$752.00*
• Valmec Inc.	Fenton, MI	no bid
• Rugged Steel Works LLC	Ft. Wayne, IN	no bid
• Miracle Midwest	Holly, MI	\$1,632.00
• R.J. Thomas Mfg. Co. Inc	Cherokee, IA	\$908.56
• BSN Sports LLC	Dallas, TX	no bid
Lodal Bids		
• Jamestown Advanced Products Corp.	Jamestown, NY	no bid
• Valmec Inc.	Fenton, MI	no bid
• Rugged Steel Works LLC	Ft. Wayne, IN	\$4,361.78*
• Miracle Midwest	Holly, MI	no bid
• R.J. Thomas Mfg. Co. Inc	Cherokee, IA	no bid
• BSN Sports LLC	Dallas, TX	no bid

(*) indicates low bid



HURON-CLINTON METROPOLITAN AUTHORITY

To: Board of Commissioners
 From: Heidi Dziak, Senior Buyer
 Project No: ITB 2018-005
 Project Title: Purchase – Re-Manufactured Load and Pack Single-Operator Vehicle
 Location: Kensington Metropark
 Date: April 5, 2018

Action Requested: Motion to Approve

That the Board of Commissioners' (1) approve ITB 2018-005 to the low responsive, responsible bidder, Broyhill Manufacturing Company of Dakota City, Nebraska for the purchase of one remanufactured Load and Pack Single Operator Vehicle (self-loader garbage truck) in the amount of \$101,140; and (2) approve the transfer of the remaining budgeted amount of \$38,840 to the Fund Balance as recommended by Senior Buyer Heidi Dziak and staff.

Fiscal Impact: This purchase was included in the 2018 Board approved capital equipment budget in the amount of \$140,000. This purchase is under budget and will have a positive net impact on the Fund Balance in the amount of \$38,840.

Scope of Work: Furnish and deliver one (1) re-manufactured Load and Pack Single-Operator Vehicle.

Background: The ITB was competitively bid and posted on the Michigan Intergovernmental Trade Network (MITN) site, which provided notice to 29 vendors, of which three vendors downloaded the ITB.

The re-manufactured Load and Pack Single-Operator Vehicle comes with a one-year warranty. The new equipment replaces unit 4040, a 2000 Chevy packer truck with 49,511 miles and packer box in poor condition, which will be sold at auction.

<u>Vendor</u>	<u>Location</u>	<u>Price</u>
Broyhill Manufacturing Company	Dakota City, NE	\$101,140.00



HURON-CLINTON METROPOLITAN AUTHORITY

To: Board of Commissioners
 From: Heidi Dziak, Senior Buyer
 Project No: ITB 2018-022
 Project Title: Purchase – Police Patrol Pontoon
 Location: Stony Creek Metropark
 Date: April 5, 2018

Action Requested: Motion to Approve

That the Board of Commissioners award ITB 2018-022 to the low responsive, responsible bidder, Wilson Marine Corporation of Brighton, Michigan for one police patrol pontoon and trailer in the amount of \$30,673 as recommended by Senior Buyer Heidi Dziak and staff.

Fiscal Impact: This purchase was included in the 2018 Board approved capital equipment budget in the amount of \$35,000. This purchase is under budget and will have a positive net impact on the Fund Balance in the amount of \$4,327.

Scope of Work: Build and deliver one (1) police patrol pontoon and trailer.

Background: The ITB was competitively bid and posted on the Michigan Intergovernmental Trade Network (MITN) site, which provided notice of the solicitation to 17 vendors, from which 15 vendors downloaded the ITB. Additionally, the ITB was emailed to eight vendors.

The new police patrol pontoon replaces unit 644 (2002 Sweetwater pontoon) and unit 641 (outboard motor). Both units are in poor condition and will be sold at auction.

<u>Vendor</u>	<u>Location</u>	<u>Price</u>
Wilson Marine Corp.	Brighton, MI	\$30,673.00
Dockside Marine	Waterford, MI	\$34,090.00



HURON-CLINTON METROPOLITAN AUTHORITY

To: Board of Commissioners
 From: Heidi Dziak, Senior Buyer
 Project No: ITB 2018-016
 Project Title: Computer Hardware for Engineering, Planning and Natural Resources
 Location: Administration Office
 Date: April 5, 2018

Action Requested: Motion to Approve

That the Board of Commissioners' award ITB 2018-016 to the low responsive, responsible bidder, Micro Wise, Inc of Southfield, Michigan for the purchase of nine (9) new computers for the Engineering, Planning and Natural Resources Departments in the amount of \$26,561 as recommended by Senior Buyer Heidi Dziak and staff.

Fiscal Impact: Funds will come from the Board approved 2018 budget and will be reimbursable under the Sanitary Asset and Storm Water (SAW) grant.

Scope of Work: Furnish and deliver computer hardware as specified in ITB 2018-016.

Background: The ITB was competitively bid and posted on the Michigan Intergovernmental Trade Network (MITN) site, which provided notice of the solicitation to 29 vendors, of which 24 downloaded the ITB. The new computers replace nine computers which will be sold at auction.

<u>Vendor</u>	<u>Location</u>	<u>Total Price</u>
Micro Wise, Inc.	Southfield, MI	\$26,561.00
Mvation Worldwide, Inc.*	Glen Cove, NY	\$26,191.35
Softchoice Corporation*	Chicago, IL	\$28,000.17
CDW Government LLC	Vernon Hills, IL	\$42,182.46

* Does not include Next Business Day on-site service



HURON-CLINTON METROPOLITAN AUTHORITY

To: Board of Commissioners
 From: Michael Reese, Acting Director
 Project Title: Report – Purchases over \$10,000.00
 Date: April 5, 2018

Action Requested: Motion to Approve

That the Board of Commissioners' receive and file the report for purchases over \$10,000, up to, and including \$25,000 as submitted by Acting Director Reese and staff.

Background: On May 9, 2013, the Board approved the updated financial policy requiring the Director to notify the Board of purchases exceeding \$10,000, up to, and including \$25,000.

The following list is purchases exceeding the \$10,000 threshold:

<u>Vendor</u>	<u>Description/Location</u>	<u>Price</u>
1. Johnson & Anderson, Inc.	Pump Replacement Design Lake St. Clair Metropark	\$20,200.00
2. Oscar W Larson, Co.	UST Removal Huron Meadows Metropark	\$18,735.00
3. CDW	(14) HP computer, monitors, keyboards, mice Various Locations	\$17,387.58
4. Johnson & Anderson, Inc.	Sewer Line Design Stony Creek Metropark	\$16,100.00
5. Blue Valley Ind.	Park Benches Various Locations	\$14,764.86
6. Johnson & Anderson, Inc.	Mag-Flowmeters Kensington Metropark (Splash n' Blast)	\$11,730.00
7. Progressive Tools	Pool Surface Repairs Lower Huron Metropark (Turtle Cove) Lake Erie Metropark (Great Wave Pool)	\$10,395.50



HURON-CLINTON METROPOLITAN AUTHORITY

To: Board of Commissioners
From: Nina Kelly, Manager of Planning
Subject: Project No. 800-18-011
Project Title: Playground Mulch Installation
Location: Wolcott Mill, Stony Creek, Indian Springs, Kensington, Huron Meadows, Hudson Mills, Delhi, Lower Huron, Willow and Lake Erie Metroparks
Date: April 5, 2018

Bids Opened: March 20, 2018 at 2:00 p.m.

Action Requested: Motion to Approve

That the Board of Commissioners' accept the proposal from the sole low responsive, responsible bidder, Superior Groundcover, Inc. in the amount of \$32,500 to replace wood fiber playground surfacing at 10 Metroparks as recommended by Manager of Planning Nina Kelly and staff.

Fiscal Impact: This is a 2018 approved item and was included as a line-item in the individual operations budgets of the aforementioned 10 Metroparks for a total amount of \$32,700. The project is \$200 under budget.

Scope of Work: Replenishment of wood fiber playground surfacing (playground mulch) to meet playground safety requirements

Background: This project is replenishing playground mulch throughout the Metroparks, which is done annually. Only one bid was received for this project.

<u>Contractor</u>	<u>City</u>	<u>Amount</u>
Superior Groundcover, Inc.	Grand Rapids	\$32,500.00

**HURON-CLINTON METROPOLITAN AUTHORITY**

To: Board of Commissioners
From: Rebecca Franchock, Supervisor of Budget and Payroll
Subject: Approval – Resolution Authorizing Credit Card Acceptance
Date: April 5, 2018

Action Requested: Motion Approve

That the Board of Commissioners' adopt the Credit Card Acceptance Resolution in compliance with Section 3 of Michigan Public Act 280 of 1995 (MCL 129.223) as recommended by Supervisor of Budget and Payroll Rebecca Franchock and staff.

Fiscal Impact: None

Background: In 1995 the legislature approved Financial Transaction Device Payments (Act 280 of 1995). This act prohibited a local unit such as the Metroparks from accepting payment by financial transaction device (such as a credit or debit card) if the transaction was prohibited by law. It also required a local unit to adopt a resolution authorizing the acceptance.

The Metroparks Board approved the acceptance of credit card payments in 1996; however, it did not adopt a formal resolution. Staff has now prepared a resolution meeting the criteria of Act 280 to address this gap.

Attachments: Resolution Authorizing the Acceptance of Payment by Credit Card, Debit Card or Electronic Fund Transfer



**HURON-CLINTON METROPOLITAN AUTHORITY
RESOLUTION**

Resolution No. 2018-03

Upon Motion made by _____

Upon Support from _____

WHEREAS, 1995 PA 280 authorizes the acceptance of payment by credit card, debit card, or electronic funds transfer cards for taxes, assessments and fees collected by the Huron-Clinton Metropolitan Authority, provided the same is authorized by the Huron-Clinton Metropolitan Authority Board of Commissioners; and

WHEREAS, acceptance of such devices for fees and charges collected by the Huron-Clinton Metropolitan Authority has been determined to be to the benefit of the citizens of southeast Michigan;

NOW THEREFORE BE IT RESOLVED that the Board of Commissioners of the Huron-Clinton Metropolitan Authority does hereby authorize the acceptance of payment by credit card, debit card and electronic funds transfer cards under programs that are approved by the Huron-Clinton Metropolitan Authority; and

BE IT FURTHER RESOLVED that the Director and Chief Financial Officer of the Huron-Clinton Metropolitan Authority are designated as responsible for determining the types of credit card, debit card and electronic fund transfer cards that may be accepted and to institute appropriate measure to insure that the credit cards are valid.

AYES: Commissioners: _____

NAYS: Commissioners: _____

ABSTAIN: Commissioners: _____

ABSENT: Commissioners: _____

I hereby certify that the above is a true and correct copy of the Resolution adopted by the Huron-Clinton Metropolitan Authority, on Thursday, April 12, 2018.

Bernard Parker, Secretary



HURON-CLINTON METROPOLITAN AUTHORITY

To: Board of Commissioners
From: Rebecca Franchock, Supervisor of Budget and Payroll
Subject: Reappointment – Retiree Representative Pension/RHCT
Date: April 5, 2018

Action Requested: Motion Approve

That the Board of Commissioners' reappoint Mr. David Wahl as the Retiree Representative for the Pension Committee and Retiree Health Care Trust Board as recommended by the selection committee.

Fiscal Impact: None

Background: Per the Pension and Retiree Health Care Trust plans, any retiree may nominate themselves for appointment to the Pension Committee and the Retiree Health Care Trust Board by submitting a letter of interest to the Trustee/Plan Administrator.

A selection committee composed of the Director of the Authority or his designee, the President of the Huron-Clinton Metropolitan Authority Employees' Association or his appointee and the President of the Huron-Clinton Metropolitan Authority Police Officers Association of Michigan or his appointee may interview all or some of the retirees who have submitted a letter of interest and shall recommend a retiree to the Board of Commissioners for appointment for a term of three years.

The term for the current Retiree Representative, Dave Wahl expired in February 2018. He has submitted a letter of interest in continuing to serve on the Pension Committee. The selection committee has met and is unanimous in recommending that the Board reappoint Mr. Wahl to an additional three-year term expiring February 2021.



HURON-CLINTON METROPOLITAN AUTHORITY

To: Board of Commissioners
 From: Nina Kelly, Manager of Planning
 Subject: Project No. 513-17-134R2
 Project Title: Wolcott Mill Farm Center Playground Redevelopment
 Location: Wolcott Mill Metropark
 Date: April 5, 2018

Bids Opened: February 13, 2018 at 2:00 p.m.

Action Requested: Motion to Approve

That the Board of Commissioners' (1) accept the proposal from low responsive, responsible bidder, Penchura LLC, for \$91,246.28 to replace the playground equipment at the Wolcott Mill Farm Center; and (2) approve the transfer of \$6,246.28 from Fund Balance to cover the cost of the project as recommended by Manager of Planning Nina Kelly and staff.

Fiscal Impact: This is a 2018 Board approved project in the amount of \$85,000. The project is over budget and will negatively impact the Fund Balance in the amount of \$6,246.28.

Scope of Work: Remove existing spider web structure, install new farm-themed playground equipment, wear mats and coordination of engineered wood fiber surfacing (mulch) installation. The mulch materials and installation will be purchased and completed under a separate system-wide contract.

Background: The existing spider web will be removed from the Wolcott Mill Farm Center playground and replaced with new farm-themed structures. The existing climbing wall structure and carved wooden horse (installed June 2015) will remain.

The spider web netting was replaced in June 2016 after only two years of use due to numerous holes. A previous wooden tractor structure located at this playground had presented potential entanglement risks due to protruding staples on the wheel treads and sharp angles. The tractor did not meet the U.S. Consumer Product Safety Commission playground safety guidelines and was removed by Metroparks maintenance staff in 2017.

This is the only playground at Wolcott Mill, and it is heavily used by children visiting the Farm Center in school groups and with their families. The new structures selected are manufactured by Landscape Structures, and include a climbing structure resembling a barn, a new climbable tractor structure, a farm animal-themed spring rocker and corn husk "talk tubes." The existing walkway layout will afford enough space for the required fall zones for the new equipment.

<u>Contractor</u>	<u>City</u>	<u>Amount</u>
Penchura, LLC	Brighton	\$ 91,246.28
MI Recreational Construction, Inc.	Howell	\$ 91,464.00
WCI Contractors, Inc.	Detroit	\$ 102,390.00
Play Environment Design, LLC	Holland	n/a*

**Play Environment Design, LLC did not meet specifications outlined in the ITB and is considered a non-responsive bidder.*

Attachment: Project Design Photos



*Custom products are shown as conceptual only. **Custom product manufacturing time for this project will be approximately 6 weeks from the time of LSI order acceptance.

©2018 Landscape Structures. All Rights Reserved.



FOR A BETTER TOMORROW
WE PLAY TODAY
shapedbyplay.com



Proudly presented by:
Lance Shipman




**landscape
 structures®**



Wolcott Playground

January 22, 2018 94370-1-6-2

*Custom products are shown as conceptual only. **Custom product manufacturing time for this project will be approximately 6 weeks from the time of LSI order acceptance.



landscape structures®

FOR A BETTER TOMORROW
WE PLAY TODAY
shapedbyplay.com



Proudly presented by:
Lance Shipman



Penchura
INC

©2018 Landscape Structures. All Rights Reserved.

Wolcott Mill Farm Center Playground



Wooden Tractor (removed)



Spider Web (existing)

**FARM WOLCOTT MILL
CENTER METROPARK
PLAY AREA**
A part of the WOLCOTT MILL METROPARK AUTHORITY

HURON-CLINTON METROPOLITAN AUTHORITY

FEBRUARY 2018

**PROJECT SITE /
WOLCOTT MILL
METROPARK MAP**

C2.0 ENLARGEMENTS

	ITEM OF WORK	QUANTITY	UNIT
1	4 MT. SNOW FENCING (X-585 LF)		1 LS
2	REMOVE EXISTING SPODEE NEP PLAYGROUND STRUCTURE	1	LS
3	LANDSCAPE STRUCTURES FARM THEMED PLAYGROUND EQUIPMENT INSTALLATION	1	LS
4	COORDINATION OF WOOD FIBER INSTALLATION (PURCHASED BY HOME)	1	LS
5	BEVELED WEAR MAT INSTALLATION	2	EA

	ITEM OF WORK	QUANTITY	UNIT
1	4 MT. SNOW FENCING (X-585 LF)		1 LS
2	REMOVE EXISTING SPODEE NEP PLAYGROUND STRUCTURE	1	LS
3	LANDSCAPE STRUCTURES FARM THEMED PLAYGROUND EQUIPMENT INSTALLATION	1	LS
4	COORDINATION OF WOOD FIBER INSTALLATION (PURCHASED BY HOME)	1	LS
5	BEVELED WEAR MAT INSTALLATION	2	EA

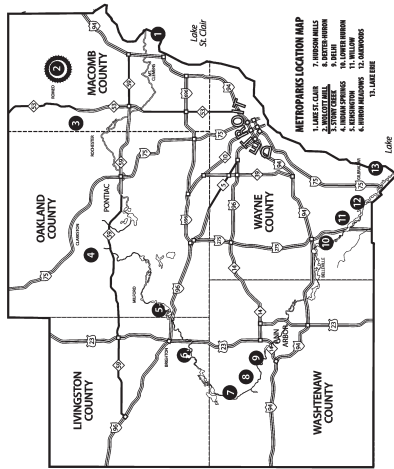
[illegible]

Call before you dig.

LAYOUT PLAN
SCALE: 1" = 10'-0"



HURON-CLINTON METROPARKS REGIONAL MAP



513-17-134R2
REDEVELOP FARM CENTER PLAYGROUND

WOLCOTT MILL METROPARK
MACOMB COUNTY

HURON-CLINTON METROPOLITAN AUTHORITY



13000 HIGH RIDGE DRIVE
BRIGHTON, MICHIGAN 48114-9058
PH: 810.227.2757 EX: 810.227.8610 WEB: www.metroarks.com

PH 810.227.2757 FX: 810.227.8610 WEB: www.metroparks.com

FOR A LIMITED TIME ONLY

SEALED

LATRA MAOTIN OF SUPERVISING REGIONAL ENGINEER

MIKE DRABBLE, SENIOR MANAGER OF ENGINEERING

DRAWINGS APPROVED BY

Category	Sub-category	Item	Value
A	B	C	D
		E	F
G	H	I	J
		K	L
M	N	O	P
		Q	R
S	T	U	V
		W	X
Y	Z	AA	AB
		AC	AD

TP	TP	DATE 2/2/16	FILE NO.	SHEET
REVD/RY	LM	DATE 2/2/16		

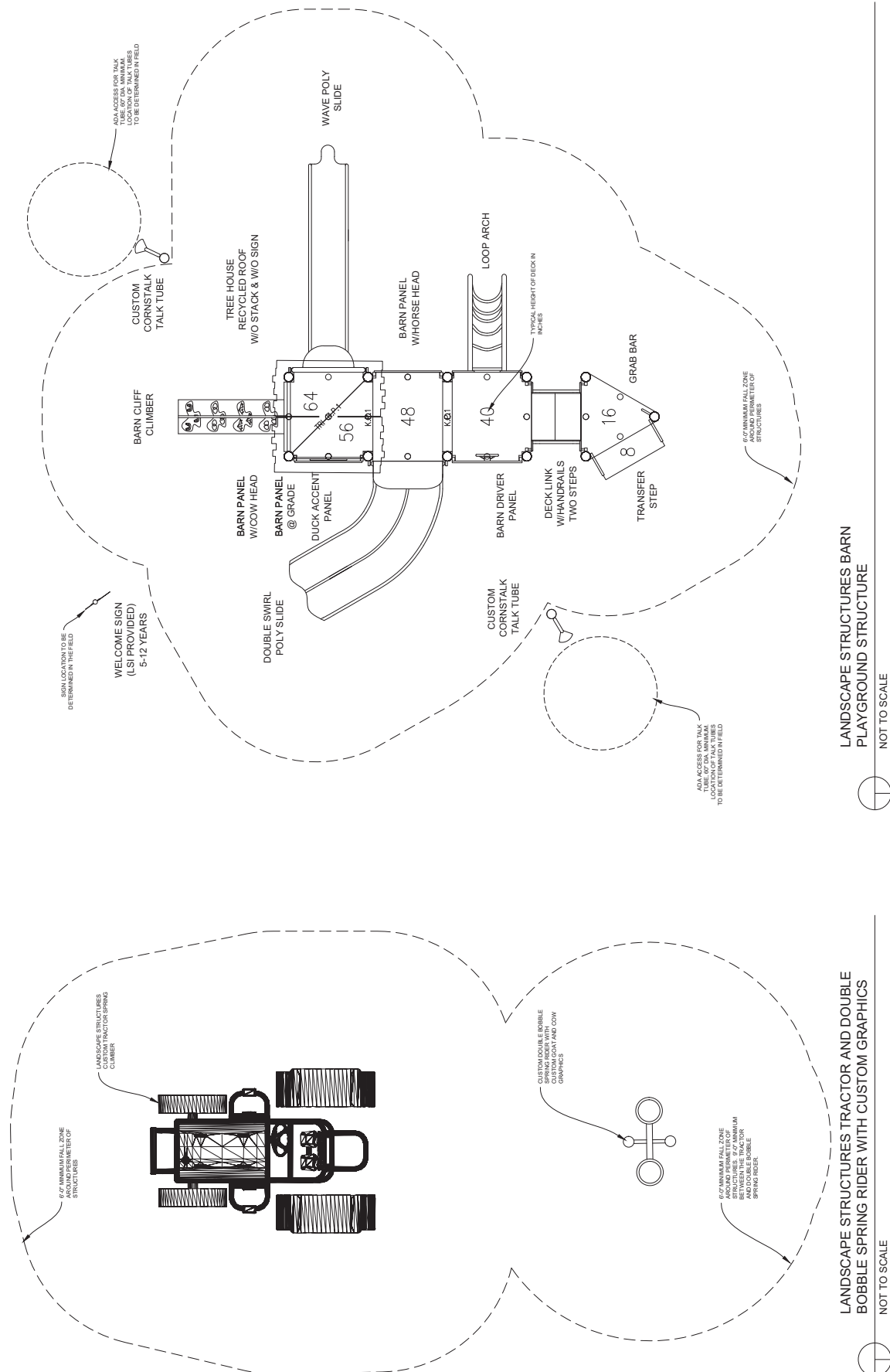
4-7-513 C1

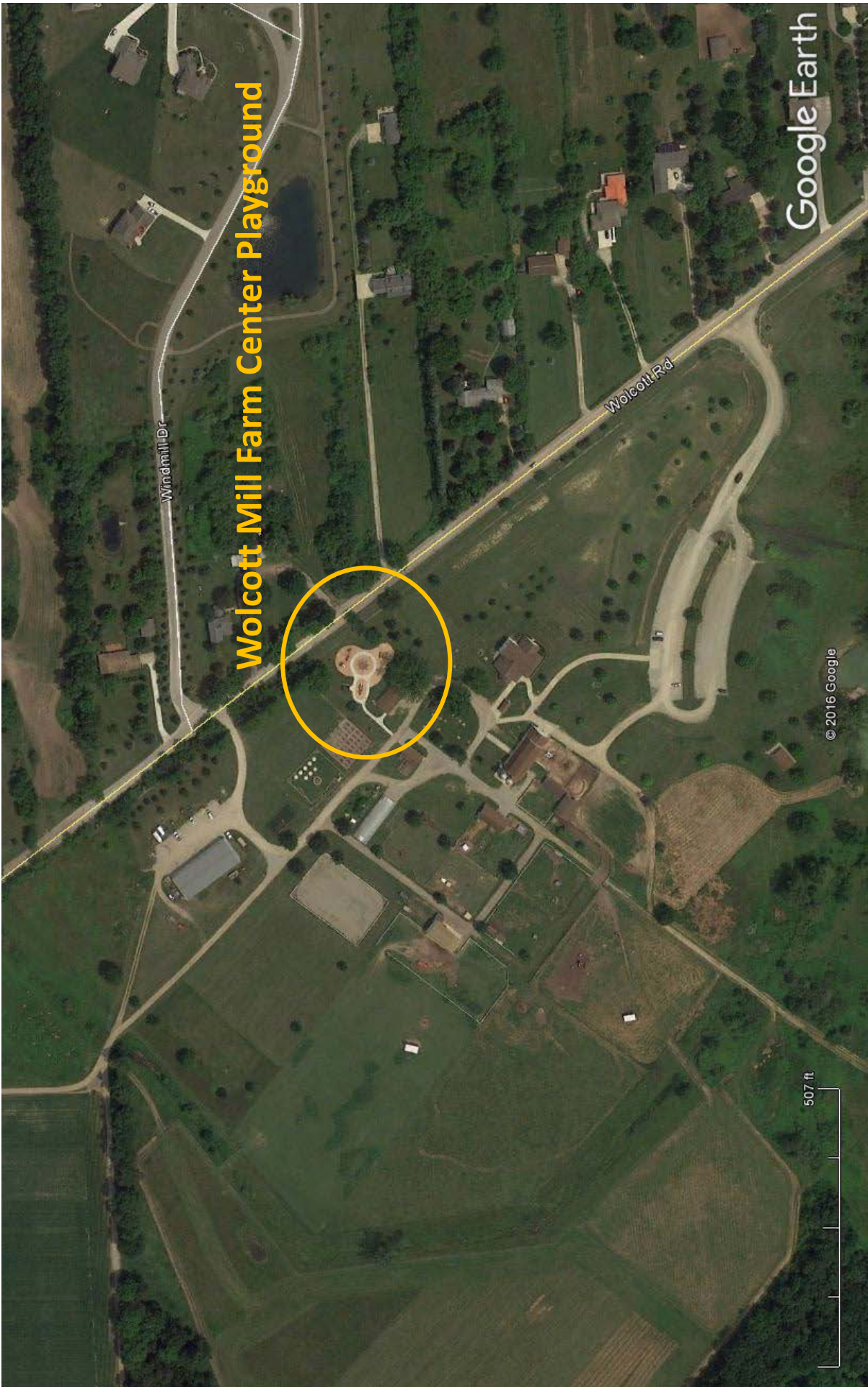
DATE ISSUED FOR
2/21/18 BIDS / CONSTRUCTION


REF ID: A66867

513-17-134R2

7-B-1-a







Google Earth

Previous Wooden Tractor

Existing Spider Web

© 2016 Google

7.5 m



HURON-CLINTON METROPOLITAN AUTHORITY

To: Board of Commissioners
 From: Mike Henkel, Manager of Engineering
 Project No: 900-18-013
 Project Title: Bids – Clean, Televise and Assess Storm Sewer System
 Project Type: Capital Improvement
 Location: Hudson Mills, Huron Meadows, Indian Springs, Kensington, Lake Erie, Lake St. Clair, Lower Huron, Oakwoods, Stony Creek, Willow and Wolcott Mill
 Date: April 5, 2018

Bids Received: Tuesday, February 20, 2018 at 2:00 p.m.

Action Requested: Motion to Approve

That the Board of Commissioners' award Contract No. 900-18-013 to the low responsive, responsible bidder, D.V.M Utilities, Inc., in the amount of \$168,379 as recommended by Manager of Engineering Mike Henkel and staff.

Fiscal Impact: The project is under budget. However; this is just preliminary work for the projects as well as work necessary for the asset assessment portion of the SAW grant. \$1 million was budgeted for the total project and is reimbursable through the SAW grant.

Scope of Work: The project includes storm sewer cleaning, televising, defect identification, root treatments, and condition assessments of 62,315 feet of storm sewer and 440 drainage structures.

Background: The intent of the SAW Grant Program is to accelerate the statewide use of asset management planning practices as well as improve water quality. The SAW Grant covers three distinct areas, which include storm water, asset management and wastewater.

The Metroparks received the Grant Award letter from the state of Michigan in December 2016; the grant was applied for in December 2013. The grant only reimburses the design services for projects and an assets management system; the grant award is in the amount of \$1,919,372. The local match for this grant is \$417,568 for a total cost of \$2,336,940. The local match is based on 10 percent of the first million and 25 percent for the second million. The Metroparks must provide a notice to proceed for construction within three years of award of the grant.

As part of the ongoing effort to assess the infrastructure of the storm underground utility system, a condition assessment is necessary. The current work is an integral part of the Storm Water, Asset Management, and Waste Water (SAW) Grant; the work is eligible for grant reimbursement. The assessments will aid in the formulation of future work as it relates to SAW grant projects and identify areas of priorities for future work. This assessment is integral with the background information that is necessary for defining the scope and possible issues with the future SAW projects. The assessment information will then be used for future projects and the resulting information incorporated into the current GIS system.

Bids – Storm Sewer System

Page 2

<u>Contractor</u>	<u>City</u>	<u>Amount</u>
DVM Utilities	Sterling Heights	\$ 168,379.00
Pipetek Infrastructure Services	Plymouth	\$ 278,232.50
Greenscape General Contracting LLC	Lake	\$ 295,551.25
Advanced Underground Inspection LLC	Westland	\$ 407,630.00

Budget Amount for Contract Services and Administration

Hudson Mills Storm Water Improvements Golf Course	\$200,000.00	
Willow Storm Water Improvements Service Yard	\$320,000.00	
Lake St. Clair Storm Water Improvements	\$480,000.00	
Total		<u>\$1,000,000.00</u>

Work Order Amount

Contract Amount D.V.M Utilities, Inc	\$ 168,379.00
Contract Administration	\$ 3,000.00
Total Proposed Work Order Amount	<u>\$ 171,379.00</u>

This project was reported and publicly advertised in the following construction reporting outlets: MITN, Construction Association of Michigan, Reed Construction Data, Construction News Corporation, Construction News Service, HCMA Website, Builders Exchange of Michigan, McGraw Hill Dodge, Builders Exchange of Lansing and Central Michigan.



HURON-CLINTON METROPOLITAN AUTHORITY

To: Board of Commissioners
 From: Mike Henkel, Manager of Engineering
 Project No: 900-17-008
 Project Title: Approval – Change Order, Systemwide Fiber Optic Infrastructure Connectivity
 Project Type: Capital Improvement
 Location: All Locations
 Date: April 5, 2018

Action Requested: Motion to Approve

That the Board of Commissioners' (1) approve a change order to contract 900-17-008 in the amount of \$ 34,017.84; and (2) approve the transfer of \$34,018 from Fund Balance to cover the additional cost of the project as recommended by Manager of Engineering Mike Henkel and staff.

Fiscal Impact: Additional project cost in the amount of \$34,017.84.

Scope of Work: Additional work was necessary to complete the project which included additional borings, fiber optic splicing, reworking interior building conduits, and the addition of a handhold.

Background: The Board approved the fiber optic connectivity project at the March 9, 2017 meeting and awarded the project to J. Ranck Electric, Inc. Additional work was added to the project for Indian Springs at the July 13, 2017 meeting for a total project cost of \$460,052.50. The additional work represents approximately 7.4 percent pf the project cost.

The project updated fiber optic communications throughout the park system and is substantially complete. During the project, additional work was necessary to complete the project, which included 1,329 feet of boring, additional fiber optic cable splices, an additional handhold and reworking some interior building conduits.



HURON-CLINTON METROPOLITAN AUTHORITY

To: Board of Commissioners
 From: Mike Henkel, Manager of Engineering
 Project No: 712-18-119
 Project Title: Approval – Golf Course Pump House Intake Repair
 Project Type: Major Maintenance
 Location: Lake Erie Metropark, Wayne County
 Date: April 5, 2018

Action Requested: Motion to Approve

That the Board of Commissioners' (1) approve a purchase order or to Control Dynamics in the amount of \$35,400; and (2) approve the transfer of \$35,400 from Fund Balance to cover the cost of the project as recommended by Mike Henkel and staff.

Fiscal Impact: This was an unbudgeted emergency repair under the approval of the Chairman of the Board and Director as outlined in the Financial Policy for emergency procurements up to \$100,000. Funding for the repair will come from Fund Balance.

Scope of Work: The work includes the installation of a 12-inch intake engineered for the individual pumps, 12-inch foot valve with screen, vacuum intake isolation valve, check valve, pump discharge isolation shut off valve, pump temperature sensor, flow sensor, air removal tube, vacuum pump and associated bracketing.

Background: While in the process of opening the golf course, Lake Erie park staff requested assistance from the Engineering department to address issues regarding a pump station at the Lake Erie golf course. Upon further inspection, a pump repair company was called to remove and inspect the pumps. Upon disassembly of the three pumps, the 15 HP pump has bearing damage due high temperature which melted the cooling fan and has impeller damage. The damage is most likely due to loss of prime through the intake foot valve. The two 50 HP pumps have impellor damage due to cavitation, which is caused by the intake piping for the pumps.

In order to prevent damage to the pumps that are currently being repaired, the intakes need to be addressed. The intake work is estimated to take two weeks once a purchase order is received. The Lake Erie pump house was targeted to be replaced in 2019. It is recommended that the pump controls be upgraded to variable speed drives. The VFD work does not have to be completed now, but is estimated to cost \$32,000 for the drive controllers.

Budget Amount for Contract Services	\$ 0.00
Work Order Amount	
Contract Amount Design and Construction Consulting	\$ 35,400.00
Contract Administration	<u>\$ 3,000.00</u>
Total Proposed Work Order Amount	\$ 38,400.00



HURON-CLINTON METROPOLITAN AUTHORITY

To: Board of Commissioners
 From: Mike Henkel, Manager of Engineering
 Project No: 715-17-020
 Project Title: Approval – Change Order, EDC HVAC Control System Replacement
 Project Type: Capital Improvement
 Location: Indian Springs Metropark
 Date: April 5, 2018

Action Requested: Motion to Approve

That the Board of Commissioners' (1) approve a change order to contract 715-17-020 in the amount of \$16,682; and (2) approve the transfer of \$16,682 from the Kensington Unallocated Capital account to cover the additional cost of the project as recommended by Manager of Engineering Mike Henkel and staff.

Fiscal Impact: Additional project cost in the amount of \$16,682. Funding is available from a previous budgeted project item for the design of Lower Huron and Kensington park office building, which came in \$28,700 under budget.

Scope of Work: Additional work was necessary to complete the project, which included replacement of air discharge sensors, additional wiring, storage tank removal, leak repair and the repair of failed sensors.

Background: The Board approved the HVAC control system replacement at the July 13, 2017 meeting and awarded the contract to W.J. O'Neil Company in the amount of \$67,966, which included the base bid amount of \$56,957 and two alternates – one for installation of 15 field controllers in the amount of \$6,009 and another for the replacement of actuators in the amount of \$5,000.

The field controllers were replaced by controllers that were specified in the base bid amount. During the course of the project, the specific alternates were not necessary so the additional work was over the base bid amount; the project is now complete.

PARK	MONTHLY VEHICLE ENTRIES				MONTHLY TOLL REVENUE			
	Current	Previous	Prev 3 Yr Avg	Change from Average	Current	Previous	Prev 3 Yr Avg	Change from Average
Lake St Clair	16,318	14,756	17,159	-5%	\$ 48,948	\$ 24,027	\$ 37,886	29%
Wolcott Mill	4,557	3,865	3,779	21%	\$ 2,676	\$ 1,271	\$ 706	279%
Stony Creek	30,660	19,711	22,130	39%	\$ 101,140	\$ 59,560	\$ 95,643	6%
Indian Springs	3,636	2,854	3,752	-3%	\$ 15,049	\$ 10,554	\$ 15,905	-5%
Kensington	48,297	35,852	42,972	12%	\$ 163,261	\$ 86,674	\$ 127,354	28%
Huron Meadows	3,654	2,902	3,812	-4%	\$ 1,638	\$ 105	\$ 2,677	-39%
Hudson Mills	11,606	10,427	11,948	-3%	\$ 32,274	\$ 22,881	\$ 35,170	-8%
Lower Huron/Willow/Oakwoods	36,057	32,381	32,646	10%	\$ 42,885	\$ 24,808	\$ 34,073	26%
Lake Erie	9,031	8,098	8,779	3%	\$ 39,161	\$ 24,964	\$ 33,249	18%
Monthly TOTALS	163,816	130,846	146,977	11%	\$ 447,032	\$ 254,844	\$ 382,664	17%

PARK	Y-T-D VEHICLE ENTRIES				Y-T-D TOLL REVENUE			
	Current	Previous	Prev 3 Yr Avg	Change from Average	Current	Previous	Prev 3 Yr Avg	Change from Average
Lake St Clair	52,875	45,290	46,710	13%	\$ 193,941	\$ 153,037	\$ 143,760	35%
Wolcott Mill	8,361	8,963	8,758	-5%	\$ 5,386	\$ 3,108	\$ 1,458	269%
Stony Creek	76,019	61,117	56,905	34%	\$ 277,001	\$ 321,921	\$ 287,708	-4%
Indian Springs	8,560	8,328	8,693	-2%	\$ 40,775	\$ 46,695	\$ 45,102	-10%
Kensington	113,816	103,483	107,018	6%	\$ 404,418	\$ 420,091	\$ 360,795	12%
Huron Meadows	12,891	10,193	12,400	4%	\$ 23,027	\$ 10,112	\$ 20,073	15%
Hudson Mills	27,476	26,675	25,446	8%	\$ 80,222	\$ 91,541	\$ 86,823	-8%
Lower Huron/Willow/Oakwoods	88,162	90,626	83,247	6%	\$ 113,478	\$ 118,821	\$ 105,625	7%
Lake Erie	20,883	22,762	21,496	-3%	\$ 97,943	\$ 102,414	\$ 93,517	5%
Monthly TOTALS	409,043	377,437	370,674	10%	\$ 1,236,191	\$ 1,267,740	\$ 1,144,862	8%

PARK	MONTHLY PARK REVENUE				Y-T-D PARK REVENUE			
	Current	Previous	Prev 3 Yr Avg	Change from Average	Current	Previous	Prev 3 Yr Avg	Change from Average
Lake St Clair	\$ 91,103	\$ 68,932	\$ 71,215	28%	\$ 380,182	\$ 339,767	\$ 237,705	60%
Wolcott Mill	\$ 23,239	\$ 17,566	\$ 19,327	20%	\$ 40,000	\$ 36,143	\$ 34,797	15%
Stony Creek	\$ 126,749	\$ 91,376	\$ 125,775	1%	\$ 363,802	\$ 399,688	\$ 352,982	3%
Indian Springs	\$ 25,637	\$ 28,540	\$ 30,023	-15%	\$ 67,158	\$ 82,538	\$ 75,784	-11%
Kensington	\$ 224,642	\$ 113,683	\$ 174,755	29%	\$ 526,004	\$ 486,945	\$ 462,205	14%
Huron Meadows	\$ 5,228	\$ 505	\$ 7,776	-33%	\$ 50,772	\$ 20,652	\$ 41,633	22%
Hudson Mills	\$ 46,802	\$ 35,221	\$ 50,916	-8%	\$ 108,439	\$ 117,251	\$ 114,927	-6%
Lower Huron/Willow/Oakwoods	\$ 59,482	\$ 36,738	\$ 45,252	31%	\$ 143,538	\$ 141,900	\$ 127,091	13%
Lake Erie	\$ 49,902	\$ 37,111	\$ 49,568	1%	\$ 113,891	\$ 121,893	\$ 116,754	-2%
Y-T-D TOTALS	\$ 652,784	\$ 429,672	\$ 574,608	14%	\$ 1,793,786	\$ 1,746,777	\$ 1,563,878	15%

District	Y-T-D Vehicle Entries by Management Unit				Y-T-D Total Revenue by Management Unit			
	Current	Previous	Prev 3 Yr Avg	Change from Average	Current	Previous	Prev 3 Yr Avg	Change from Average
Eastern	137,255	115,370	112,373	22%	783,985	775,598	625,485	25%
Western	162,743	148,679	153,557	6%	752,373	707,386	694,548	8%
Southern	109,045	113,388	104,743	4%	257,429	263,793	243,845	6%

GOLF THIS MONTH	MONTHLY ROUNDS				MONTHLY REVENUE			
	Current	Previous	Prev 3 Yr Avg	Change from Average	Current	Previous	Prev 3 Yr Avg	Change from Average
Stony Creek	26	0	54	-52%	\$ 645	\$ -	\$ 2,612	-75%
Indian Springs	14	0	69	-80%	\$ 576	\$ -	\$ 1,547	-63%
Kensington	90	0	101	-11%	\$ 2,245	\$ -	\$ 2,186	3%
Huron Meadows	17	0	112	-85%	\$ 402	\$ -	\$ 2,894	-86%
Hudson Mills	11	0	42	-74%	\$ 211	\$ -	\$ 886	-76%
Willow	28	0	1	2000%	\$ 665	\$ -	\$ 866	-23%
Lake Erie	8	0	54	-85%	\$ 278	\$ -	\$ 1,309	-79%
Total Regulation	194	0	433	-55%	\$ 5,022	\$ -	\$ 12,299	-59%
LSC Par 3	0	0	7	-	\$ -	\$ -	\$ 23	-
LSC Foot Golf	0	0	1	-	\$ -	\$ -	\$ 9	-
Total Golf	194	0	441	-56%	\$ 5,022	\$ -	\$ 12,331	-59%

GOLF Y-T-D	GOLF ROUNDS Y-T-D				GOLF REVENUE Y-T-D			
	Current	Previous	Prev 3 Yr Avg	Change from Average	Current	Previous	Prev 3 Yr Avg	Change from Average
Stony Creek	26	0	54	-52%	\$ 645	\$ -	\$ 4,160	-85%
Indian Springs	14	0	69	-80%	\$ 576	\$ -	\$ 1,547	-63%
Kensington	90	0	101	-11%	\$ 2,245	\$ -	\$ 2,186	3%
Huron Meadows	17	0	112	-85%	\$ 402	\$ -	\$ 2,894	-86%
Hudson Mills	11	0	42	-74%	\$ 211	\$ -	\$ 886	-76%
Willow	28	0	1	2000%	\$ 665	\$ -	\$ 866	-23%
Lake Erie	8	0	54	-85%	\$ 278	\$ -	\$ 1,309	-79%
Total Regulation	194	0	433	-55%	\$ 5,022	\$ -	\$ 13,847	-64%
LSC Par 3	0	0	7	-	\$ -	\$ -	\$ 23	-
LSC Foot Golf	0	0	1	-	\$ -	\$ -	\$ 9	-
Total Golf	194	0	441	-56%	\$ 5,022	\$ -	\$ 13,879	-64%

AQUATICS THIS MONTH	PATRONS THIS MONTH				MONTHLY REVENUE			
	Current	Previous	Prev 3 Yr Avg	Change from Average	Current	Previous	Prev 3 Yr Avg	Change from Average
Lake St. Clair	0	0	0	-	\$ -	\$ -	\$ -	-
Stony Creek Rip Slide	0	0	0	-	\$ -	\$ -	\$ -	-
KMP Splash	0	0	0	-	\$ 200	\$ 800	\$ 660	-70%
Lower Huron	0	0	0	-	\$ -	\$ -	\$ -	-
Willow	0	0	0	-	\$ -	\$ -	\$ -	-
Lake Erie	0	0	0	-	\$ -	\$ -	\$ -	-
TOTALS	0	0	0	-	\$ 200	\$ 800	\$ 660	-70%

AQUATICS Y-T-D	PATRONS Y-T-D				REVENUE Y-T-D			
	Current	Previous	Prev 3 Yr Avg	Change from Average	Current	Previous	Prev 3 Yr Avg	Change from Average
Lake St. Clair	0	0	0	-	\$ -	\$ -	\$ -	-
Stony Creek Rip Slide	0	0	0	-	\$ -	\$ -	\$ -	-
KMP Splash	0	0	0	-	\$ 600	\$ 1,200	\$ 1,313	-54%
Lower Huron	0	0	0	-	\$ -	\$ -	\$ -	-
Willow	0	0	0	-	\$ -	\$ -	\$ -	-
Lake Erie	0	0	0	-	\$ -	\$ -	\$ -	-
TOTALS	0	0	0	-	\$ 600	\$ 1,200	\$ 1,313	-54%

PARK	Seasonal Activities this Month				Monthly Revenue			
	Current	Previous	Prev 3 Yr Avg	Change from Average	Current	Previous	Prev 3 Yr Avg	Change from Average
Lake St. Clair								
Welsh Center	9	10	5	69%	\$ 5,600	\$ 8,000	\$ 4,267	31%
Shelters	21	21	31	-32%	\$ 5,550	\$ 6,800	\$ 7,875	-30%
Boat Launches	16	19	11	41%	\$ -	\$ -	\$ -	-
Marina	0	0	0	-	\$ -	\$ -	\$ -	-
Mini-Golf	0	0	0	-	\$ -	\$ -	\$ -	-
Wolcott								
Activity Center	7	8	6	11%	\$ 3,500	\$ 2,850	\$ 2,350	49%
Stony Creek								
Disc Golf Daily	205	34	300	-32%	\$ 615	\$ 102	\$ 905	-32%
Disc Golf Annual	14	9	21	-34%	\$ 770	\$ 455	\$ 1,097	-30%
Total Disc Golf	219	43	321	-32%	\$ 1,385	\$ 557	\$ 2,001	-31%
Shelters	23	32	37	-37%	\$ 5,175	\$ 7,100	\$ 7,808	-34%
Boat Rental	0	0	0	-	\$ -	\$ -	\$ -	-
Boat Launches	0	9	3	-	\$ -	\$ -	\$ -	-
Indian Springs								
Shelters	3	5	5	-36%	\$ 600	\$ 1,000	\$ 933	-36%
Event Room	3	7	4	-25%	\$ 6,000	\$ 13,200	\$ 8,047	-25%
Kensington								
Disc Golf Daily	583	518	750	-22%	\$ 1,749	\$ 1,554	\$ 2,083	-16%
Disc Golf Annual	44	25	36	22%	\$ 2,340	\$ 1,335	\$ 1,900	23%
Total Disc Golf	627	543	786	-20%	\$ 4,089	\$ 2,889	\$ 3,983	3%
Shelters	44	35	47	-7%	\$ 9,900	\$ 10,025	\$ 11,367	-13%
Boat Rental	0	0	0	-	\$ -	\$ -	\$ -	-
Huron Meadows								
Shelters	3	2	2	80%	\$ 600	\$ 400	\$ 400	50%
Hudson Mills								
Disc Golf Daily	356	321	444	-20%	\$ 1,068	\$ 963	\$ 1,331	-20%
Disc Golf Annual	31	14	26	21%	\$ 1,645	\$ 750	\$ 1,305	26%
Total Disc Golf	387	335	469	-18%	\$ 2,713	\$ 1,713	\$ 2,636	3%
Shelters	11	15	15	-28%	\$ 3,600	\$ 3,000	\$ 3,067	17%
Canoe Rental	0	0	0	-	\$ -	\$ -	\$ -	-
Lower Huron / Willow / Oakwoods								
Disc Golf Daily	131	31	10	1168%	\$ 393	\$ 93	\$ 31	1168%
Disc Golf Annual	1	1	0	200%	\$ 55	\$ 55	\$ 18	200%
Total Disc Golf	132	32	11	1138%	\$ 448	\$ 148	\$ 49	808%
Shelters	50	31	34	46%	\$ 11,000	\$ 6,750	\$ 7,400	49%
Lake Erie								
Shelters	1	6	8	-88%	\$ 200	\$ 1,300	\$ 1,467	-86%
Boat Launches	651	466	141	362%	\$ -	\$ -	\$ -	-
Marina	0	0	0	-	\$ 8,556	\$ 10,256	\$ 12,326	-31%

PARK	Seasonal Activities Y-T-D				Seasonal Revenue Y-T-D			
	Current	Previous	Prev 3 Yr Avg	Change from Average	Current	Previous	Prev 3 Yr Avg	Change from Average
Lake St. Clair								
Welsh Center	25	21	13	88%	\$ 18,400	\$ 16,000	\$ 10,367	77%
Shelters	61	60	63	-4%	\$ 15,750	\$ 17,250	\$ 15,792	0%
Boat Launches	16	22	13	20%	\$ -	\$ -	\$ -	-
Marina	0	0	0	-	\$ -	\$ -	\$ -	-
Mini-Golf	0	0	0	-	\$ -	\$ -	\$ -	-
Wolcott								
Activity Center	19	20	18	6%	\$ 7,150	\$ 4,850	\$ 5,217	37%
Stony Creek								
Disc Golf Daily	218	754	542	-60%	\$ 654	\$ 2,340	\$ 1,656	-60%
Disc Annual	36	57	43	-17%	\$ 1,960	\$ 3,055	\$ 2,292	-14%
Total Disc Golf	254	811	585	-57%	\$ 2,614	\$ 5,395	\$ 3,947	-34%
Shelters	63	72	85	-26%	\$ 14,175	\$ 16,100	\$ 16,925	-16%
Boat Rental	0	0	0	-	\$ -	\$ -	\$ -	-
Boat Launches	0	9	3	-	\$ -	\$ -	\$ -	-
Indian Springs								
Shelters	4	8	10	-59%	\$ 800	\$ 1,600	\$ 1,900	-58%
Event Room	13	17	13	-3%	\$ 20,600	\$ 29,700	\$ 22,280	-8%
Kensington								
Disc Golf Daily	653	1,286	1,109	-41%	\$ 1,959	\$ 3,858	\$ 3,133	-37%
Disc Annual	67	54	55	21%	\$ 3,585	\$ 2,910	\$ 2,958	21%
Total Disc Golf	720	1,340	1,164	-38%	\$ 5,544	\$ 6,768	\$ 6,091	-9%
Shelters	109	88	115	-5%	\$ 24,525	\$ 25,875	\$ 28,887	-15%
Boat Rental	0	0	0	-	\$ -	\$ -	\$ -	-
Huron Meadows								
Shelters	9	5	6	59%	\$ 1,800	\$ 1,000	\$ 1,133	59%
Hudson Mills								
Disc Golf Daily	535	983	856	-38%	\$ 1,605	\$ 2,949	\$ 2,569	-38%
Disc Annual	82	72	63	31%	\$ 4,370	\$ 3,860	\$ 3,252	34%
Total Disc Golf	617	1,055	919	-33%	\$ 5,975	\$ 6,809	\$ 5,821	3%
Shelters	25	26	28	-10%	\$ 6,400	\$ 5,200	\$ 5,533	16%
Canoe Rental	0	0	0	-	\$ -	\$ 4,716	\$ 1,572	-
Lower Huron / Willow / Oakwoods								
Disc Golf Daily	221	31	10	2039%	\$ 663	\$ 93	\$ 31	2039%
Disc Annual	6	1	0	1700%	\$ 310	\$ 55	\$ 18	1591%
Total Disc Golf	227	32	11	2028%	\$ 973	\$ 148	\$ 49	1872%
Shelters	86	62	71	22%	\$ 19,150	\$ 13,700	\$ 15,608	23%
Lake Erie								
Shelters	9	13	17	-47%	\$ 1,800	\$ 3,000	\$ 3,900	-54%
Boat Launches	894	1,048	883	1%	\$ -	\$ -	\$ -	-
Marina	0	0	0	-	\$ 10,168	\$ 10,361	\$ 12,398	-18%

PARK	Cross Country Ski Rental this Month				Cross Country Ski Rental Y-T-D			
	Current	Previous	Prev 3 Yr Avg	Change from Average	Current	Previous	Prev 3 Yr Avg	Change from Average
Stony Creek	\$ -	\$ -	\$ 788	-	\$ 7,226	\$ 574	\$ 4,053	-
Kensington	\$ 626	\$ -	\$ 967	-35%	\$ 14,430	\$ 1,323	\$ 6,366	127%
Huron Meadows	\$ 2,434	\$ -	\$ 1,714	42%	\$ 24,092	\$ 8,227	\$ 15,749	53%
Hudson Mills	\$ 6	\$ -	\$ 801	-99%	\$ 5,128	\$ -	\$ 2,693	90%

PARK	Winter Sports this Month				Winter Sports Y-T-D			
	Current	Previous	Prev 3 Yr Avg	Change from Average	Current	Previous	Prev 3 Yr Avg	Change from Average
Lake St. Clair								
XC Skiers	0	0	4	-	16	1	13	20%
Ice Skaters	0	0	13	-	31	0	147	-79%
Sledders	0	0	18	-	239	0	237	1%
Ice Fishermen	0	0	353	-	3,610	391	2,197	64%
Stony Creek								
XC Skiers	0	0	155	-	1,080	113	1,094	-1%
Ice Skaters	0	0	38	-	0	141	405	-
Sledders	0	0	142	-	1,930	261	2,374	-19%
Ice Fishermen	0	0	18	-	384	414	462	-17%
Indian Springs								
XC Skiers	8	0	22	-63%	178	9	100	78%
Sledders	18	0	27	-34%	324	69	221	47%
Kensington								
XC Skiers	116	0	191	-39%	1,622	166	890	82%
Ice Skaters	0	0	145	-	14	3	388	-96%
Sledders	212	0	252	-16%	3,567	0	871	309%
Ice Fishermen	0	0	39	-	178	10	129	38%
Huron Meadows								
XC Skiers	465	0	480	-3%	3,595	1,355	3,290	9%
Ice Fishermen	0	0	23	-	0	4	69	-
Hudson Mills								
XC Skiers	1	0	139	-99%	1,231	20	611	102%
Lower Huron								
Ice Skaters	0	0	50	-	287	4	413	-31%
Willow								
XC Skiers	0	4	3	-	41	10	43	-5%
Sledders	0	15	39	-	447	67	877	-49%
Ice Fishing	0	0	7	-	27	5	62	-56%
Lake Erie								
XC Skiers	0	0	3	-	45	2	35	27%
Sledders	0	0	11	-	63	5	107	-41%
Ice Fishing	0	0	63	-	1,272	399	808	57%

INTERPRETIVE FACILITIES								
PARK	Monthly Patrons Served				YTD Patrons Served			
	(total program participants and non-program visitors)				(total program participants and non-program visitors)			
	Current	Previous	Prev 3 Yr Avg	Change from Average	Current	Previous	Prev 3 Yr Avg	Change from Average
Lake St Clair	9,435	6,354	7,399	28%	18,927	18,405	16,832	12%
Wolcott Mill	3,492	2,962	3,124	12%	6,700	6,862	6,983	-4%
Wolcott Farm	4,611	750	3,034	52%	6,707	2,653	5,345	25%
Stony Creek	11,721	15,167	14,085	-17%	31,740	42,511	37,783	-16%
Eastern Mobile Center	1,636	2,314	1,342	22%	2,667	2,948	1,897	41%
Indian Springs	5,867	4,225	5,442	8%	11,221	10,202	11,336	-1%
Kens NC	19,614	14,721	18,420	6%	47,783	48,835	49,801	-4%
Kens Farm	22,638	13,438	19,520	16%	40,097	33,396	36,270	11%
Western Mobile Center	1,212	999	1,351	-10%	2,603	2,857	3,500	-26%
Hudson Mills	3,739	3,288	3,850	-3%	8,890	8,350	9,149	-3%
Oakwoods	9,730	12,554	11,548	-16%	23,989	31,929	30,258	-21%
Lake Erie	12,704	11,913	10,377	22%	30,626	30,470	25,855	18%
Southern Mobile Center	1,568	323	630	149%	3,224	1,713	1,646	96%
Totals	107,967	89,008	100,121	8%	235,174	241,131	236,656	-1%

PARK	Monthly Revenue				YTD Revenue			
	Current	Previous	Prev 3 Yr Avg	Change from Average	Current	Previous	Prev 3 Yr Avg	Change from Average
Lake St Clair	\$ 1,736	\$ 1,430	\$ 1,345	29%	\$ 2,993	\$ 6,173	\$ 5,455	-45%
Wolcott Mill	\$ 4,018	\$ 2,776	\$ 3,660	10%	\$ 4,751	\$ 3,177	\$ 4,015	18%
Wolcott Farm	\$ 4,663	\$ 2,206	\$ 4,268	9%	\$ 5,820	\$ 4,341	\$ 6,479	-10%
Wagon Rides	\$ 909	\$ 68	\$ 209	335%	\$ 923	\$ 107	\$ 240	285%
Livestock/Produce	\$ 2,155	\$ 3,545	\$ 3,111	-31%	\$ 6,941	\$ 10,116	\$ 7,714	-10%
FARM TOTAL	\$ 7,727	\$ 5,819	\$ 7,588	2%	\$ 13,684	\$ 14,564	\$ 14,432	-5%
Stony Creek	\$ 1,879	\$ 1,945	\$ 1,968	-5%	\$ 4,689	\$ 5,119	\$ 5,693	-18%
Eastern Mobile Center	\$ 2,250	\$ 1,350	\$ 450	400%	\$ 6,650	\$ 1,675	\$ 558	1091%
Indian Springs	\$ 3,392	\$ 3,465	\$ 2,778	22%	\$ 4,171	\$ 4,222	\$ 4,064	3%
Kens NC	\$ 1,857	\$ 1,650	\$ 1,499	24%	\$ 4,426	\$ 5,734	\$ 5,892	-25%
Kens Farm	\$ 27,260	\$ 6,006	\$ 9,428	189%	\$ 36,501	\$ 10,146	\$ 16,725	118%
Wagon Rides	\$ 1,668	\$ 1,743	\$ 3,101	-46%	\$ 3,497	\$ 6,583	\$ 7,164	-51%
Livestock/Produce	\$ 380	\$ 1,183	\$ 2,575	-85%	\$ 1,124	\$ 2,651	\$ 3,793	-70%
FARM TOTAL	\$ 29,308	\$ 8,932	\$ 15,105	94%	\$ 41,121	\$ 19,380	\$ 27,682	49%
Western Mobile Center	\$ 5,437	\$ 2,713	\$ 2,921	86%	\$ 7,975	\$ 6,575	\$ 8,018	-1%
Hudson Mills	\$ 4,033	\$ 2,481	\$ 3,360	20%	\$ 4,724	\$ 2,749	\$ 4,611	2%
Oakwoods	\$ 1,387	\$ 1,412	\$ 1,657	-16%	\$ 2,052	\$ 2,737	\$ 2,777	-26%
Lake Erie	\$ 1,304	\$ 424	\$ 937	39%	\$ 2,507	\$ 5,776	\$ 3,854	-35%
Southern Mobile Center	\$ 1,775	\$ 1,250	\$ 417	326%	\$ 5,074	\$ 3,380	\$ 1,127	350%
Totals	\$ 66,103	\$ 35,647	\$ 43,683	51%	\$ 104,816	\$ 81,260	\$ 88,178	19%

BREAKDOWN OF ATTENDANCE	ON-SITE Programs and Attendance				OFF-SITE Programs and Attendance			
	CURRENT YEAR		PREVIOUS YEAR		CURRENT YEAR		PREVIOUS YEAR	
	Programs	Attendance	Programs	Attendance	Programs	Attendance	Programs	Attendance
Lake St Clair	39	878	30	617	9	217	9	223
Wolcott Mill	16	1,001	10	708	1	100	-	-
Wolcott Farm	15	2,132	13	181	14	479	-	-
Stony Creek	44	1,221	25	730	-	-	-	-
Eastern Mobile Center					33	1,636	11	2,314
Indian Springs	51	2,032	42	1,117	11	517	6	228
Kens NC	21	520	21	554	18	836	14	613
Kens Farm	164	5,280	107	1,405	-	-	-	-
Western Mobile Center					53	1,212	34	999
Hudson Mills	27	1,239	37	788	-	-	-	-
Oakwoods	21	271	15	196	7	330	6	1,238
Lake Erie	7	410	6	65	11	2,524	6	1,238
Southern Mobile Center					29	1,568	9	323
Totals	405	14,984	306	6,361	186	9,419	95	7,176
BREAKDOWN OF ATTENDANCE	OTHER VISITORS (Non-programs)							
	Current	Previous						
Lake St Clair	8,340	5,514						
Wolcott Mill	2,391	2,254						
Wolcott Farm	2,000	569						
Stony Creek	10,500	14,437						
Indian Springs	3,318	2,880						
Kens NC	18,258	13,554						
Kens Farm	17,358	12,033						
Hudson Mills	2,500	2,500						
Oakwoods	9,129	11,120						
Lake Erie	9,770	10,610						
Totals	83,564	75,471						

"ON-SITE" - Statistics includes both programs offered to the public and programs offered to school and scout groups.

"OFF-SITE" - Statistics includes outreach programs at schools, special events such as local fairs, or outdoor related trade shows.

"OTHER VISITORS" - Represents patrons to interpretive centers who visit to view exhibits, walk trails, and generally just enjoy the outdoors.