

AGENDA
Huron-Clinton Metropolitan Authority
Board of Commissioners Meeting
August 11, 2011, 10:30 a.m.
Oakwoods Metropark – Nature Center

1. Chairman's Statement
2. Public Participation
3. Minutes – July 2011
4. Financial Statements – July 2011
5. Vouchers – July 2011
6. Purchases
 - a. Brush Chipper (pg. 1)
7. Reports
 - A. Wolcott Mill
 1. Bids – Painting Farm Buildings (pg. 3)
 2. Report – Wolcott Mill Farm Operations (pg. 5)
 3. Contract Proposal to operate Wolcott Mill Farm by Agricultural Management Programs, LLC (pg. 11)
 - B. Lake Erie
 1. Bids – Concrete Repairs, Park Wide (pg. 19)
 - C. Administrative Office
 1. Report – 2012 Tax Levy's (pg. 21)
 2. Milford Township – General Motors Tax Assessment Defense Request (pg. 31)
 3. Report – User Survey Report (pg. 39)
 4. Donations (7) (pg. 47)
 5. Report – Legislative (pg. 49)
8. Presentation – Dr. John Hartig, Detroit River International Wildlife Refuge (pg. 53)
9. Director's Comments
10. Commissioners' Comments
11. Motion to Adjourn

The next regular Board of Commissioners meeting will be held on Thursday, Sept. 8 at 10:30 a.m. at Metro Beach Metropark at the Thomas Welsh Activity Center.

A Pension Committee meeting will take place prior to the Sept. 8 Board meeting at 8:00am at Metro Beach Metropark in the park office board room with a Health Care Trust meeting immediately following the Pension meeting.



HURON-CLINTON METROPOLITAN AUTHORITY

To: Board of Commissioners
From: Janice Schlitters, Food Service Administrator
Project No: ITB-11-012
Project Title: Brush Chipper
Location: Natural Resource Crew
Date: August 4, 2011

Bids Open: Monday, June 27, 2011 at 2:00 p.m.

Scope of Work: Furnish and deliver a Brush Chipper, Trailer Mounted, Drum Style, 18-inch capacity for use at all the Metroparks by the Natural Resource Crew. This is a replacement item.

VENDOR	CITY	AMOUNT
Bandit Industries, Inc.	Remus, MI	\$54,290.00
Vermeer of Michigan, Inc.	Jackson, MI	\$47,149.00
Bartlett Mfg., LLC	Marlette, MI	\$55,333.50
Southeastern Equipment	Novi, MI	\$58,900.00

Note:

Unit bid by Vermeer of Michigan, Inc. did not meet specifications for engine horsepower, horizontal down pressure feed system and not available with dual wheels.

INVITATION FOR BIDS WERE POSTED ON MICHIGAN INTER GOVERNMENTAL WEBSITE AND WAS SENT TO 53 REGISTERED SUPPLIERS.

Recommendation: that the Board of Commissioner award ITB-11-012 to the low responsive, responsible bidder, Bandit Industries, Inc. in the amount of \$54,290.00 as recommended by Janice Schlitters, Food Service Administrator and staff.



HURON-CLINTON METROPOLITAN AUTHORITY

7 - A - 1
Meeting of August 11, 2011

To: Board of Commissioners
From: Michael Arens, Chief Engineer
Project No.: 713-11Q
Title: Bids – Painting Farm Center Buildings
Project Type: Major Maintenance
Location: Wolcott Mill Metropark
Date: August 4, 2011

Scope of Work: Clean, prepare and paint exterior wood siding of Farm Center Buildings, including Horse Barn, Sheep Barn, Dairy Barn, Beef Cattle and Chicken buildings. Existing paint is deteriorated, fading and peeling.

This project was not included in the 2011 Major Maintenance Budget. However, due to existing paint conditions, it is recommended that the project be undertaken in 2011.

Major funding for this project has been provided through a \$10,000 donation from Mr. Wilson Born, and a \$10,000 donation from Mr. James Nicholson.

<u>Contractor</u>	<u>City</u>	<u>Amount</u>
1. Gold Star Painting & Maintenance, Inc.	Troy	\$22,000.00
2. Five Star Property Services & Maintenance, LLC	Troy	\$24,600.00
3. Scott's Painting and Restoration	Howell	\$41,400.00
Proposed Work Order Amount		
Contract Amount – Gold Star Painting & Maintenance		\$22,000.00
Contract Administration		<u>\$ 2,000.00</u>
Total Proposed Work Order Amount		\$24,000.00

Recommendation: That the Board of Commissioners (1) approve the issuance of a Purchase Order to the lowest responsive, responsible bidder, Gold Star Painting & Maintenance, Inc., in the amount of \$22,000.00; and (2) transfer \$24,000 from the Reserves for Future Contingencies Account to the Wolcott Mill Major Maintenance Account as recommended by Chief Engineer Arens and staff.



HURON-CLINTON METROPOLITAN AUTHORITY

To: Board of Commissioners
From: C. Michael George, Chief of Interpretive Services
Subject: Report – Wolcott Mill Metropark Farm Center Operations
Date: August 4, 2011

Overview of the Farm:

The Wolcott Mill Farm Center (WMFC), opened to the public in 1997, is a 250-acre working farm dedicated to interpreting several aspects of rural farm life. The farm offers visitors and school groups the opportunity to get up close and personal with live farm animals such as sheep, goats, chickens, horses, cows and several others that are part of a farm environment, as well as view various field crops such as corn, hay and soybeans. The focal feature of the farm is a small commercial dairy operation.

The original concept for the farm was to demonstrate modern agricultural practices and to be an educational resource for active farmers in the area as well as the general non-farming public. The intent was to partner with other farm educational institutions such as the cooperative extension service and MSU, even to the extent of providing housing accommodations for agricultural and veterinarian students/interns. In addition to the dairy operation, the first few years' crop demonstration plots were planted and "field days" were held for local farmers. These events were not heavily supported by local farmers, however, and those types of programs were discontinued.

Initially, the farm staff operated out of a trailer as an office because the old farmhouse on site was not suitable for public use. This restricted the number and types of programs that could be conducted at the site. In 2000, the Metroparks, with considerable help from private citizens who supported the farm, developed and conducted a fundraising campaign to build a new farmhouse. The goal was to raise \$1 million to build an interpretive center with classroom, exhibit space, rooms for interns to stay, restrooms, and office space for the operation. The fundraising effort lasted a few years and raised about \$140,000. The Metroparks budgeted another \$200,000 and the current farmhouse was built. It is smaller than originally planned and does not include rooms for interns, but does have a highly used classroom, exhibit area, restrooms and office space.

Over the years, with the decline in active farming in the immediate area, the focus of the farm has gradually changed to be more of an educational and recreational facility, appealing to the non-farming public. Different breeds of farm animals have been added to the displays, hayrides have been instituted, and a sorghum grass maze grown, all to augment the attractions at the farm. With the financial help from several supporters, a small greenhouse has been built and a fishing pond dredged.

Today, about 10-12 cows are milked daily for demonstration and the Grade A milk is sold and shipped to a dairy for processing. The herd consists primarily of Holstein cattle, but six different dairy breeds are represented in the herd. It is rare that one would find all these breeds together in a single dairy operation, but Wolcott boasts such a program.

The farm grows several crops, among them corn and hay which are utilized as part of the annual feed needs of the farm. Soybeans and wheat are grown as part of their crop rotation and the grain is sold to generate revenue for the Metroparks. The stems from the wheat stubble are also baled and used as bedding for the farm animals.

A team of three full-time and six part-time employees oversee the day-to-day operation of the farm. Unlike the other interpretive facilities, the HCMA farms are 24/7 operations. Staffers routinely work at odd hours when animal husbandry is involved. The dairy operation at Wolcott, as an example, requires milking the cows twice per day, first between 10 a.m. and 11 a.m. and later in the evening between 9 p.m. and 10 p.m. Any issues regarding the livestock may bring farm staff in at odd hours to administer to their needs.

Educational Programs:

School programming and educational outreach are important aspects of what the WMFC offers as part of its overall operation. Using Wolcott as an example, but applicable to all our interpretive facilities, the programming is aligned to the Michigan “Grade Level Content Expectations,” or GLCE’s. The GLCE’s are a set of learning expectations developed by parents, educators, business leaders and university professors to assist schools in the development of local district curricula. These standards and more detailed learning objectives called *benchmarks* are contained within the Michigan Curriculum Framework.

By aligning our interpretive programming with the GLCE’s, the educational components of our programs become more relevant to educators seeking to augment their curriculum while being involved in field trips. School districts no longer can afford to allow students to be part of field trips unless the “experience” is relevant to the school curriculum. Thus, it has been essential that the interpretive department offer school programming that schools districts can utilize to enhance what is being taught in the classroom. Both on-site and off-site school programs are designed and developed by the interpretive staff to fulfill the needs of the educator. HCMA cannot afford to offer programming that does not address the requirements of school districts. Offering relevant programming for educators turns out to be a “marketing tool” for HCMA to draw as many schools as possible our way.

Essential to HCMA’s ability to offer programming aligned to the GLEC’s at all of our interpretive facilities are the credentials of staff. The Supervising Farm Interpreter holds a Master’s Degree in Agricultural and Extension Education, and has completed a secondary education directed teacher program and earned his secondary teaching certificate. He possesses the knowledge and capability to train farm interpreters in these state educational standards.

Additionally, the Interpretive Assistant at the farm has earned her “Certified Interpretive Guide” (CIG) credential, a professional certification program offered through the National Association for Interpretation (NAI). The program recognizes individuals who exhibit the knowledge and skills necessary to assure quality interpretive services to all audiences. The credential has become the “gold standard” by which the skills of all interpreters are measured, and many of HCMA’s interpreters possess this certification. The CIG credential has gained recognition and respect by school districts and has become yet another reason that schools look favorably at the Metroparks when deciding on which school field trip will be

the most beneficial. Not only do schools consider the alignment of the programming with the GLCE's, but the relevant professional credentials held by the interpreters.

School programming & some examples:

- Farm tour, including observing milking activities/process
- Food and Fiber programs, "Where does our food come from?"
- Pre-school programming including, "**Read a book and meet an animal**"
- Wagon rides – show casing the Farm's field crops, pastures and natural resources
- Outreach programs to libraries, schools, festivals and others

Family Programming:

Family programming involves such aspects as special events, workshops, fishing programs, hayrides, volunteer and other activities. Off-site activities may be included here as well. Programming is designed to be diverse, therefore offering opportunities to draw in a wide range of public interests to the farm. This diversity in programming is constantly under review so that we can make adjustments to meet the needs of our visitors.

Special events & some examples:

- Horse workshops and seminars
- Country Fair Festival
- Barn Dance Night
- 4H related activities and workshops
- Kids Club PBS Live (off-site)
- Armada Fair (off-site)
- Kiwanis Kid's Day at the Farm
- Farmer's Camp and Jr. Farmer's Camp
- Numerous pocket pet programs (rabbits, chickens, etc.)
- Volunteer Banquet
- Sheep Shearing & Fiber Fair
- Wagon rides (to pumpkins, field crops, farm property tour)
- Easter Egg Scramble
- Volunteer Day
- Earth Day Clean-up
- Numerous holiday programs (Mother's/Father's Day, Halloween, Christmas)

Proposed Future Initiatives:

An integral part of the process of assessing what we execute in the interpretive program is looking ahead to enrich and expand our capabilities in overall programming, as well as seeking to improve the physical aspects of the site. In regards to the WMFC, staff has recently developed such a plan to improve the operation and to increase visitation at the farm.

School Programming:

- **Goal 1:** Expand group appointments for schools by 20 percent weekly. This will be accomplished by reorganizing staff duties and reallocating staff hours.
- **Goal 2:** Create a greater awareness, through bulk mailing and emails to schools in the area, of the educational outreach opportunities offered by WMFC.
- **Goal 3:** Earmark \$10,000 from a recent grant from the Four County Community Foundation for schools with ongoing financial constraints where costs for field trips cannot be supported by the school's budget and paying for a field trip would be a hardship for a majority of the families. The grant will help defray some of the cost of a field trip to WMFC for the targeted schools.
- **Goal 4:** Continue to assess our programming, making certain we always are aligned to the GLCE's.
- **Goal 5:** Include hand-milking opportunities in programming to allow for additional milking demonstrations.

Wagon Rides:

- **Goal 1:** Expand time slots for wagon rides by two hours, operating from 11 a.m. to 4 p.m.
- **Goal 2:** Expand "U-Pick" activities (pumpkins and gourds).
- **Goal 3:** Develop a permanent trail for year round wagon rides that showcases the Farm's various agricultural and natural settings.

Other Initiatives:

- **Goal 1:** Expand horse program by introducing a donkey and a mini-horse to the farm. These extra programs will provide more diversity in the animal exhibits and allow for more "hands-on" opportunities for younger children.
- **Goal 2:** Expand Summer Camp by adding one additional three-day segment. The summer camp program was restructured for 2011 and was quite successful.
- **Goal 3:** Diversify sheep and goat breeds. This is already in the works, with the Wolcott Farm Supervisor working with the Kensington Farm Supervisor to provide new breeds. As with the diversity we now have with cows, it will be important to show as many other breeds of livestock as well.
- **Goal 4:** Continue to hold discussions and "brain-storming" sessions with HCMA marketing team to develop "special events" and other activities that will increase traffic flow to the farm. It will be essential, as we move forward, to work more closely with marketing in order to develop and promote innovative activities and new partnerships, not only at Wolcott Farm, but at all other HCMA interpretive facilities.

One such offering which has been discussed is a METROPARK SCAVENGER HUNT for children. Interpreters will prepare a list defining specific items which the kids seek to gather at Wolcott Mill, Stony Creek and Metro Beach Metroparks during one or two weekend visits. Once the kids reach their goal of completing the list, they'll receive a punch card that can be exchanged for prizes and their names will be entered into a drawing for one grand prize. We will work with sponsors to provide the prizes.

- **Goal 5:** With assistance from Wolcott Mill Historic Center (WMHC) staff, expand fishing program at the farm. The effectiveness of this strategy was demonstrated recently when both Bill Thomas, Supervising Interpreter at the WMHC and Kathy Reidt, WMHC Interpreter supported farm staff and several volunteers with a fishing event at the farm. Bill Westrick, a long-time supporter of the Wolcott Farm, was involved with this event. Mr. Westrick continues to work with staff to improve opportunities at the fishing site.

New Proposals:

The new proposals outlined below are dependent on the budget process, donations or grants. These proposed changes have the potential to engage more groups and also allow for the accommodation of larger school groups. They also will allow for greater interest in the site by drawing in those that have other interests in being outdoors.

- **Expansion of livestock arena:**
This will open up more opportunities for groups requiring larger area for use. Currently the arena measures 150' X 100'. It would be enlarged to 150' X 300'. The **Michigan Competitive Horse Association** (MCHA) has already shown interest in the site should the changes be made. They will provide 10 to 12 events or more per year for this site. These types of competitions usually draw between 100 and 200 participants and spectators. **The cost of re-vamping the site is approximately \$9000.**

This same site will be used for other "livestock" clinics and like animal care type activities (sheep, goat and beef clinics, horse showing/grooming clinics, livestock safety classes, etc.).

- **Greenhouse modification and use:**
We are in the process of obtaining an estimate for adding a partition to the greenhouse. This will allow for more effective heating and permit this space to be used as a heated area for larger school groups and for special programming during the colder months. The partition construction will allow for the entire greenhouse to be open along its length when other activities dictate. We are looking into using greenhouse space for plant sales and as a "farmer's market". Also under discussion is the possibility of offering Master Gardener Program training at the greenhouse.
- **Develop trails:**
 1. Design a dedicated trail for wagon rides, to include a portion of trail traversing the woods.
 2. Design walking trails in the farm area.

3. Develop a trail between the Wolcott Mill Historic Center and the Wolcott Farm.
(These projects are included in the requests for 2012 projects and will be up for review in September as part of the budget process.)

- **Children's Play Structure:**

We have been looking into our ability to add a **children's play structure** to the farm. This would be a major improvement and would have an estimated cost of \$25,000 to \$30,000. A majority of our walk-on visitors are families. A nature themed playscape located in close proximity to the Farm House building would be a very desirable attraction for families with younger children. It would provide an added dimension to their farm experience and, if properly designed, could encompass an interpretive aspect as well.

As with all the HCMA's interpretive facilities, and in keeping with goals set forth in the Interpretive Strategic Plan, the Wolcott Mill Farm Center, in close working relationship with other HCMA departments, will strive to look at ways to provide our visitors with an awareness and appreciation of the cultural heritage learning opportunities offered at the Farm site. It has always been and will continue to be a principal focus to reflect on ways to increase visitor participation at the site. We are confident that with renewed and consistent attention to establishing new opportunities that we will continue toward our goal of improving the Farm experience for our visitors.

Recommendation: That the Board of Commissioners receive and file the Wolcott Mill Metropark Farm Center Operations Report as recommended by Chief of Interpretive Services Michael George and staff.



HURON-CLINTON METROPOLITAN AUTHORITY

To: Board of Commissioners
From: David C. Moilanen, Director
Subject: Contract Proposal from Agricultural Management Programs, LLC to Operate the Wolcott Mill Farm Center
Location: Wolcott Mill, Macomb County
Date: July 14, 2011

Tom Welsh of Agricultural Management Programs, LLC has submitted a proposed contract with HCMA to operate the Wolcott Mill Farm Center. Mr. Welsh proposes that his company could operate the farm at less expense to the Authority than is currently budgeted, would offer a 15 percent return of net sales to HCMA, and would develop more programming and attendance at the farm.

The proposed contract is very general and lacks many details necessary to determine the terms of agreement between the two parties and to evaluate its efficacy. To consider this proposal further we would want a more detailed description of the deliverables including a business plan detailing how the company would operate the farm at less cost; financial statements describing the financial stability of the company; resumes for the company's management team indicating qualifications to conduct educational programming and perform acceptable animal husbandry practices; and references. Additionally, we would want to define and agree on contract terms such as, but not limited to, levels of insurance required; the disposition of the farm equipment; responsibilities of each party for building maintenance items; as well as fees to be charged for programs and produce.

As a publicly funded agency, typically, when the Metroparks considers contracting for services with a private individual or company, it initially goes through a competitive bidding or proposal process to provide fair and equitable treatment of all persons involved in public procurement with the Metroparks, as well as to assure the best product quality and value. To maintain the integrity of the Metroparks' contracting process, it would seem appropriate to seek requests for proposals in this case, should the Board decide to pursue privatization of Wolcott Mill Farm.

The idea of privatizing the operation of an educational facility such as the farm deserves more discussion. Cost of operating these facilities, providing quality educational programs, maintaining healthy animals for display, and generating positive community support are all critical components needed for a successful operation. Whether these aspects can be better provided by a private entity or a public agency is a question that needs further research and discussion.

Recommendation: That the Board of Commissioners reject the proposal from Agricultural Management Programs as currently presented; that the Board provide staff with direction on whether to privatize the operation of the Wolcott Mill Farm Center; and if the Board determines privatizing the operation is a viable alternative, direct staff to develop an RFP to procure services of a private concessionaire for operation of the farm as recommended by Director Moilanen and staff.



Agricultural Management Programs, LLC

We want to AMP up the Wolcott Mill Farm Center!

PROJECT DESCRIPTION:

Management Contract for Wolcott Mill Farm Center



Brief Description of the Contract

Agricultural Management Programs, LLC (AMP) is requesting your consideration for a contract to promote attendance and reduce the annual budget at the Wolcott Mill Farm Center through private management of the facility. The members and staff of this company are comprised of members of the Thomas Welsh family that will bring years of experience and program coordinators to the Farm Center and will increase the attendance and community involvement of this facility. We propose to support the Huron-Clinton Metroparks mission statement through efficient budgeting, facility planning, program development, and implementation of a new farm management program.

Obtaining a contract to manage the Wolcott Mill Farm will kick-off our management plan to attract residents, families and visitors to the only working farm open to the public in the area, and continue to encourage community involvement in an expanded program schedule.

We have established an agricultural-driven management company that is focused on responsible management of the facilities as to best promote existing and planned programming and events, tailored to meet the community needs. Amenities and attractions of this 250-acre farm include the only farm in Michigan open to the public that offers six breeds of dairy cows, daily cow milking for public viewing, "Mighty Mitt" the steer with the Michigan mitt shape on his side, historic barns, numerous animal, equine and fowl species, and acres of crop lands.

We will, independently and more effectively, manage the facility and buildings and maintain the health and wellness of the farm animals that are part of the Wolcott Mill Farm Center within a budget that will be reduced by over \$200,000 from the current budget.

Mission Statement

Our mission is to deliver exceptional farm management services while offering educational and recreational programs to the community that demonstrate responsible animal care and environmental, agricultural and land management practices now and for years to come.

Goals and objectives

The importance of efficient and effective management is critical to any business or facility. It is something the AMP holds to a higher standard in maintaining the professionalism and integrity of the Farm Center as a Metropark facility.

Our area is unique because of its diverse communities, from urban to rural, within a twenty-five mile radius, advantageous location, proximity to nearby state highways, and access to major regional thoroughfares. All these factors will assist in drawing an expanded audience to the Farm Center. We will reach out to that expanded audience to more thoroughly highlight and promote this "hidden gem" in Macomb County.

Budget Reduction

We propose the HCMA budget of the Farm be reduced from the 2011 budget of \$518,000 to \$297,000 in 2012. We plan to accommodate this reduction by reducing staff, shopping vendor services and professional fees, promoting a volunteer program for special events, and overall efficiently cutting costs in all expenditure areas.

Return of Net Sales to HCMA

We will develop opportunities to create additional income to the Farm:

- Maximize crop production on suitable agricultural land
- Expand Farm production to include pumpkins and gourds. These products can be sold from our Farmer's Market and be the basis of special events in the fall, particularly horse-drawn wagon rides and Halloween programs.
- Additional paid Activities & Special Events as listed below

From these additional programs and services, we anticipate earning additional income to supplement the operating expenses. We also propose a 15% return of net sales to HCMA on a quarterly basis.

Attendance

Current attendance figures are difficult, if not impossible, to ascertain as existing records combine specific counts from group attendance, estimated counts of daily attendance, and promotional exposures at off site events.

Note: There is currently no process in place to track daily non-group or event attendance. This is mostly due to there being no charge for admittance, so it is an “open door” situation with unaccounted attendees coming and going at will.

We will create a system to track daily attendance while not compromising the “free” aspect of attending the Farm. These figures, combined with special event counts and group counts, will give us accurate attendance numbers in the future. We will not count off site exposures as attendance. Off site exposures are important in marketing, but do not contribute to actual attendance at the Farm.

Proposed Activities & Special Events

Establishing a new program schedule will permit us to expand and improve the facility visibility efficiently and effectively while offering educational adult programs and fun and exciting children's activities. We have a number of tools we plan to incorporate to increase future attendance, which may include any number of the following:

- Farmer's Market and related activities
 - Produce from the Farm can be sold, as well as products from neighboring farms creating a cooperative atmosphere with our agricultural neighbors and generating Farm income.
- Corn Maze
- Additional Fall/Halloween events
- Additional classes and workshops
 - More baby animals, including horses for the first time
 - Maple syrup production
 - Beekeeping
 - Home food processing (canning, freezing, etc.)
 - Urban and Container Gardening Education Program
 - Horse Training Programs
 - Greenhouse Plant Growing
- Dog related events to capitalize on increased attention/spending on family dogs
- Blacksmith Shop and Demonstrations
- Re-Establish Horse-Drawn Wagon Ride Program
- Bottled Milk with Wolcott Mill Metropark Labeling
- New Santa Program Schedule, including private meet and greet appointments



Promotion will be expanded through various traditional and contemporary outlets, to include parade participation and use of technology. We will also create a reliable mechanism to quickly respond to changing internal and external market conditions and coordinate our management action plans through cooperative relationships.

Our expected result will be a measurable, fast-paced increase in park attendance, to the benefit of thousands of visitors from the southeastern Michigan region, the park itself, and HCMA.

Plan for Measuring Project Results

We will measure our project goals by the increase in programs and initiatives we plan to develop and implement over the next several years. We will keep detailed, accurate and complete records of income, expenditures, and attendance numbers and will actively participate in the evaluation of facility activities during the course of the year.

We will submit a project report upon the completion of the fiscal year of our contract.

Upon request, we will provide an audited financial statement of the income and expenditure related to the facility by an independent certified public accountant as documentation that the contract payment is spent on the purposes for which it was provided.

Agricultural Management Programs, LLC Background

Agricultural Management Programs, LLC, is comprised primarily of Welsh family members. The Welsh family has a long history at the Farm Center that goes back to before it opened to the public. Former HCMA Commissioner Thomas S. Welsh played a key role in the establishment of the park, which opened to the public in 1997. After spending time at the Farm Center with the former Commissioner, the entire Welsh family volunteered over 10,000 hours and donated thousands of dollars of supplies and equipment to the horse program from 2000-2008 at the Farm Center in his memory. The Welsh family also encouraged, through the Thomas S. Welsh Foundation, the donation of 7 draft horses, medical expenses and surgeries, much needed fencing, and numerous building improvements and additions to the horse barn.

During the time the Welsh family coordinated the horse program at the Farm Center, attendance levels were at all time highs and many attendees would come back multiple times during the year and bring friends and family back with them. It was a rewarding experience that gives AMP the edge a company would need to promote the best management of the facility and encourage residents and families to visit this one-of-a-kind park.

The Welsh family through AMP, LLC can bring experience, familiarity of the Farm Center, extensive knowledge and experience with all farm animals that reside at the Farm, and years of event and program promotions to a facility that is an asset in the community. Following are photos of three generations of the Welsh family driving draft horses at the Farm Center.



Thomas S. Welsh, Sr. driving Belgian drafts, Penny & Patty



Thomas Welsh, Jr. driving Belgian drafts, Dan & Charlie



Erin Welsh driving Belgian drafts, Dan & Charlie

Members & Staff

Agricultural Management Programs, LLC, is a family-based organization with deep roots in Macomb County, its business community, and farming. This organization was formed for the sole purpose of managing the Wolcott Mill Farm Center. AMP's ownership and staff consist of: Thomas Welsh, General

Manager; Lorie Jo Welsh, Member; Jeff Green, Farm Manager; Erin Welsh, Assistant Manager; Arianna Welsh, Office Administrator; Georgia Phelan, Event Coordinator; and two additional employees for maintenance and milking.



Thomas Welsh
General Manager



Jeff Green
Farm Manager



Arianna Welsh
Office Administrator



Erin Welsh
Assistant Manager



Georgia Phelan
Events Coordinator

AMP members and some staff members have and continue to serve on community boards, non-profit organizations, and other community service organizations. In addition, AMP members and staff have fostered, built and maintained strong bonds and relationships with community-based organizations of our community, as well as various corporations and agencies.

Conclusion

AMP brings many years of experience and its members and staff offer a reputation and rapport within the community of quality work and management practices. The Welsh family has an 80-year history with farm animal management and community activism within Macomb County.

Our management plan of the Farm Center allows us to operate at a greatly reduced cost from the existing budget figures and includes a 15% net sales return to the HCMA. The future of this facility will be maintained through public and private partnerships, which will have the support and backing of the community, and will continue to preserve, improve and promote the livelihood of this unique amenity.



HURON-CLINTON METROPOLITAN AUTHORITY

To: Board of Commissioners
 From: Michael Arens, Chief Engineer
 Title: Bids – Sidewalk Repair
 Project Type: Major Maintenance
 Location: Lake Erie and Willow Metroparks
 Date: August 4, 2011

Scope of Work: Project provides removal and replacement of the plaza area concrete at the Lake Erie Park Office, and removal and replacement of concrete adjacent to the Pool Area at Willow Metropark. Existing concrete to be replaced is deteriorated and failing.

<u>Contractor</u>	<u>City</u>	<u>Amount</u>
1. V & O Contracting, Inc.	Clinton Township	\$23,000.00
2. Advance Concrete Services, LLC	Richmond	\$27,208.20
3. Hartwell Cement Company	Oak Park	\$27,672.50
Budget Amount		
Lake Erie Park Office Concrete Replacement		\$26,000.00
Willow Pool Area Concrete Replacement		<u>\$ 7,000.00</u>
Total Budget Amount for Contract Services and Administration		\$33,000.00
Proposed Work Order Amount		
Contract Amount – V & O Contracting		\$23,000.00
Contract Administration		<u>\$ 2,000.00</u>
Total Proposed Work Order Amount		\$25,000.00

Recommendation: That the Board of Commissioners approve the issuance of a Purchase Order to the lowest responsive, responsible bidder, V & O Contracting, Inc., in the amount of \$23,000.00 as recommended by Chief Engineer Arens and staff.



HURON-CLINTON METROPOLITAN AUTHORITY

7 - C - 1
Meeting of August 11, 2011

To: Board of Commissioners
From: David L. Wahl, Controller
Subject: Report - 2011/2012 Tax Levy
Date: August 4, 2011

Final 2011 Taxable Value figures used for the calculation of the Metroparks' 2012 tax revenues have been received from the county Treasurer's offices. At this time, it is necessary for the Board of Commissioners to certify the requested tax levy rate to each member county.

The calculation of the Metroparks' tax levy millage rate is controlled by the "Headlee" Millage Reduction Formula (Michigan Compiled Law 211.34d) and Proposal A (1994 Public Act 415). Once the Metroparks' tax levy rate is calculated, it is applied to the "taxable values" throughout the five counties of Livingston, Macomb, Oakland, Washtenaw and Wayne.

The Metroparks' "taxable value" figure for the five counties for 2011 is \$141.247 billion, a decrease of \$10.292 billion (6.8 percent) from the 2010 level of \$151.539 billion. The Metroparks' tax base continues to be impacted by the negative factors affecting the real estate markets (residential, commercial and industrial). Although this is another significant reduction, this drop is less than last year's drop in taxable values of \$16.2 billion (9.7 percent).

In applying the 2011 taxable value figures to the Headlee Millage Reduction Factor calculation formula, with the permitted inflation rate multiplier of 1.017, the Metroparks will be permitted to again levy .2146 mills for 2012. This is the seventh consecutive year at the same tax rate, with the Metroparks levying 86 percent of the original authorized millage of .2500 mills.

In applying the .2146 millage rate against the district's 2011 "taxable value" figures, anticipated "gross" tax revenues for 2012 will be \$30,311,637. The breakdown by county is as follows:

	2012 Levy	%	2011 Levy	%	Change
Livingston	\$1,632,451	5.4%	\$1,706,714	5.2%	(4.4%)
Macomb	5,540,927	18.3%	5,960,163	18.3%	(7.0%)
Oakland	10,883,821	35.9%	11,814,040	36.4%	(7.9%)
Washtenaw	3,021,987	10.0%	3,110,970	9.6%	(2.9%)
Wayne	9,232,450	30.4%	9,933,564	30.5%	(7.1%)
Total	\$30,311,637	100.0%	\$32,525,451	100.0%	(6.8%)

As we have done for the last four years, it is recommended that the Metroparks estimate the amount of “captured” tax revenues and adjust the anticipated gross tax revenues down at the start of the budget year. This is due to (1) the number of tax abatement programs which include Downtown Development Authorities (DDA), Local Development Finance Authorities (LDFA), Tax Incremental Finance Authorities (TIFA), Brownfield, and Neighborhood Enterprise Zones, (2) the large number of communities that are utilizing them and (3) the amounts of Metroparks’ tax revenue that is being captured. By booking this adjustment at the beginning of the budget year, we are able to have a more accurate picture of the actual amount of taxes that should ultimately be collected in 2012. Based on trends of the last ten years data of the amount of Metroparks’ tax revenue captured, the following breakdown details the “net” tax revenues recommended to be used for the 2012 Budget.

	2011/2012 Gross Tax Levy	Estimated Captured Taxes	2011/2012 Net Tax Levy
Livingston	\$1,632,451	\$ (37,000)	\$ 1,595,451
Macomb	5,540,927	(92,000)	5,448,927
Oakland	10,883,821	(406,000)	10,477,821
Washtenaw	3,021,987	(61,000)	2,960,987
Wayne	9,232,450	(620,000)	8,612,450
Total	\$30,311,637	\$ (1,216,000)	\$ 29,095,637

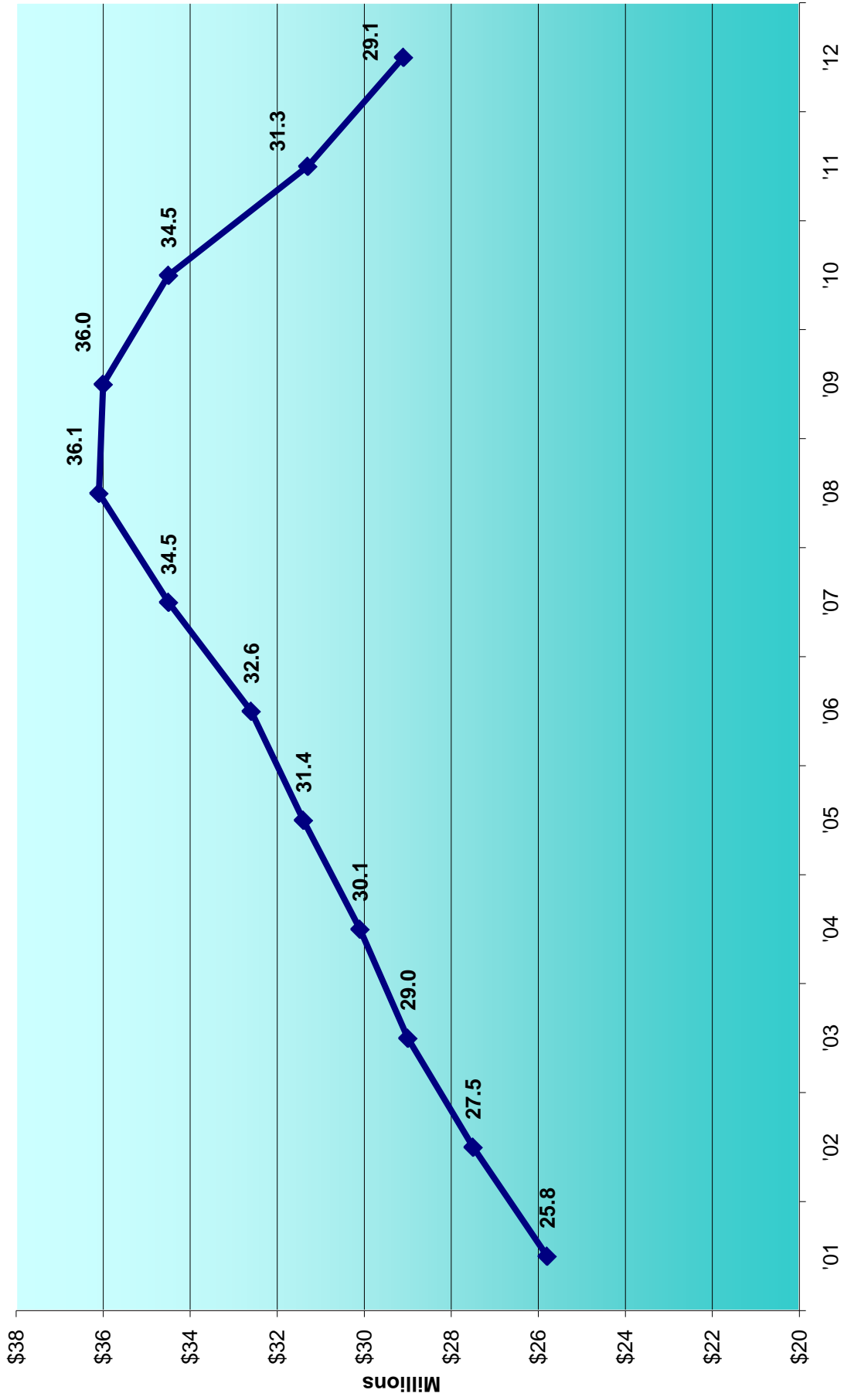
The 2011 Budget was prepared on the basis of anticipated net tax revenues of \$31,348,452. Therefore, the Metroparks anticipates a tax revenue decline of \$2,252,815 (7.2 percent) for the 2012 Budget. This is a smaller tax revenue decline than the Metroparks experienced in 2011 in terms of both dollars and percentage (2011 decline was \$3,245,940 – 9.4 percent). The amount and percentage of decline is starting to ease. The \$29.1 million anticipated for 2012 means the Metroparks will be operating on the same amount of tax revenues as in 2003. The \$29.1 million net tax revenues anticipated for 2012 is also \$1.6 million higher than the estimated 2012 tax figure used in the revised Five Year Plan of \$27.5 million. The attached graph shows tax revenue trends since 2001.

The Metroparks have received confirmation of the calculations of the 2011 tax millage rate and revenues from the State Department of Treasury, Assessment and Certification Division. It is necessary for the Board to certify the 2011 tax levy rate to each county.

Recommendation: that the Board of Commissioners approve (1) the attached 2011 Tax Rate Request forms at .2146 mills and (2) the inclusion of “net” tax revenues of \$29,095,637 in the 2012 Budget as recommended by Controller Wahl and staff.

Huron-Clinton Metropolitan Authority Tax Revenues - 2001 to 2012

7-C-1-a



2001 to 2010 are "actual" tax collections.

2011 and 2012 are budgeted "net" tax revenues.

ORIGINAL TO: County Clerk(s)
COPY TO: Equalization Department(s)
COPY TO: Each township or city clerk

2011 Tax Rate Request (This form must be completed and submitted on or before September 30, 2011)

Carefully read the instructions on page 2.

This form is issued under authority of MCL Sections 211.24e, 211.34 and 211.34d. Filing is mandatory; Penalty applies.

County(ies) Where the Local Government Unit Levies Taxes Livingston	2011 Taxable Value of ALL Properties in the Unit as of 5-23-11 7,606,949,730
Local Government Unit Requesting Millage Levy Huron-Clinton Metropolitan Authority	For LOCAL School Districts: 2011 Taxable Value excluding Principal Residence, Qualified Agricultural, Qualified Forest, Industrial Personal and Commercial Personal Properties.

This form must be completed for each unit of government for which a property tax is levied. Penalty for non-filing is provided under MCL Sec 211.119. The following tax rates have been authorized for levy on the 2011 tax roll.

[illegible]

Prepared by David L. Wahl	Telephone Number 810-227-2757	Title of Preparer Controller	Date 8/11/2011
-------------------------------------	---	--	--------------------------

CERTIFICATION: As the representatives for the local government unit named above, we certify that these requested tax levy rates have been reduced, if necessary to comply with the state constitution (Article 9, Section 31), and that the requested levy rates have also been reduced, if necessary, to comply with MCL Sections 211.24e, 211.34 and, for LOCAL school districts which levy a Supplemental (Hold Harmless) Millage, 380.1211(3).

<input type="checkbox"/>	Clerk	Signature	Print Name	Date	Rates to be Levied (HH/Supp and NH Oper ONLY)	Rate
<input checked="" type="checkbox"/>	Secretary		John C. Hertel	8/11/2011		
<input checked="" type="checkbox"/>	Chairperson	Signature	Print Name	Date	For Principal Residence, Qualified Agi, Qualified Forest and Industrial Personal	
<input type="checkbox"/>	President		Anthony V. Marrocco	8/11/2011		

* Under Truth in Taxation, MCL Section 211.24e, the governing body may decide to levy a rate which will not exceed the maximum authorized rate allowed in column 9. The requirements of MCL 211.24e must be met prior to levying an operating levy which is larger than the base tax rate and not larger than the rate in column 9.

* Under Truth in Taxation, MCL Section 211.24e, the governing body may decide to levy a rate which will not exceed the maximum authorized rate allowed in column 9. The requirements of MCL 211.24e must be met prior to levying an operating levy which is larger than the base tax rate but not larger than the rate in column 9.

***** IMPORTANT:** See instructions on page 2 regarding where to find the millage rate used in column (5).

2011 Tax Rate Request (This form must be completed and submitted on or before September 30, 2011)

Carefully read the instructions on page 2.

This form is issued under authority of MCL Sections 211.24e, 211.34 and 211.34d. Filing is mandatory; Penalty applies.

County(ies) Where the Local Government Unit Levies Taxes Macomb	2011 Taxable Value of ALL Properties in the Unit as of 5-23-11 25,819,791,396
Local Government Unit Requesting Millage Levy Huron-Clinton Metropolitan Authority	For LOCAL School Districts: 2011 Taxable Value excluding Principal Residence, Qualified Agricultural, Qualified Forest, Industrial Personal and Commercial Personal Properties.

This form must be completed for each unit of government for which a property tax is levied. Penalty for non-filing is provided under MCL Sec 211.119. The following tax rates have been authorized for levy on the 2011 tax roll.

[illegible]

Prepared by David L. Wahl	Telephone Number 810-227-2757	Title of Preparer Controller	Date 8/11/2011
-------------------------------------	---	--	--------------------------

CERTIFICATION: As the representatives for the local government unit named above, we certify that these requested tax levy rates have been reduced, if necessary to comply with the state constitution (Article 9, Section 31), and that the requested levy rates have also been reduced, if necessary, to comply with MCL Sections 211.24e, 211.34 and, for LOCAL school districts which levy a Supplemental (Hold Harmless) Millage, 380.1211(3).

<input type="checkbox"/>	Clerk	Signature	Print Name	Date
<input checked="" type="checkbox"/>	Secretary		John C. Hertel	8/11/2011
<input checked="" type="checkbox"/>	Chairperson	Signature	Print Name	Date
<input type="checkbox"/>	President		Anthony V. Marrocco	8/11/2011

* Under Truth in Taxation, MCL Section 211.24e, the governing body may decide to levy a rate which will not exceed the maximum authorized rate allowed in column 9. The requirements of MCL 211.24e must be met prior to levying an operating levy which is larger than the base tax rate but not larger than the rate in column 9.

**** IMPORTANT:** See instructions on page 2 regarding where to find the millage rate used in column (5).

2011 Tax Rate Request (This form must be completed and submitted on or before September 30, 2011)
MILLAGE REQUEST REPORT TO COUNTY BOARD OF COMMISSIONERS

Carefully read the instructions on page 2.

This form is issued under authority of MCL Sections 211.24e, 211.34 and 211.34d. Filing is mandatory; Penalty applies.

County(ies) Where the Local Government Unit Levies Taxes Oakland		2011 Taxable Value of ALL Properties in the Unit as of 5-23-11 50,716,779,887	
Local Government Unit Requesting Millage Levy Huron-Clinton Metropolitan Authority		For LOCAL School Districts: 2011 Taxable Value excluding Principal Residence, Qualified Agricultural, Qualified Forest, Industrial Personal and Commercial Personal Properties.	

This form must be completed for each unit of government for which a property tax is levied. Penalty for non-filing is provided under MCL Sec 211.119. The following tax rates have been authorized for levy on the 2011 tax roll.

(1) Source	(2) Purpose of Millage	(3) Date of Election	(4) Original Millage Authorized by Election Charter, etc.	(5) ** 2010 Millage Rate Permanently Reduced by MCL 211.34d "Headlee"	(6) 2011 Current Year "Headlee" Millage Reduction Fraction	(7) 2011 Millage Rate Permanently Reduced by MCL 211.34d "Headlee"	(8) Sec. 211.34 Truth in Assessing or Equalization Millage Rollback Fraction	(9) Maximum Allowable Millage Levy *	(10) Millage Requested to be Levied July 1	(11) Millage Requested to be Levied Dec. 1	(12) Expiration Date of Millage Authorized
Act 147	Cap Impr	11/40	0.2500	0.2146	1.0000	0.2146	1.0000	0.2146	N/A	0.2146	None
of Public	and										
Act of	Opera-										
1939	tions										

Prepared by David L. Wahl	Telephone Number 810-227-2757	Title of Preparer Controller	Date 8/11/2011
-------------------------------------	---	--	--------------------------

CERTIFICATION: As the representatives for the local government unit named above, we certify that these requested tax levy rates have been reduced, if necessary to comply with the state constitution (Article 9, Section 31), and that the requested levy rates have also been reduced, if necessary, to comply with MCL Sections 211.24e, 211.34 and, for LOCAL school districts which levy a Supplemental (Hold Harmless) Millage, 380.1211(3).

<input type="checkbox"/> Clerk	Signature	Print Name John C. Hertel	Date 8/11/2011
<input checked="" type="checkbox"/> Secretary			
<input checked="" type="checkbox"/> Chairperson	Signature	Print Name Anthony V. Marrocco	Date 8/11/2011
<input type="checkbox"/> President			

* Under Truth in Taxation, MCL Section 211.24e, the governing body may decide to levy a rate which will not exceed the maximum authorized rate allowed in column 9. The requirements of MCL 211.24e must be met prior to levying an operating levy which is larger than the base tax rate but not larger than the rate in column 9.

**** IMPORTANT:** See instructions on page 2 regarding where to find the millage rate used in column (5).

Rate
Total School District Operating Rates to be Levied (HH/Supp and NH Oper ONLY)
For Principal Residence, Qualified Ag, Qualified Forest and Industrial Personal
For Commercial Personal
For all Other

2011 Tax Rate Request (This form must be completed and submitted on or before September 30, 2011)

Carefully read the instructions on page 2.

MILLAGE REQUEST REPORT TO COUNTY BOARD OF COMMISSIONERS

This form is issued under authority of MCL Sections 211.24e, 211.34 and 211.34d. Filing is mandatory. Penalty applies.

County(ies) Where the Local Government Unit Levies Taxes Washtenaw		2011 Taxable Value of ALL Properties in the Unit as of 5-23-11 14,081,954,137	
Local Government Unit Requesting Millage Levy Huron-Clinton Metropolitan Authority		For LOCAL School Districts: 2011 Taxable Value excluding Principal Residence, Qualified Agricultural, Qualified Forest, Industrial Personal and Commercial Personal Properties.	

This form must be completed for each unit of government for which a property tax is levied. Penalty for non-filing is provided under MCL Sec 211.119. The following tax rates have been authorized for levy on the 2011 tax roll.

(1) Source	(2) Purpose of Millage	(3) Date of Election	(4) Original Millage Authorized by Election Charter, etc.	(5) ** 2010 Millage Rate Permanently Reduced by MCL 211.34d "Headlee"	(6) 2011 Current Year "Headlee" Millage Reduction Fraction	(7) 2011 Millage Rate Permanently Reduced by MCL 211.34d "Headlee"	(8) Sec. 211.34 Truth in Assessing or Equalization Millage Rollback Fraction	(9) Maximum Allowable Millage Levy *	(10) Millage Requested to be Levied July 1	(11) Millage Requested to be Levied Dec. 1	(12) Expiration Date of Millage Authorized
Act 147	Cap Impr	11/40	0.2500	0.2146	1.0000	0.2146	1.0000	0.2146	N/A	0.2146	None
of Public	and										
Act of	Opera-										
1939	tions										

Prepared by David L. Wahl	Telephone Number 810-227-2757	Title of Preparer Controller	Date 8/11/2011
-------------------------------------	---	--	--------------------------

CERTIFICATION: As the representatives for the local government unit named above, we certify that these requested tax levy rates have been reduced, if necessary to comply with the state constitution (Article 9, Section 31), and that the requested levy rates have also been reduced, if necessary, to comply with MCL Sections 211.24e, 211.34 and, for LOCAL school districts which levy a Supplemental (Hold Harmless) Millage, 380.121(3).

- ☐ Clerk
☒ Secretary
☒ Chairperson
☐ President

Signature	Print Name John C. Hertel	Date 8/11/2011
Signature	Print Name Anthony V. Marrocco	Date 8/11/2011

* Under Truth in Taxation, MCL Section 211.24e, the governing body may decide to levy a rate which will not exceed the maximum authorized rate allowed in column 9. The requirements of MCL 211.24e must be met prior to levying an operating levy which is larger than the base tax rate but not larger than the rate in column 9.

** IMPORTANT: See instructions on page 2 regarding where to find the millage rate used in column (5).

Total School District Operating Rates to be Levied (HH/Supp and NH Oper ONLY)	Rate
For Principal Residence, Qualified Ag, Qualified Forest and Industrial Personal	
For Commercial Personal	
For all Other	

2011 Tax Rate Request (This form must be completed and submitted on or before September 30, 2011)

MILLAGE REQUEST REPORT TO COUNTY BOARD OF COMMISSIONERS

This form is issued under authority of MCL Sections 211.24e, 211.34 and 211.34d. Filing is mandatory; Penalty applies.

County(ies) Where the Local Government Unit Levies Taxes Wayne	2011 Taxable Value of ALL Properties in the Unit as of 5-23-11 43,021,666,595
Local Government Unit Requesting Millage Levy Huron-Clinton Metropolitan Authority	For LOCAL School Districts: 2011 Taxable Value excluding Principal Residence, Qualified Agricultural, Qualified Forest, Industrial Personal and Commercial Personal Properties.

This form must be completed for each unit of government for which a property tax is levied. Penalty for non-filing is provided under MCL Sec 211.119. The following tax rates have been authorized for levy on the 2011 tax roll.

[illegible]

Prepared by David L. Wahl	Telephone Number 810-227-2757	Title of Preparer Controller	Date 8/11/2011
-------------------------------------	---	--	--------------------------

CERTIFICATION: As the representatives for the local government unit named above, we certify that these requested tax levy rates have been reduced, if necessary to comply with the state constitution (Article 9, Section 31), and that the requested levy rates have also been reduced, if necessary, to comply with MCL Sections 211.24e, 211.34 and, for LOCAL school districts which levy a Supplemental (Hold Harmless) Millage, 380.1211(3).

<input type="checkbox"/>	Clerk
<input checked="" type="checkbox"/>	Secretary

Signature	Print Name John C
-----------	-----------------------------

Date	8/1
------	-----

Rate	Rates to be Levied (HH/Supp and NH Oper ONLY)	For Principal Residence, Qualified
------	--	------------------------------------

<input checked="checked" type="checkbox"/>	Chairperson
<input type="checkbox"/>	President

Signature	Print Name Anthony
-----------	------------------------------

Date	8/1
------	-----

Ag, Qualified Forest and Industrial Personal	
--	--

* Under Truth in Taxation, MCL Section 211.24e, the governing body may decide to levy a rate which will not exceed the maximum authorized rate allowed in column 9. The requirements of MCL 211.24e must be met prior to levying an operating levy which is larger than the base tax rate but not larger than the rate in column 9.

**** IMPORTANT:** See instructions on page 2 regarding where to find the millage rate used in column (5).



HURON-CLINTON METROPOLITAN AUTHORITY

To: Board of Commissioners
From: David L. Wahl, Controller
Subject: Milford Township – General Motors Tax Assessment Defense Request
Date: August 4, 2011

Milford Township, in the attached letter and Tax Tribunal Joint Defense Agreement, has requested HCMA to participate on a prorated basis with 12 other jurisdictions in the legal defense cost of defending their taxable value assessment on the General Motors Proving Grounds.

This matter is currently before the State of Michigan-Tax Tribunal (M.T.T.). Milford has the GM property assessed at a "true cash value" of approximately \$438,000,000, with a "taxable value" of \$141,309,000. GM's position is that the property's "true cash value" should be approximately \$83,000,000, with a "taxable value" of \$28,262,000. GM is currently challenging assessments for tax years 2008, 2009 and 2010. Milford Township retains the Oakland County Equalization Department to calculate their assessments. Milford is being represented by attorney Mark Westrate of Westrate and Thomas. Mr. Westrate is an experienced M.T.T. defense attorney.

Based on HCMA's millage rate of .2146 mills, GM's property generates approximately \$30,300 annually. A fully successful GM challenge would reduce HCMA's tax revenues to approximately \$6,100 annually, a \$24,200 annual reduction.

This GM assessment dispute could be a long, drawn-out and complex matter. Attorney Westrate currently estimates defense costs could run as high as \$1.0 million, if it goes to a full trial. Based on HCMA's prorated cost percentage of 0.847 percent, HCMA's total cost could run \$8,500.

Currently, the property tax administration system places the valuation appeal and collection process solely within the jurisdiction of the local governing body. To date, HCMA has not participated in the cost of defending any locally established assessments. Milford indicates that the six Milford related entities have agreed to participate. Milford is awaiting responses from the remaining entities.

HCMA's defense cost participation with Milford could become precedent-setting with the many other jurisdictions that levy HCMA taxes. The outcome of this tax assessment dispute will not hinge on HCMA's participation.

Attachment: Tax Tribunal Joint Defense Agreement

Recommendation: That the Board of Commissioners (1) receive and file the letter and Tax Tribunal Joint Defense Agreement from Milford Township and (2) decline to participate in legal defense costs.



CHARTER TOWNSHIP OF MILFORD

Oakland County

To Whom It May Concern:


You are receiving this letter because you receive funding from taxes paid to Milford Township.

As I'm sure you are aware, General Motors Corp has appealed to the Michigan Tax Tribunal for significant relief on their property taxes. This could potentially impact all of us in that, the amount of relief they receive will affect the amount of tax money available to distribute among the stakeholders.

We have engaged legal counsel, Mark Westrate of Westrate and Thomas, Attorneys at Law, to represent the opinion that General Motor's request is excessive. We are requesting financial support, proportioned equitably, from all stakeholders in this effort.

Please contact me with your input or if you have questions.

Sincerely,


Donald D Green
Supervisor

Donald D. Green, Supervisor

Holly Brandt, Clerk

Cynthia Dagenhardt, Treasurer

Randal K. Busick, Trustee
Brien R. Worrell, Trustee
William E. Mazzara, Trustee
Dale R. Wiltse, Trustee

TAX TRIBUNAL JOINT DEFENSE AGREEMENT

THIS TAX TRIBUNAL JOINT DEFENSE AGREEMENT ("Agreement") is entered into this _____ day of _____, 2011, by and between the following public entities (the "Members"): the TOWNSHIP OF MILFORD ('Township'), 1100 Atlantic, Milford, MI 48381; MILFORD POLICE DEPARTMENT, 1100 Atlantic, Milford, MI 48381; MILFORD FIRE DEPARTMENT, 325 Huron, Milford, MI 48381; MILFORD PUBLIC LIBRARY, 330 Family Drive, Milford, MI 48381; HURON VALLEY SCHOOLS, 2390 S. Milford Road, Highland, MI 48357; MILFORD SENIOR CENTER, 1050 Atlantic, Milford, MI 48381; OAKLAND INTERMEDIATE SCHOOLS, 2111 Pontiac Lake Road, Waterford, MI 48328; OAKLAND COMMUNITY COLLEGE, 2480 Opdyke Road, Bloomfield Hills, MI 48304; and OAKLAND COUNTY, 1200 Telegraph Road, Pontiac, MI 48341; HCMA, HURON CLINTON METROPOLITAN AUTHORITY, 13000 High Ridge Drive, P.O. Box 2001, Brighton, MI 48116; OAKLAND COUNTY PARK & RECREATION, 1200 N. Telegraph Road, Pontiac, MI 48341; OAKLAND COUNTY ZOO, 1200 Telegraph Road, Pontiac, MI 48341; RECREATIONAL TRAIL MILLAGE, 1100 Atlantic, Milford, MI 48381.

Recitals

The Township is currently involved in a Tax Tribunal dispute with General Motors (GM) concerning the GM Proving Grounds which is located in Milford Township, Michigan. The GM property is currently assessed at a true cash value of approximately \$438,000,000 and GM has taken the position that the property is worth approximately \$83,000,000. It is evident that the Township and GM will not reach a settlement of a Tax Tribunal dispute and the parties to this case have agreed to share the cost for legal fees, expert witness costs and related costs in defending the GM appeal of the assessment of the GM property.

NOW, THEREFORE, IT IS HEREBY AGREED AS FOLLOWS:

1. **Milford Township Tax Tribunal Defense Group**. The Members agree to and shall act as a joint tax tribunal defense group (the "Group"). The purpose of forming the group is to assist in the cost of defending the GM appeal of the assessed and taxable value of the GM Proving Grounds real and personal property which are Michigan Tax Tribunal Docket Numbers: 0367550, 0388343, and 0409643 (the "Tax Tribunal Cases").

2. **Cost Sharing**. The parties agree to share the cost of legal fees, expert witness fees and related costs which have been expended to date or are expended through the completion of the Tax Tribunal Case based on the following percentages:

Township of Milford	4.235%	(1.0735 mils)
Milford Police Department (includes proposed .8 mils)	15.846%	(4.01745 mils)
Milford Fire Department/Fire Station	4.892%	(1.2398 mils)

Milford Public Library (includes .38 mils proposed)	4.502%	(1.1411 mils)
Huron Valley Schools *	31.369%	(7.9513 mils)
Milford Senior Center	.493%	(.125 mils)
Oakland Intermediate Schools	13.291%	(3.369 mils)
Oakland Community College	6.251%	(1.5844 mils)
Oakland County	16.531%	(4.19 mils)
HCMC, Huron Clinton Metropolitan Authority	.847%	(.2146 mils)
Oakland County Parks & Recreation	.953%	(.2415 mils)
Milford Township Recreational Trail	.395%	(.1 mil)
Oakland County Zoo	.395%	(.1 mil)
Total:	100%	(25.3475 mils)

The Township of Milford shall pay the legal fees, expert witness fees and other related costs and then shall bill each Member of the Group their proportionate share of the cost of defense of the cases (the "Costs") and the Member shall reimburse the Township of Milford their proportionate share. The total amount of Costs shared under this agreement shall be limited to \$_____.

3. Confidentiality and Decision Making. The Members of the Group shall work together to achieve the purposes set forth in this Agreement and to make decisions by consensus concerning the completion of the Tax Tribunal Case. If a consensus cannot be reached decisions will be made by a majority vote of the Group. Each Member shall have one vote. Members may elect to disclose or transmit the information to each other or to legal counsel where necessary for for defense work product or any other privilege. Any information, other than appraisals, transmitted by legal counsel to a Member shall be marked confidential communication attorney client privilege if the intent is to maintain the confidentiality of the matters reflected in the letter. Any such matters reviewed with the governing Board of a Member shall be reviewed in a closed session for a review of pending legal matters. Any matter not marked confidential communication attorney client privilege may be reviewed in an open session or shared with other individuals.

4. Withdrawal. Any Member may withdraw from participation in the Group upon providing thirty (30) days advance written notice to the other Members. Any withdrawing Member shall remain liable for any unpaid fees or costs of the Group which were incurred prior to the Member's notice of withdrawal.

5. Amendment. This Agreement may be amended only by a written agreement of the parties based upon a majority vote.

6. Termination. This Agreement may be terminated by a vote of the majority of the voting members of the Group.

*debt and sinking fund

Member: Township of Milford

By: _____
Date: _____

Member: MILFORD POLICE DEPARTMENT

By: _____
Date: _____

Member: MILFORD FIRE DEPARTMENT

By: _____
Date: _____

Member: MILFORD PUBLIC LIBRARY

By: _____
Date: _____

Member: HURON VALLEY SCHOOLS

By: _____
Date: _____

Member: MILFORD SENIOR CENTER

By: _____
Date: _____

Member: OAKLAND INTERMEDIATE SCHOOLS

By: _____
Date: _____

Member: OAKLAND COMMUNITY COLLEGE

By: _____
Date: _____

Member: OAKLAND COUNTY

By: _____
Date: _____

Member: HURON CLINTON METROPOLITAN
AUTHORITY

By: _____
Date: _____

Member: OAKLAND COUNTY PARK &
RECREATION

By: _____
Date: _____



HURON-CLINTON METROPOLITAN AUTHORITY

7 - C - 3
Meeting of August 11, 2011

To: Board of Commissioners
From: Susan H. Nyquist, Chief Planner
Subject: Report – Park User Survey
Date: August 4, 2011

In order to meet the recreation needs for the residents of southeast Michigan, the Metroparks conducts surveys of a variety of types to gather public opinion. Public input is also a requirement for the Five Year Community Recreation Plan that the Metroparks submits to the state of Michigan Department of Natural Resources in order to be eligible for grants.

It is the intent of staff to gather public input using the following methods:

1. On-line Survey - An invitation with a “link” to the survey will be delivered via e-mail and posted on the Metropark Website and FaceBook page.
2. Public presentations – Requests to be placed on the agenda will be made of local city and township community meetings.
3. Face to face – On site visits will be made at community recreation centers in the city of Detroit.

A draft of the on-line survey is attached for your review and comments.

Recommendation: That the Board of Commissioners receive and file this report as recommended by Chief Planner Nyquist and staff.

1. TELL US ABOUT YOU

We would like to know a little bit about you.

1. Tell us where you live.

City/Town

Zip Code

2. Are you female or male?

☐ Female

☐ Male

3. Please share your age.

☐ GOLDEN Age 70+

☐ THIRTY-something 30-39

☐ SILVER Age 60-69

☐ TWENTY-something 20-29

☐ BRONZE Age 50-59

☐ Under 20

☐ FORTY-something 40-49

4. OPTIONAL - Please describe your heritage (race/ethnicity) .

2. On your own

1. OPTION 1:

If you prefer please feel free to describe the following in your own words then move to final section:

- list Metroparks you visit
- list recreation activities and facilities that you enjoy
- describe your level of satisfaction
- suggest changes/improvements

☐ I prefer to answer here and move to end.

☐ I will complete survey.

List the Metroparks you visit, activities you enjoy, level of satisfaction, suggest changes or improvements

3. ACTIVITIES

1. Click YES, if you participate in each activity at any location.

If YES, tell us if you do so at a Metropark?

If you selected "Sometimes at a Metropark", are you happy with experience?

	YES I do this	Sometimes at a Metropark	Very happy w/Metropark	Indifferent w/Metropark	Not happy w/Metropark
Walk-Run (M-F)	<input type="checkbox"/>	<input type="checkbox"/>	<input type="checkbox"/>	<input type="checkbox"/>	<input type="checkbox"/>
Walk-Run (Sat-Sun)	<input type="checkbox"/>	<input type="checkbox"/>	<input type="checkbox"/>	<input type="checkbox"/>	<input type="checkbox"/>
Bike (M-F)	<input type="checkbox"/>	<input type="checkbox"/>	<input type="checkbox"/>	<input type="checkbox"/>	<input type="checkbox"/>
Bike (Sat-Sun)	<input type="checkbox"/>	<input type="checkbox"/>	<input type="checkbox"/>	<input type="checkbox"/>	<input type="checkbox"/>
Mt Bike (M-F)	<input type="checkbox"/>	<input type="checkbox"/>	<input type="checkbox"/>	<input type="checkbox"/>	<input type="checkbox"/>
Mt Bike (Sat-Sun)	<input type="checkbox"/>	<input type="checkbox"/>	<input type="checkbox"/>	<input type="checkbox"/>	<input type="checkbox"/>
In-Line Skate	<input type="checkbox"/>	<input type="checkbox"/>	<input type="checkbox"/>	<input type="checkbox"/>	<input type="checkbox"/>
Golf (M-F)	<input type="checkbox"/>	<input type="checkbox"/>	<input type="checkbox"/>	<input type="checkbox"/>	<input type="checkbox"/>
Golf (Sat-Sun)	<input type="checkbox"/>	<input type="checkbox"/>	<input type="checkbox"/>	<input type="checkbox"/>	<input type="checkbox"/>
Disc Golf	<input type="checkbox"/>	<input type="checkbox"/>	<input type="checkbox"/>	<input type="checkbox"/>	<input type="checkbox"/>
Fish	<input type="checkbox"/>	<input type="checkbox"/>	<input type="checkbox"/>	<input type="checkbox"/>	<input type="checkbox"/>
Sail	<input type="checkbox"/>	<input type="checkbox"/>	<input type="checkbox"/>	<input type="checkbox"/>	<input type="checkbox"/>
Canoe/kayak	<input type="checkbox"/>	<input type="checkbox"/>	<input type="checkbox"/>	<input type="checkbox"/>	<input type="checkbox"/>
Swim (Pool)	<input type="checkbox"/>	<input type="checkbox"/>	<input type="checkbox"/>	<input type="checkbox"/>	<input type="checkbox"/>
Swim (Beach)	<input type="checkbox"/>	<input type="checkbox"/>	<input type="checkbox"/>	<input type="checkbox"/>	<input type="checkbox"/>
Picnic	<input type="checkbox"/>	<input type="checkbox"/>	<input type="checkbox"/>	<input type="checkbox"/>	<input type="checkbox"/>
Visit a Nature Center	<input type="checkbox"/>	<input type="checkbox"/>	<input type="checkbox"/>	<input type="checkbox"/>	<input type="checkbox"/>
Attend a Nature Program	<input type="checkbox"/>	<input type="checkbox"/>	<input type="checkbox"/>	<input type="checkbox"/>	<input type="checkbox"/>
Walk Nature Trails	<input type="checkbox"/>	<input type="checkbox"/>	<input type="checkbox"/>	<input type="checkbox"/>	<input type="checkbox"/>
Exercise Dog (M-F)	<input type="checkbox"/>	<input type="checkbox"/>	<input type="checkbox"/>	<input type="checkbox"/>	<input type="checkbox"/>
Exercise Dog (Sat-Sun)	<input type="checkbox"/>	<input type="checkbox"/>	<input type="checkbox"/>	<input type="checkbox"/>	<input type="checkbox"/>
Geocache	<input type="checkbox"/>	<input type="checkbox"/>	<input type="checkbox"/>	<input type="checkbox"/>	<input type="checkbox"/>
Camp (Tent)	<input type="checkbox"/>	<input type="checkbox"/>	<input type="checkbox"/>	<input type="checkbox"/>	<input type="checkbox"/>
Camp (Camper/RV)	<input type="checkbox"/>	<input type="checkbox"/>	<input type="checkbox"/>	<input type="checkbox"/>	<input type="checkbox"/>

Please feel free to make additional comments:

2. At which METROPARK do you participate in the following TRAIL activities?

	Walk-Run	Bike	In-Line Skate	Mt Bike	Hike Unpaved Trails	Walk Nature Trails
Hudson Mills	<input type="checkbox"/>	<input type="checkbox"/>	<input type="checkbox"/>	<input type="checkbox"/>	<input type="checkbox"/>	<input type="checkbox"/>
Huron Meadows	<input type="checkbox"/>	<input type="checkbox"/>	<input type="checkbox"/>	<input type="checkbox"/>	<input type="checkbox"/>	<input type="checkbox"/>
Indian Springs	<input type="checkbox"/>	<input type="checkbox"/>	<input type="checkbox"/>	<input type="checkbox"/>	<input type="checkbox"/>	<input type="checkbox"/>
Kensington	<input type="checkbox"/>	<input type="checkbox"/>	<input type="checkbox"/>	<input type="checkbox"/>	<input type="checkbox"/>	<input type="checkbox"/>
Lake Erie	<input type="checkbox"/>	<input type="checkbox"/>	<input type="checkbox"/>	<input type="checkbox"/>	<input type="checkbox"/>	<input type="checkbox"/>
Lower Huron	<input type="checkbox"/>	<input type="checkbox"/>	<input type="checkbox"/>	<input type="checkbox"/>	<input type="checkbox"/>	<input type="checkbox"/>
Metro Beach	<input type="checkbox"/>	<input type="checkbox"/>	<input type="checkbox"/>	<input type="checkbox"/>	<input type="checkbox"/>	<input type="checkbox"/>
Oakwoods	<input type="checkbox"/>	<input type="checkbox"/>	<input type="checkbox"/>	<input type="checkbox"/>	<input type="checkbox"/>	<input type="checkbox"/>
Stony Creek	<input type="checkbox"/>	<input type="checkbox"/>	<input type="checkbox"/>	<input type="checkbox"/>	<input type="checkbox"/>	<input type="checkbox"/>
Willow	<input type="checkbox"/>	<input type="checkbox"/>	<input type="checkbox"/>	<input type="checkbox"/>	<input type="checkbox"/>	<input type="checkbox"/>
Wolcott Mill	<input type="checkbox"/>	<input type="checkbox"/>	<input type="checkbox"/>	<input type="checkbox"/>	<input type="checkbox"/>	<input type="checkbox"/>

3. At which METROPARK do you use the following facilities?

	Golf	Disc Golf	Lake - boat/fish	River - canoe/kayak	Swim Pool	Swim Beach	Picnic Area	Playground	Nature Area and Center	Farm Center
Dexter-Delhi	<input type="checkbox"/>	<input type="checkbox"/>	<input type="checkbox"/>	<input type="checkbox"/>	<input type="checkbox"/>	<input type="checkbox"/>	<input type="checkbox"/>	<input type="checkbox"/>	<input type="checkbox"/>	<input type="checkbox"/>
Hudson Mills	<input type="checkbox"/>	<input type="checkbox"/>	<input type="checkbox"/>	<input type="checkbox"/>	<input type="checkbox"/>	<input type="checkbox"/>	<input type="checkbox"/>	<input type="checkbox"/>	<input type="checkbox"/>	<input type="checkbox"/>
Huron Meadows	<input type="checkbox"/>	<input type="checkbox"/>	<input type="checkbox"/>	<input type="checkbox"/>	<input type="checkbox"/>	<input type="checkbox"/>	<input type="checkbox"/>	<input type="checkbox"/>	<input type="checkbox"/>	<input type="checkbox"/>
Indian Springs	<input type="checkbox"/>	<input type="checkbox"/>	<input type="checkbox"/>	<input type="checkbox"/>	<input type="checkbox"/>	<input type="checkbox"/>	<input type="checkbox"/>	<input type="checkbox"/>	<input type="checkbox"/>	<input type="checkbox"/>
Kensington	<input type="checkbox"/>	<input type="checkbox"/>	<input type="checkbox"/>	<input type="checkbox"/>	<input type="checkbox"/>	<input type="checkbox"/>	<input type="checkbox"/>	<input type="checkbox"/>	<input type="checkbox"/>	<input type="checkbox"/>
Lake Erie	<input type="checkbox"/>	<input type="checkbox"/>	<input type="checkbox"/>	<input type="checkbox"/>	<input type="checkbox"/>	<input type="checkbox"/>	<input type="checkbox"/>	<input type="checkbox"/>	<input type="checkbox"/>	<input type="checkbox"/>
Lower Huron	<input type="checkbox"/>	<input type="checkbox"/>	<input type="checkbox"/>	<input type="checkbox"/>	<input type="checkbox"/>	<input type="checkbox"/>	<input type="checkbox"/>	<input type="checkbox"/>	<input type="checkbox"/>	<input type="checkbox"/>
Metro Beach	<input type="checkbox"/>	<input type="checkbox"/>	<input type="checkbox"/>	<input type="checkbox"/>	<input type="checkbox"/>	<input type="checkbox"/>	<input type="checkbox"/>	<input type="checkbox"/>	<input type="checkbox"/>	<input type="checkbox"/>
Oakwoods	<input type="checkbox"/>	<input type="checkbox"/>	<input type="checkbox"/>	<input type="checkbox"/>	<input type="checkbox"/>	<input type="checkbox"/>	<input type="checkbox"/>	<input type="checkbox"/>	<input type="checkbox"/>	<input type="checkbox"/>
Stony Creek	<input type="checkbox"/>	<input type="checkbox"/>	<input type="checkbox"/>	<input type="checkbox"/>	<input type="checkbox"/>	<input type="checkbox"/>	<input type="checkbox"/>	<input type="checkbox"/>	<input type="checkbox"/>	<input type="checkbox"/>
Willow	<input type="checkbox"/>	<input type="checkbox"/>	<input type="checkbox"/>	<input type="checkbox"/>	<input type="checkbox"/>	<input type="checkbox"/>	<input type="checkbox"/>	<input type="checkbox"/>	<input type="checkbox"/>	<input type="checkbox"/>
Wolcott Mill	<input type="checkbox"/>	<input type="checkbox"/>	<input type="checkbox"/>	<input type="checkbox"/>	<input type="checkbox"/>	<input type="checkbox"/>	<input type="checkbox"/>	<input type="checkbox"/>	<input type="checkbox"/>	<input type="checkbox"/>

4. Rate the METROPARKS on the following issues.

	Need to do more / improve.	Just right. Keep up the good work.	Need to do less.
Acquiring land	<input type="checkbox"/>	<input type="checkbox"/>	<input type="checkbox"/>
Protecting natural open space	<input type="checkbox"/>	<input type="checkbox"/>	<input type="checkbox"/>
Maintaining grounds/landscape	<input type="checkbox"/>	<input type="checkbox"/>	<input type="checkbox"/>
Maintaining existing facilities/buildings	<input type="checkbox"/>	<input type="checkbox"/>	<input type="checkbox"/>
Developing new facilities	<input type="checkbox"/>	<input type="checkbox"/>	<input type="checkbox"/>
Serving customers	<input type="checkbox"/>	<input type="checkbox"/>	<input type="checkbox"/>
Scheduling entertainment events	<input type="checkbox"/>	<input type="checkbox"/>	<input type="checkbox"/>
Marketing	<input type="checkbox"/>	<input type="checkbox"/>	<input type="checkbox"/>

Please explain if you responded "Need to do More" OR "Need to do Less"

5. Would you camp at a Metropark and what are your minimum requirements?

	YES	NO
I would camp at a Metropark	<input type="checkbox"/>	<input type="checkbox"/>
I need Full Hookup Site - sewer, electricity and water at the site.	<input type="checkbox"/>	<input type="checkbox"/>
I need Electrical Site - electricity and water at the site.	<input type="checkbox"/>	<input type="checkbox"/>
I need Tent Site - no utilities, allows tent campers only.	<input type="checkbox"/>	<input type="checkbox"/>
I need Primitive Site - no hookups; community water source restrooms/showers	<input type="checkbox"/>	<input type="checkbox"/>
I need Cabins or Yurts - basic cabin or a domed tent with wood floors, electricity, heating.	<input type="checkbox"/>	<input type="checkbox"/>

6. If interested in a dog park, are you willing to pay an annual fee for its use? (\$40 range).

- ☐ YES I will purchase an annual pass.
- ☐ NO I would not purchase a pass, but I would like a dog park.

4. Programming

The following question will help us discover entertainment that you and your family enjoy.

1. If the Metroparks were to offer outdoor entertainment select the types of venue(s) which you might attend.

- | | | |
|---|--|------------------------------------|
| <input type="checkbox"/> Classical/Symphony | <input type="checkbox"/> Oldies/Retro | <input type="checkbox"/> Fireworks |
| <input type="checkbox"/> Jazz/Blues | <input type="checkbox"/> Easy Listening Rock | <input type="checkbox"/> Theatre |
| <input type="checkbox"/> Country | <input type="checkbox"/> Rock/Pop | <input type="checkbox"/> Movies |
| <input type="checkbox"/> Gospel | <input type="checkbox"/> Hip-Hop/Rap | |
| <input type="checkbox"/> Big Band Era | <input type="checkbox"/> Heavy Metal | |

Other (please specify)

2. Select the types of show/festival(s) which you might attend if offered at a METROPARK.

- | | | |
|---|--|---|
| <input type="checkbox"/> Antique | <input type="checkbox"/> Outdoor Adventure | <input type="checkbox"/> Carnival Rides |
| <input type="checkbox"/> Art | <input type="checkbox"/> Fishing-Hunting | <input type="checkbox"/> Food Fest |
| <input type="checkbox"/> Boat | <input type="checkbox"/> Car | <input type="checkbox"/> Kids Fest |
| <input type="checkbox"/> Craft | <input type="checkbox"/> Ethnic Fest | <input type="checkbox"/> Teen Fest |
| <input type="checkbox"/> Golf | <input type="checkbox"/> Historic Re-enactment | <input type="checkbox"/> Senior Fest |
| <input type="checkbox"/> Health and Fitness | <input type="checkbox"/> Circus | |

Other (please specify)

5.

1. Select and rank the method(s) used to learn about the Metroparks.

	1st Source Choice	2nd Source Choice	3rd Source Choice	4th Source Choice
Metropark Website	<input type="radio"/>	<input type="radio"/>	<input type="radio"/>	<input type="radio"/>
Metropark Social Network (FaceBook)	<input type="radio"/>	<input type="radio"/>	<input type="radio"/>	<input type="radio"/>
Metropark Newsletter (Online/Internet)	<input type="radio"/>	<input type="radio"/>	<input type="radio"/>	<input type="radio"/>
Metropark Newsletter (Paper/Mail)	<input type="radio"/>	<input type="radio"/>	<input type="radio"/>	<input type="radio"/>
Metropark Email	<input type="radio"/>	<input type="radio"/>	<input type="radio"/>	<input type="radio"/>
Park Flier	<input type="radio"/>	<input type="radio"/>	<input type="radio"/>	<input type="radio"/>
Park Newsletter	<input type="radio"/>	<input type="radio"/>	<input type="radio"/>	<input type="radio"/>
Newspaper	<input type="radio"/>	<input type="radio"/>	<input type="radio"/>	<input type="radio"/>
Word-Of-Mouth	<input type="radio"/>	<input type="radio"/>	<input type="radio"/>	<input type="radio"/>
Park Event Sign/Marquee	<input type="radio"/>	<input type="radio"/>	<input type="radio"/>	<input type="radio"/>
Radio	<input type="radio"/>	<input type="radio"/>	<input type="radio"/>	<input type="radio"/>
Television	<input type="radio"/>	<input type="radio"/>	<input type="radio"/>	<input type="radio"/>

Other (please specify)



HURON-CLINTON METROPOLITAN AUTHORITY

7 - C - 4
Meeting of August 11, 2011

To: Board of Commissioners
From: Gregory J. Almas, Deputy Director
Subject: July Donations (7)
Date: August 4, 2011

The following donations were received through July 31, 2011:

- A \$10,000 donation made by Wilson Born for painting the barns at Wolcott Mill Farm Center.
- A \$10,000 donation made by PVS Chemicals (James Nicholson) for painting the barns at Wolcott Mill Farm Center.
- A \$2,000 donation made by Discraft, Inc. for use at the disc Golf Course at Kensington Metropark.
- A \$1,200 donation made by AT&T Pioneers Michigan Chapter to help rebuild the Camp Rotary "Mini-Mac" bridge at Wolcott Mill Metropark.
- A \$995.40 donation made by Pete Holden for printing Disc Golf scorecards for use at Kensington Metropark.
- A \$475 donation made by Julie Swanson for a bench to be used at Hudson Mills Metropark.
- A \$400 donation made by David Benham for a bench and plaque to be used at Kensington Metropark.

Recommendation: That the Board of Commissioners formally accept the July donations and a letter of appreciation be sent to the donors as recommended by Deputy Director Almas and staff.

GEORGE M. CARR, P.C.

ATTORNEY AND COUNSELOR

327 SEYMOUR
LANSING, MICHIGAN 48933(517) 371-2577
Fax (517) 482-8866
gmcarr@carrlawfirm.com

Mr. Anthony Marrocco, Chairman
Huron-Clinton Metropolitan Authority
13000 High Ridge Drive
Brighton, Michigan 48114-9058

August 4, 2011

Dear Chairman Marrocco:

The Michigan Legislature is in the middle of the summer recess and scheduled to return only one day in August. While general sessions are in recess, there is considerable action behind the scenes. Most discussions and negotiations are being conducted through work groups and private meetings. The following topics are of interest or impact for HCMA:

Property Law- There is an ongoing effort in the House to discuss the definition of "gross negligence". The term resides in over 60 state statutes and is generally undefined except by case law holdings. The trial bar is seeking to define the term or replace it with a lower standard. The net impact of such an effort would be two fold. First it would encourage additional tort liability to define the term through case law. Second it would increase the frequency and scope of successful tort cases applicable to a wide range of parties, including HCMA. A second and less visible initiative is an effort to amend the "trespass standards" of land owners in Michigan law. This is an outgrowth of a national effort to increase the duty of land owners to maintain property and warn trespassers entering their property. This also encompasses minors and attractive nuisance features on private and public lands.

Personal Property Tax- Following Governor Snyder's successful business tax restructuring package there was a commitment by the executive office to address personal property tax reform. This initiative is lead by Let. Governor Calley and Senator Mike Nofs from Battle Creek. Senator Nofs has introduced SB 34 that would repeal all personal property tax in Michigan with no replacement revenue options. We are working with Sen. Nofs and his staff to identify the unique situation of the Metroparks and potential solutions should the legislation move. While Michigan is one of the few Midwest states that imposes a personal property ad velorum tax, nearly every school district and local unit of government will be impacted by any repeal or change.

While both House and Senate Committees continue to meet, both chambers are scheduled reconvene on September 7th until the Thanksgiving break.

Respectfully submitted,

A handwritten signature in black ink, appearing to read "G. M. Carr", written in a cursive style.

George M. Carr

SENATE BILL No. 34

January 19, 2011, Introduced by Senator NOFS and referred to the Committee on Finance.

A bill to amend 1893 PA 206, entitled
"The general property tax act,"
(MCL 211.1 to 211.155) by adding section 9n.

THE PEOPLE OF THE STATE OF MICHIGAN ENACT:

1 SEC. 9N. NOTWITHSTANDING ANY OTHER PROVISION OF THIS ACT TO
2 THE CONTRARY, FOR TAXES LEVIED AFTER DECEMBER 31, 2011, ALL
3 PERSONAL PROPERTY IS EXEMPT FROM THE COLLECTION OF TAXES UNDER THIS
4 ACT.



HURON-CLINTON METROPOLITAN AUTHORITY

8
Meeting of August 11, 2011

To: Board of Commissioners
From: David C. Moilanen, Director
Subject: Report from Dr. John Hartig, Manager for the Detroit River International Wildlife Refuge
Date: August 4, 2011

With the August 2011 Commission meeting taking place at the Nature Center at Oakwoods Metropark, staff thought this would be an opportune time for John Hartig, Ph.D., refuge manager for the Detroit River International Wildlife Refuge (DRIWR) to provide an overview of what the refuge is doing and to discuss how the Metroparks and refuge are working together to further environmental stewardship and education in the downriver area. Dr. Hartig is a Metroparks' supporter and friend, and is a recognized leader of environmental stewardship efforts all along the Detroit River and northwestern Lake Erie.

The Refuge, established in 2001 as the first international wildlife refuge in North America, is located along the lower Detroit River and western shores of Lake Erie, along 48 miles of shoreline, starting with just several hundred acres, to now some 6,000 acres. The U.S. Fish and Wildlife Service has developed a 15-year management plan for the Refuge that focuses on cooperative management where the Refuge would grow primarily through management agreements with industries, government agencies, and other organizations. A portion of Lake Erie Metropark falls within the Refuge boundaries and there is a cooperative environmental management agreement between our two organizations which we find very beneficial. We also support each other's interpretive efforts working jointly to educate the public.

In his remarks, it is expected Dr. Hartig will provide a brief history of the Refuge, its vision and relevance to this region, as well as the value of the relationship between the Refuge and Metroparks. We are looking forward to his visit next week.

Recommendation: That the Board of Commissioners received and file this report as recommended by Director Moilanen and staff.



**HURON-CLINTON METROPOLITAN AUTHORITY
JULY MONTHLY REPORT
FOR
BOARD OF COMMISSIONERS
AUGUST 11, 2011**

Director's Comments

- The extremely warm and sunny weather conditions brought many more visitors to Metroparks water related facilities than in July 2010. This helped boost the month's revenue figures above last July, as well. The Rip slide (35-foot inflatable slide) that the Board approved trying on an experimental basis at Eastwood Beach in Stony Creek was installed mid-month. It was well received right from the start. Good numbers of people, mostly younger ones, gave it steady use throughout the last half of the month. In the first 15 days of operation, about \$21,000 in gross revenue was generated with about \$4,200 of that coming to the Metroparks.
- Fireworks displays held in four Metroparks (Stony Creek, Hudson Mills, Willow and Lake Erie) over the July 4 weekend were all well attended and there were no significant incidents marring the festivities. Safety, operations and maintenance departmental staffs at these parks all worked well together to make these successful, pleasurable events.
- Executive staff provided new commissioner Mr. Timothy McCarthy a welcoming orientation on the Metroparks organization and operation. We appreciate the time he was able to devote to this introductory meeting and look forward to working with him during his tenure as governor appointee on the Board.

Eastern District

Metro Beach, Stony Creek, Wolcott Mill –

Mike Lyons

- Stony Creek had 98,336 vehicles during July which is slightly above average.
- Golf Rounds at Stony Creek were also up slightly, resulting in an \$8,000 increase compared to July 2010.
- Fireworks were held on July 2 with 7,960 vehicle entries into the park and an estimated 20,000 people that watched the fireworks. The below normal attendance was attributed to a thunderstorm that came through the area.
- Three concerts were held at Eastwood Beach during July. The Sun Messengers, Air Margaritaville and Intrigue performed to crowds of 700, 2,000 and 700 respectively.
- The "Muddy Buddy Adventure Race" was held July 10 with more than 1,500 participants.
- The Rip Slide opened July 15. The inflatable water slide seems to be a hit with the public and is a nice attraction to the park.
- The Stony Creek Junior Golf Tournament was held July 19 with 79 participants.
- The second Rustic Family Camping Weekends was held July 22 – 24 with 47 groups and 225 people participating. Feedback has been positive and staff is gearing up for the next camping weekend in August.
- The Banquet tent hosted five wedding receptions during July. Other park events included two mountain bike races, two Zumba classes, a kayak demonstration and a baptism.
- Metro Beach was closed on July 28 due to a power outage caused by thunderstorms that took out the main power lines.
- Metro Beach had good attendance and revenue for the July 4 weekend.
- The "Summer Daze" programs also at Metro Beach on July 20 and 27 were well-received with nearly 250 participating. Incorporating circus act performers (Cirque Amongus) during the show on July 27 was well-received.
- Rosco the Clown participated in the "Children's Day at the Beach" on July 17 celebrating children's appreciation day.

Eastern District (con't)

- The TGA Golf Tournament at Metro Beach was held July 22 with 20 youth golfers attending.
- The 4th annual “Soccer in the Sand” Soccer Tournament was held on the west half of the swimming beach on July 31 with a good turnout.
- Summer Discovery cruises began July 27 at Metro Beach. HCMA partners with Michigan State University Extension and the Michigan Sea Grant to present this program.
- Staff met with a representative from the Detroit Metro Convention and Visitors Bureau regarding a potential 2012 B.A.S.S. fishing tournament at Metro Beach.

Western District

Kensington, Indian Springs, Hudson Mills, Huron Meadows, Dexter-Huron, Delhi

Kim Jarvis

- The hot, humid weather was good for parks with water facilities. District attendance for the month increased by 3,485 vehicles and monthly revenue rose by \$56,782.
- The Splash & Blast at Kensington had a \$29,971 revenue increase with 8,972 more visitors than July 2010.
- District golf rounds decreased by 1,239 with rounds played at Huron Meadows and Kensington down by 1,702. However, rounds at Hudson Mills and Indian Springs did increase by 463 for the month.
- The annual fireworks display was held on July 3 at Hudson Mills and the park was at capacity by 9 p.m. with 13,000 visitors.
- The 5-inches of rain that fell during the last part of the month made it unsafe for watercraft due to rising water and fast currents on the Huron River. Skip's Canoe Livery was closed for rentals and watercrafts were unable to launch from Hudson Mills, Dexter-Huron or Delhi.
- The first “Dog Days of Summer” event held at Hudson Mills on July 30 was well received.
- Huron Meadows hosted a southeastern Michigan Adventure Club event on July 16. This all-day event at Cedar Ridge included canoeing, orienteering and a ropes course.
- The Huron Meadows golf course hosted the GAM Junior Amateur Qualifier on July 20 with 80 junior golfers competing to make the cut for the finals.
- On July 22 – 24, Huron Meadows partnered with the Southeastern Livingston County Recreation Authority, hosted a rustic camping weekend. Activities beyond camping included a rock wall, bounce house, canoeing, kayaking and an owl program.
- Events at Kensington in July included a Mott Hospital appreciation picnic, the Adult Learning Center Walk and the National Defense Industrial Association U.S.A. Cares event on July 9 at Maple Beach. This fundraiser helps military families with financial and advocacy support.
- The month ended at Kensington with the first Canoe and Kayak race on July 31 at the West Boat launch.

Southern District

Lower Huron, Willow, Oakwood, Lake Erie –

Jim Pershing

- Golf course attendance suffered due to the hot, humid weather. However, the pools had excellent usage.
- Annual fireworks were held on July 1 at Lake Erie and July 4 at Willow with good attendance.
- The Polka Fest was held on July 16 at the Willow Food bar with more than 100 people attending.
- The July 30 “Movies in the Park” at Willow featured Toy Story 3 with 250 people attending.
- Both Lake Erie and Lower Huron hosted Children's Appreciation day events on July 17.

Southern District (con't)

- The Lake Erie Golf Course was closed July 28 and 29 because of standing water. The Par 3 Golf Course at Lower Huron was also closed July 28 and 29 as a result of flooding caused by water released from the dams upstream.
- Willow Golf Course was closed from July 28 – Aug. 1 due to flooding. Some of the damage from the May flooding that was recovering, has been damaged again.

Interpretive Services –

Mike George

- Hot weather had an impact on programming with some of the centers experiencing smaller numbers when it came to “Summer Camp” participation.
- On July 17, all the interpretive centers in the Huron River Watershed were involved with celebrating “Huron River Day.” This event is designed to bring focus on the importance of this water resource.

July Summaries	2011	2010
Program totals	898	933
Program totals (persons)	27,224	28,224
Facility visitors	142,694	145,651
Monthly total use	169,918	173,875
Monthly total use (YTD)	979,897	1,054,183
Monthly volunteer hours	951	1,202

Metro Beach Nature Center

- Staff conducted several programs for the Michigan Department of Natural Resources “Academy of Natural Resources” week for teachers the week of July 18.
- Summer Discovery Cruises began and the press was invited for the first day on July 27.

Wolcott Mill Historic Center

- The “Sawdust Festival” was again moderately successful this year.
- An Eagle Scout completed a project installing 150-feet of boardwalk along an area of Settler Trail that tends to get covered with water in the spring.

Wolcott Mill Farm Center

- Two day camps were offered this year, one geared toward younger children and one for older kids. Both camps were well attended.
- The “Read a Book, Meet an Animal” programs were well attended with the “Read a Book, Meet a Cow” having more than 100 attendees and “Read a Book, Meet a Horse” having more than 120 participants.
- Staff did offsite programs at Stony Creek for the rustic camping weekend with 80 visitors enjoying the program.
- The farm also hosted the 3rd Annual Kiwanis “Kids Day on the Farm” with more than 300 participants.

Stony Creek Nature Center

- Walk-in visitation and group numbers for July were down from the previous year. The “Friday Night Voyageur Canoe” programs, Children’s Appreciation Day programs and “Full Moon Canoe” programs were all successful.
- Nineteen dedicated volunteers gave 63 hours of time to the care and feeding of the nature center animals and the cleaning/maintenance of the gardens and trails.

Interpretive Services (con't)

Indian Springs Environmental Discovery Center

- Staff had many organized groups scheduled programs. The most popular program was “Pond Study.” The “Insects” program was also in high demand.
- “Nature Tech Day Camp” was successful and campers gave high feedback on the “Outdoor Survival” and GPS days.
- Outreach programs included “Astronomy,” “Animal Origami” and “Solar Cookers.”
- Twenty-two Discovery Backpacks were borrowed by families during the month.

Kensington Farm Center

- July had several special programs with the “Fun on the Farm,” with 90 participants, and the “Farmer for a Day” programs filled to capacity.
- The farm hosted “Huron River Day” on July 17 with the Mobile Learning Center offering valuable information on many aspects of keeping the river and ecosystem healthy. Heavner Canoe Rental also set up along the river, offering kids and adults a chance to paddle along a stretch of the Huron. The event also coincided with Children’s Appreciation Day.
- Staff has been hard at work in the pumpkin patch weeding and ensuring there is a healthy crop for October.
- Additions were made to the Kids’ Cottage including the construction a new split rail fence built in the back, new window grills and planting a native garden.
- Improvements were made to the Sugar Bush area that included construction of a trail and a crude shack representing French and English colonies during the maple season.

Kensington Nature Center

- Although it has been one of the hottest summers in memory and the deer flies have been horrendous, the center’s attendance for July was reasonable.
- The July 4 weekend was excellent in terms of numbers with many visitors from outside Michigan, including a lot from Europe.
- Major July events included “Explorer’s Day Camp” and “Fish Camp.” Both were filled to capacity with waiting lists.
- When possible, staff pruned, weeded, sprayed and cleared trails from downed trees after one of the thunderstorms.
- Many grassland species of songbirds are losing ground everywhere during the breeding season. There was no record of meadowlarks at Kensington this year.
- Staff continues to record wildflower species, some of which are very limited. There is an expanding colony of American Lotus in the bay near the Island Road picnic area. It’s one of the few sites in Michigan for this rare species.

Mobile Learning Center

- Preschool groups made up the majority of programs. Half of the programs conducted at schools were new to the MLC. These new contacts came from a mail-marketing effort by MLC staff to select area preschools.
- The MLC participated in the Metro Detroit Youth Day on Belle Isle for the seventh year with more than 1600 people coming by the MLC.
- MLC staff also participated in “Huron River Day” events with a tent at the Kensington Farm Center for visitors to explore some of the animals that live in or near the Huron River. Attendance was lower than in previous years when staff set up at Gallup Park in Ann Arbor.

Hudson Mills Activity Center

- Hudson Mills Staff along with Planning Department staff walked the proposed path of the Phase Two of the west side of the trail. Interpretive signs will be written and placed along the trail.

Interpretive Services (con't)

Hudson Mills Activity Center

- The “Dog Days of Summer” inaugural event was a success with more than 150 people and more than 100 dogs attending.

Oakwoods Nature Center

- The “Camouflage Camp” kicked off events on July 13. Campers were treated to programs highlighting camouflage in the natural world.
- “Native American Adventures Camp” held on July 20 and 21 was a success with a phragmites wigwam and a visit from a Native American storyteller.
- July camps ended with “Summer Bug Camp” with Monarchs where the focus for the program.
- The first “Bat Festival” was held on July 16 with more than 150 people attending the inaugural event.
- On July 22 Oakwoods hosted an event that coincided with the Willow Run Air Show with Major Brent Stevens of the Navy’s Blue Angels talking to a group of at-risk teens on the importance of striving to be the best you can.
- Staff also presented at schools as part of a summer outreach initiative.

Lake Erie Marshlands Museum and Nature Center

- The main programming for July was the Summer Discovery Cruises. This annual event is a cooperative venture with the Michigan Sea Grant in which educational boat cruises are offered on the waters of the Detroit River with 42 cruises offered. New cruises included “Night Watch,” which was a late-night cruise and was popular.
- The “Wet ‘N’ Wild” Cart attracted more than 2,000 visitors during the month.
- The annual “Moving Adventure Day Camp” was also a success with discussions centered on owls, Red-tailed Hawks, Chinese culture, desert animals, horcruxes and coconuts.
- The “Like the Night – Bats & Beasties of the Night” program held on July 29 was well attended.

Human Resources –

Carol Stone

- Interviews were conducted for two 40/80 police officer positions and two 80/80 police officer positions.
- Seven internal candidates were interviewed for the Park Operations Manager positions at Stony Creek and Metro Beach.
- The Safety Committee met on July 15. The hot coals issue was discussed as dumping outside of the hot ash containers continues to be a problem.
- The Cooperative Alliance also met on July 15.
- Meetings were held with representatives from Blue Cross, Signa and McGraw-Wentworth to discuss enrollment and claims processing issues.
- Staff is working with IT to develop an HR website that employees and their families can access from home. The website will provide a vehicle for HR to communicate with employees and will contain employee benefit information, forms, links to benefit providers, policies and procedures, union contracts, news and information etc.
- Total employee count

Location	Full-Time	Provisional	Seasonal	Total	Percent
Admin Office	50	9	2	61	5.7%
Hudson Mills	23	78	14	115	10.8%
Kensington	51	114	65	230	21.6%
Lake Erie	15	48	56	119	11.2%
Lower Huron	30	66	134	230	21.6%
Metro Beach	18	24	99	141	13.2%
Stony Creek	32	82	55	169	15.9%
TOTAL	219	421	425	1,065	100.0%

Information Systems –

Nolan Clark

- Staff has been removing spyware and malware from many computers on the network.
- Staff installed new computers, video cards for engineering, printers and made preparations for the new exchange server.
- Summer storms played havoc with the T1 lines and at one point connectivity was lost to four parks at the same time. At&T, Paetech and US Signal were all affected.
- Servers at the golf courses have been functioning well; experienced problems with the older computers that were not replaced in 2011 season.

Community Relations –

Jack Liang

- Continued efforts to obtain input from administrative staff regarding suggested outreach opportunities and efforts for the remainder of 2011 and for 2012.
- Coordinated a meeting with Wayne State University engineering faculty and administration to consider joint use of the HCMA trailer at the Detroit Boat Club on Belle Isle for water quality research and stewardship education. WSU will provide the resources to retrofit the 53-foot trailer currently housed at Kensington.
- Spoke with Dr. Pat Doran, director of science for the Nature Conservancy regarding their potential interest in the relationship between stewardship and farming.
- REI formally announced the Metroparks would receive a \$9,278 grant to support environmental stewardship throughout parks. This will be the fourth year that the Metroparks have received a grant from REI.

Planning –

Susan Nyquist

- Staff has been visiting the parks compiling lists of potential Capital Improvements and Major Maintenance projects for the 2012 budget.
- Trails have been the major focus for the planning and engineering staff. Projects at Hudson Mills, Dexter-Huron, and Oakwoods are under design.
- Staff has been working with outside consultants on a grant for the marsh restoration project at Metro Beach.
- Staff has designed and is preparing bid documents for the new adventure play area at Stony Creek's Eastwood beach.

Natural Resources –

Paul Muelle

- Preliminary planning for the Metro Beach Marsh Restoration Project continues at a steady pace. Vegetation, herpetological and bird surveys and monitoring are being conducted on a weekly basis. Preliminary design concepts and cost estimates are being completed.
- Staff met with the Macomb County Planning Department and Six Rivers Land Conservancy to discuss potential land acquisition strategies.
- Staff reviewed the 2011 REI Stewardship grant.
- Met with representatives from ITC to further discuss and clarify tree removals in the park system and the unauthorized removal of trees.
- Staff conducted Threatened and Endangered species sampling for mussels and plants along the Huron River as required by the Michigan Department of Natural Resources (MDNR) for the proposed shoreline repairs at Willow and Lower Huron as well as the proposed canoe/kayak launch at Oakwoods Metropark.
- Staff performed wetland delineation for the Engineering Department for a proposed waterline improvement project at Stony Creek.

Natural Resources (con't) –

- Field staff is spraying invasive plant species including autumn olive, oriental bittersweet, buckthorn and black swallowwort in high quality natural areas.
- Staff has been updating natural area assessments, botanical surveys, management plans, and developing natural area mowing recommendations.
- The NRC continues removing dead and dangerous trees throughout the parks.
- Staff continues water quality testing at Stony Creek, Wolcott Mill and Kensington including macroinvertebrate sampling and E. coli sampling in selected areas. Dry weather testing as required by the Michigan Department of Environmental Quality (MDEQ) under the Phase II storm water regulations are also being completed in those three parks.
- Staff met with the Washtenaw County Drain Commission to work on Community Partners for Clean Stream certification for Hudson Mills, Dexter-Huron and Delhi and continues to follow-up with DTE on the PCB spill along Huron River Drive near Dexter-Huron Metropark.

Purchasing –

Scott Michael

- Staff continues to review the procurement process and discuss the ways and means to improve the system.
- Staff purchased radios for locations due to upcoming changes per the Federal Communications Commission (FCC).
- Staff is working to finalize the Michigan Liquor Control Commission (MLCC) liquor license for Metro Beach and Indian Springs. Indian Springs still requires a plan review from the health department. Staff has received the MLCC approval for the license at Metro Beach.
- Purchase orders issued through July 2011

	MAA	SWM	MVR	RHS	JRS	GNP	Grand Total
Jan	\$65,340.00	\$38,055.99	\$35,715.74	\$900.00	\$22,703.00	\$0.00	\$162,714.73
Feb	\$370,632.35	\$5,041.56	\$70,781.58	\$44,482.60	\$29,665.70	\$0.00	\$520,603.79
Mar	\$74,192.40	\$13,426.34	\$68,824.79	\$118,127.44	\$29,694.75	\$0.00	\$304,265.72
Apr	\$2,112,715.46	\$0.00	\$76,112.25	\$102,251.58	\$2,557.58	\$0.00	\$2,293,636.87
May	\$447,281.23	\$8,035.70	\$27,648.15	\$34,512.75	\$1,018.00	\$0.00	\$518,495.83
Jun	\$35,706.00	\$0.00	\$5,654.00	\$45,536.00	\$2,046.00	\$0.00	\$88,942.00
Jul	\$19,433.00	\$0.00	\$42,317.00	\$5622.00	\$1381.00	\$0.00	\$68,753.76

MAA/Mike Arens, SWM/Scott Michaels, MVR/Maria vanrooijen, RHS/Ron Smith, JRS/Jan Schliitters, GNP/George Phifer

Police Department –

George Phifer

Kensington and Stony Creek

- Police officers at Kensington and Stony Creek reported several incidents of patrons stepping on hot coals and burning the bottom of their feet. Hot ash barrels were in place at both parks and flyers are distributed to patrons on how to properly dispose of hot coals.

Metro Beach

- Several larcenies occurred in the men and women's locker rooms. It appears that park patrons are not securing their lockers. Officers have begun patrolling the locker room areas more frequently.

Lower Huron

- Officers arrested individuals for various violations including: fishing license violations, open intoxication, driving with a suspended license, marijuana possession and a warrant arrest.

Police Department (con't)

Number of "Assist Other Agency" Runs for July 2011		YTD 2011	July 2010	YTD July 2010	July 2009	YTD July 2009
Eastern District	6	29	4	40	11	45
Western District	5	25	2	27	8	37
Southern District	1	15	3	14	8	24
TOTAL	12	69	9	81	27	106

Communications – Denise Semion

- The new water slide at Stony Creek garnered many photo stories and radio attention.
- The Metroparks and Michigan Sea Grant hosted media on the opening day Discovery Cruises at Metro Beach on July 27. The Detroit News and Macomb Daily provided reporters and photographers, with photos and stories posted online and in print.

Marketing – Kassie Kretzschmar

- Working on a fall event tied to the 10th anniversary of Sept. 11 to drive people into the Metroparks by providing a monster mural which would be displayed in each park "Honoring and Saluting the Hometown Heroes" who continue to serve.
- Working on a "Cardboard Classic" winter event that invites the public to the Metropark with cardboard sleds constructed with only cardboard, paint and tape.
- Spoke with ITC Holdings and Coop Services Credit Union regarding interest in the corporate discount program for annual permits.
- Working on a Metroparks package to sell during the holidays at Costco locations.
- Met with the organizer for the Italian Festival regarding opportunities for the Metroparks to host the festival and other events the organizer is planning.
- Met with WXYZ Channel 7's general manager/vice president, community relations' staff, programming and news managers to discuss potential on-going partnerships with the Metroparks.

###

July 2011 Marketing Report

Activity Type	Activity	Park (8XX)	Total
Advertising	Ad for Kensington Fireworks	Kensington	663.00
	Ad in Girl Scout publication	Hudson Mills	550.00
	Golf Ad	Hudson Mills	92.00
		Huron Meadows	92.00
		Indian Springs	92.00
		Kensington	92.00
		Lake Erie	92.00
		Metro Beach	307.00
		Stony Creek	400.00
		Willow	92.00
		Wolcott Mill	399.00
	Hudson Mills Golf Banner	Hudson Mills	242.00
	Metro Beach advertisement for Rosco the Clown	Metro Beach	625.00
Advertising Total			3,738.00
Interpretive	EDC Interpretive staff presented insect programs for the MDNR, "Academy of Natural Resources" teachers' week	Indian Springs	
	Interpreter interviewed by Craig Foley on National Public Radio about program taking Detroit students and families to the Upper Peninsula in partnership with National Park Service and US Forest Service for outdoor experiences	Metro Beach	
	Interpreter presented a program on owls at the Roseville Library for 28 people	Metro Beach	
	Interpreters promoted educational programs to Macomb County Water Resources Advisory Council (36 people) during special boat cruises with MSU Extension and Michigan Sea Grant	Metro Beach	
	Interpretive staff presented an owl program to 23 people at Huron Meadows Metropark for SELCRA camping event	Hudson Mills	
	Interpretive staff presented programs/training for 20 formal and non-formal educators from around the state during MDNR "Academy of Natural Resources" teachers' week	Metro Beach	
	Interpretive staff presented to the Rockwood and Woodhaven "Champions" groups	Oakwoods	
	Mobile Learning Center staff distributed Metroparks information and interacted with over 1600 people during Metro Detroit Youth Day at Belle Isle	Kensington	
	Mobile Learning Center staff distributed Metroparks information during Community Connections/Arts and Culture event at Kurtz Elementary School in Milford	Kensington	
	Mobile Learning Center staff distributed Metroparks information during Huron River Day event at Kensington Metropark	Kensington	
Interpretive Total			
Miscellaneous	Brochure Distribution Service - Travel-Ad-Service - General information	AO	140.00
	Brochure Distribution Service - Travel-Ad-Service - Golf	AO	240.00
	Business Reply Cards	AO	500.00
	Dog Days Poster	Hudson Mills	70.00
	Eblast list 842 new contacts added, total of 32,160 on list	AO	
	Facebook - 267 new followers, 4,577 total	AO	
	Fluency Email & Social Media Marketing	AO	10,600.00
	Gift Cards for Enter to Win Promotion	AO	125.00
	Photography	AO	1,100.00
	Press release reading service	AO	66.00
Miscellaneous Total			12,841.00

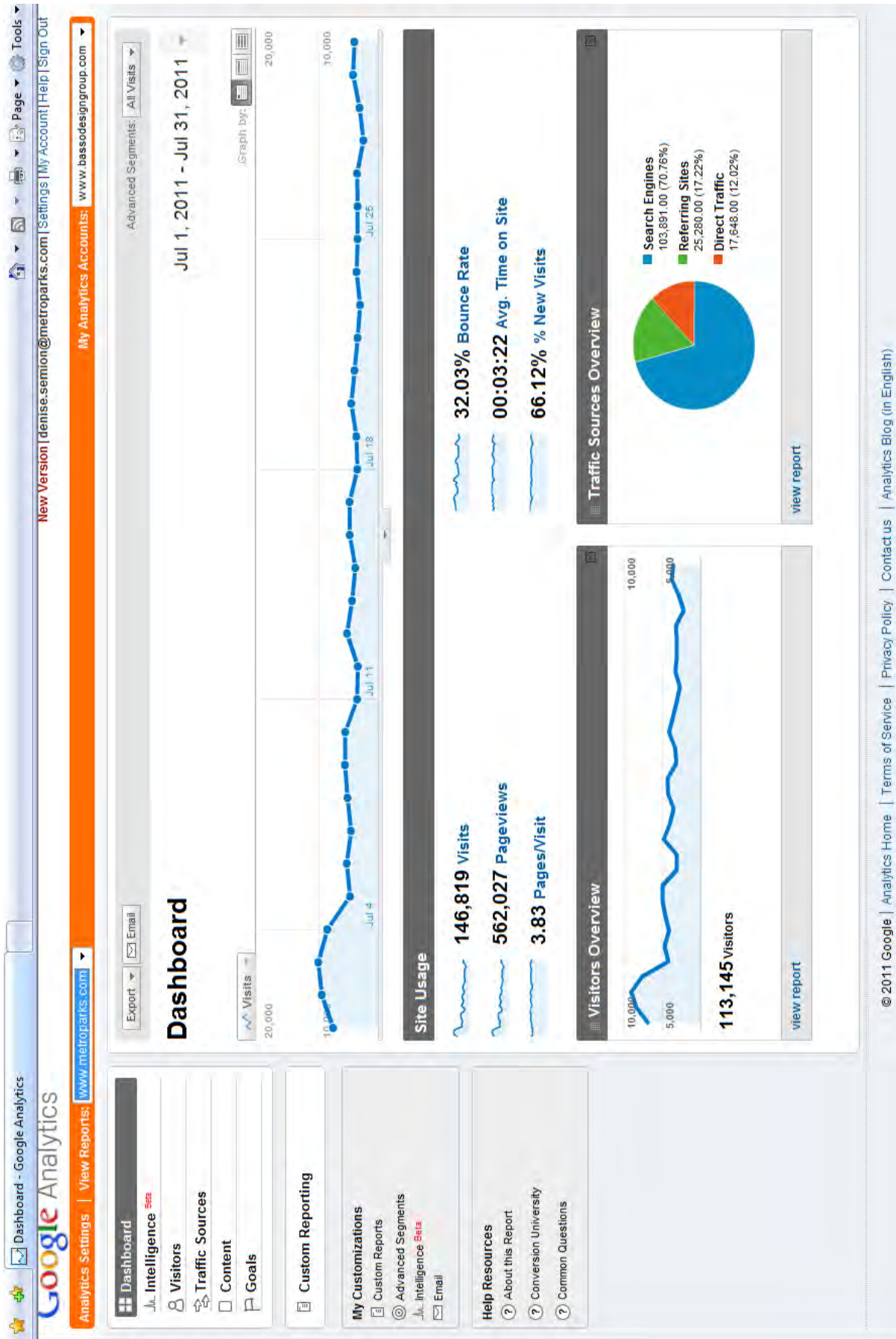
July 2011 Marketing Report

Activity Type	Activity	Park (8XX)	Total
News Release	American Lotus starting to bloom at Lake Erie Metropark	Lake Erie	
	Commissioners, officials dedicate Children's Play Area at Lake Erie Metropark	Lake Erie	
	Discovery Cruises Lake Erie	Lake Erie	
	Discovery Cruises Metro Beach	Metro Beach	
	Fireworks and music at the Metroparks	Hudson Mills Lake Erie Stony Creek Willow	
	Golf Tournament - Kensington Metropark (Senior/Super Senior)	Kensington	
	High river level closes water launching at three Metroparks	Hudson Mills	
	I-96 Construction Project to Close Trail, River Passage between Kensington Metropark and Island Lake State Recreation Area	Kensington	
	Indian Springs Metropark Golf Course Reduces Golf Rates on 4th of July	Indian Springs	
	Jr. Tournaments at Kensington and Stony Creek	Kensington Stony Creek	
	Make it Movie Night at Lake Erie Metropark	Lake Erie	
	Metro Beach closes/opens following storm	Metro Beach	
	Metroparks 'Appreciation Day' Celebrates Kids	Hudson Mills Huron Meadows Indian Springs Kensington Lake Erie Lower Huron Metro Beach Oakwoods Stony Creek Willow Wolcott Mill	
	Metroparks Celebrate Huron River Day	Indian Springs Kensington Lake Erie Oakwoods Delhi	
	Metroparks Name District Park Managers	AO	
	Music, Dancing at Metro Beach Metropark	Metro Beach	
	Rip Slide opens at Stony Creek Metropark	Stony Creek	
	Sawdust Festival	Wolcott Mill	
	Timothy J. McCarthy appointed to Huron-Clinton Metroparks Board of Commissioners	AO	
	Top golfers announced for Carl's Golfland/Metroparks Jr Tournaments	Kensington Stony Creek	
	Try Yoga at Metro Beach Metropark	Metro Beach	
	Try Yoga at Stony Creek Metropark	Stony Creek	
	Willow Metropark hosts movies and music	Willow	
News Release Total			
news story	Detroit News review on Kensington Metropark golf course - delivers with beauty	Kensington	
	Free Press - 'Why Michigan folks love beaches'	Metro Beach	
	Hometown Life article on lotus blooms at Kensington's Kent Lake	Kensington	
	Metroparks, Michigan Sea Grant hosted media for opening day of Summer Discovery Cruises, with articles in Detroit News and Macomb Daily	Metro Beach	

July 2011 Marketing Report

Activity Type	Activity	Park (8XX)	Total
news story	Source Newspaper article on Wolcott Mill Historic Center's Artist of the Month	Wolcott Mill	
	The Oakland Press/Jonathan Schechter story on Indian Springs Hike-Bike Trail	Indian Springs	
	WWJ, WXYZ.com, Detroit News, Macomb Daily featured new water slide at Stony Creek Metropark	Stony Creek	
news story Total			
Online Store	Online store generated \$701 in sales, with 10 annual permits, 1 annual boat permit, 2 HCMA/Oakland County Joint Permits and \$325 in Gift Card sales.	AO	
Online Store Total			
Print Materials	Golf Guide Brochure	Hudson Mills	107.50
		Huron Meadows	107.50
		Indian Springs	107.50
		Kensington	107.50
		Lake Erie	107.50
		Lower Huron	107.50
		Metro Beach	215.00
		Stony Creek	107.50
		Wolcott Mill	107.50
	Major Event Flyers	AO	365.00
	Michigan Philharmonic Orchestra programs	Kensington	334.00
	Special Happenings Flyer	Stony Creek	437.00
		Wolcott Mill	437.00
	Willow Pool Birthday Cards	Willow	100.89
Print Materials Total			2,748.89
Grand Total			19,327.89

July Google Analytics

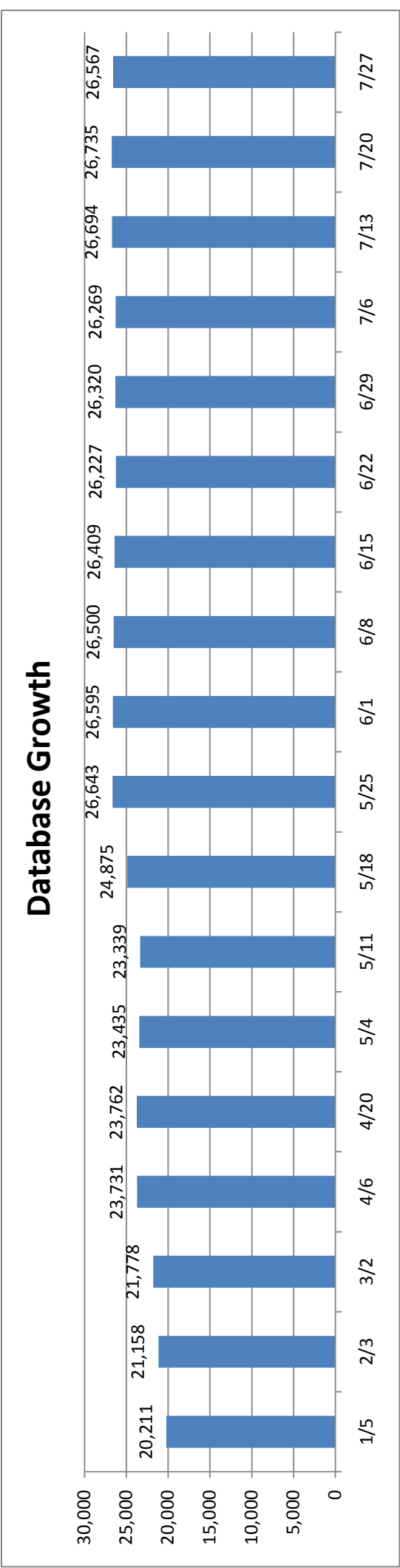




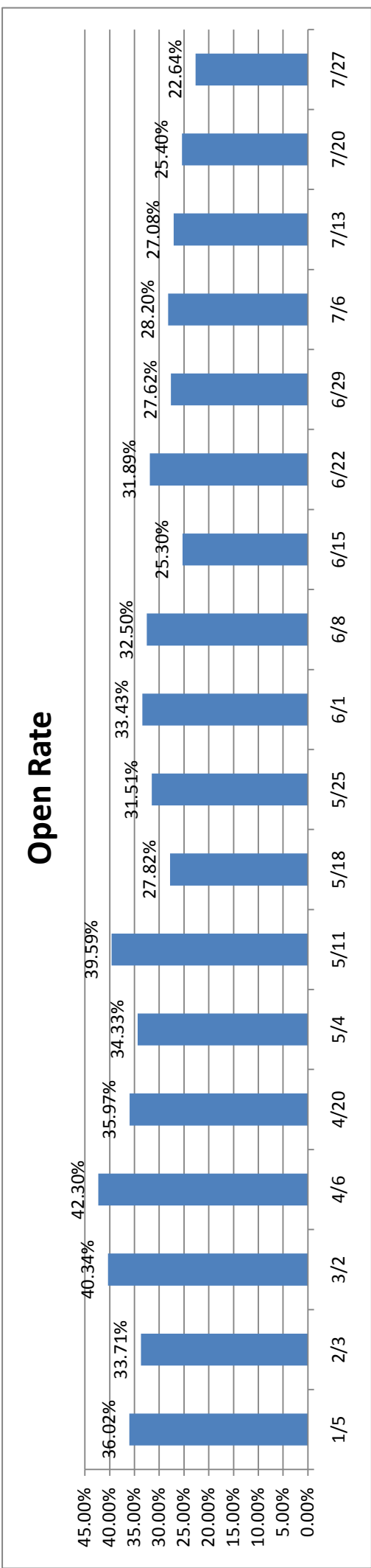
July 2011 Report

Email

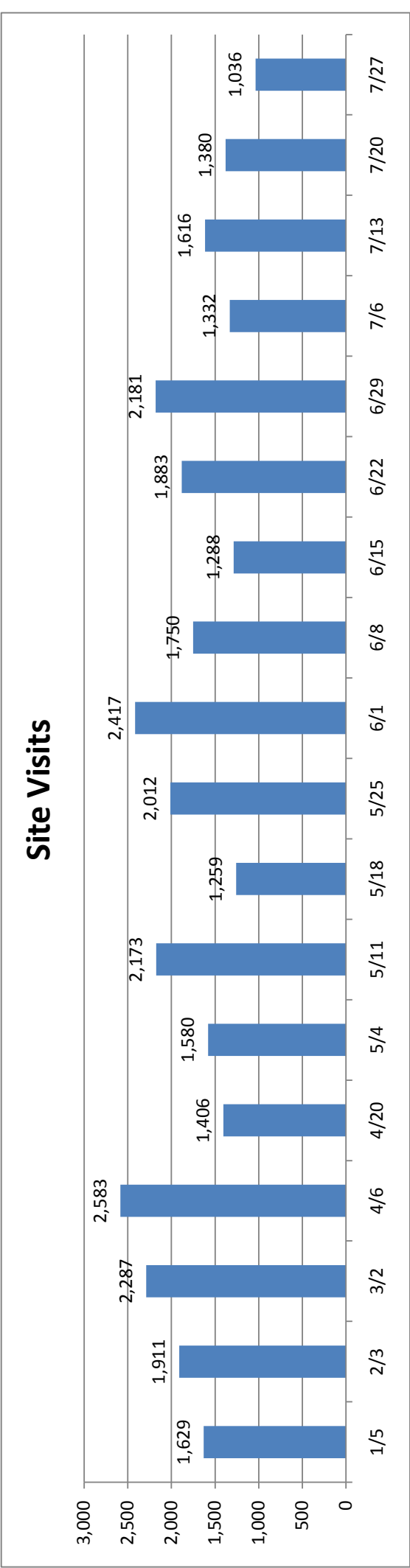
Send Date	1/5	2/3	3/2	4/6	4/20	5/4	5/11	5/18	5/25	6/1	6/8	6/15	6/22	6/29	7/6	7/13	7/20	7/27
Send Counts	20,211	21,158	21,778	23,731	23,762	23,435	23,339	24,875	26,643	26,595	26,500	26,409	26,227	26,320	26,269	26,694	26,735	26,567



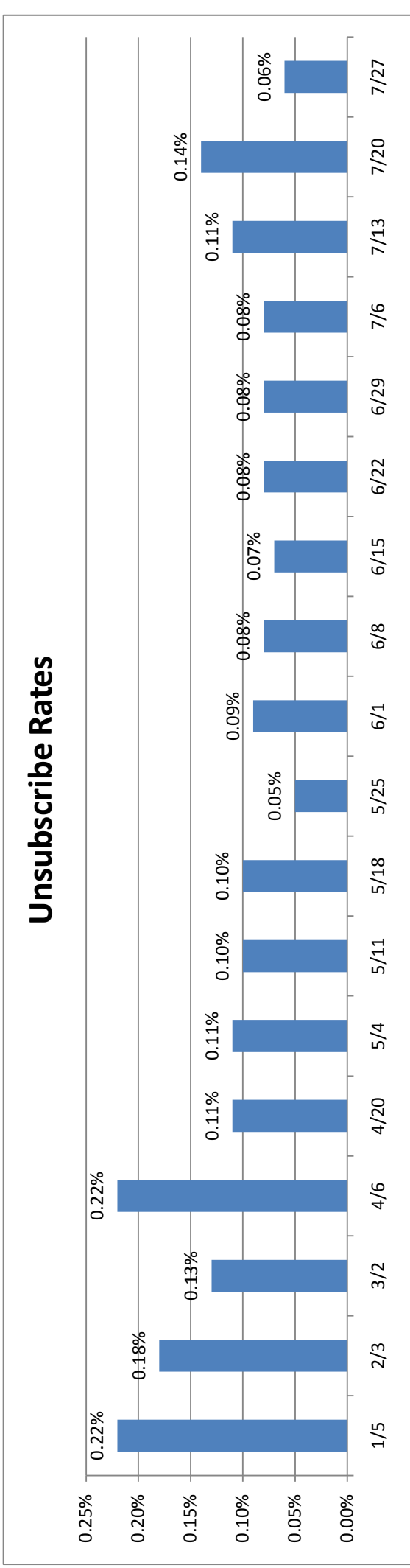
Send Date	1/5	2/3	3/2	4/6	4/20	5/4	5/11	5/18	5/25	6/1	6/8	6/15	6/22	6/29	7/6	7/13	7/20	7/27
Open Rate	36.02%	33.71%	40.34%	42.30%	35.97%	34.33%	39.59%	27.82%	31.51%	33.43%	32.50%	25.30%	31.89%	27.62%	28.20%	27.08%	25.40%	22.64%



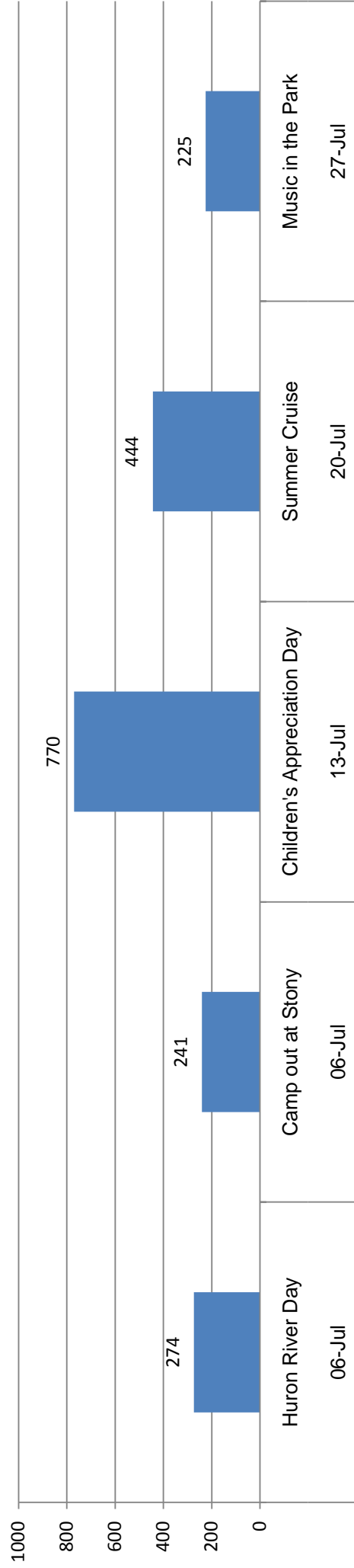
Send Date	1/5	2/3	3/2	4/6	4/20	5/4	5/11	5/18	5/25	6/1	6/8	6/15	6/22	6/29	7/6	7/13	7/20	7/27
Site Visits	1,629	1,911	2,287	2,583	1,406	1,580	2,173	1,259	2,012	2,417	1,750	1,288	1,883	2,181	1,332	1,616	1,380	1,036



Send Date	1/5	2/3	3/2	4/6	4/20	5/4	5/11	5/18	5/25	6/1	6/8	6/15	6/22	6/29	7/6	7/13	7/20	7/27
Unsubscribe	0.22%	0.18%	0.13%	0.22%	0.11%	0.11%	0.10%	0.10%	0.05%	0.09%	0.08%	0.07%	0.08%	0.08%	0.08%	0.11%	0.14%	0.06%



Most Clicked Articles by Mailing



Email Analysis:

A) *Exciting events are happening this July at Metroparks*

B) *You're invited to Children's Appreciation Day at Metroparks*

• The subject lines had approximately the same open rate (27.22% vs. 26.99%) However, the number of website visits generated varied greatly. Subject line A sent 694 subscribers to Metroparks.com. Where as Subject line B sent 922, a 33% increase. The major difference was that subject line B generated 136% more clicks to the Children's Appreciation Day article. The subject line primed the subscriber to take note of the link. This is very valuable information. In future email sends, if an article is of particular importance it should be referenced in the subject line.

• The four emails in July generated 5,364 website visits to Metroparks.com - an average of 1,341 clicks per email. Events the whole family can enjoy continue to be the big draw with all five of the most clicked articles falling into that category. Unsubscribe rates remain low at an average of 0.097%. This is important as it confirms that your audience continues to welcome the increased send frequency.

Recommendations:

- Continue the current rate of email sends as the unsubscribe rate remains very low and you are generating much more traffic to your web properties.
- Integrate your social media more thoroughly with email by devoting an article space in a future email to highlight Facebook, Twitter or both.
- Redesign and optimize the call to action email sign-up button on Metroparks.com to increase new email signups.
- Upload new email addresses on a frequent basis - ideally within 7 days.

HURON-CLINTON METROPARKS MONTHLY STATISTICS
JULY 2011

PARK	MONTHLY VEHICLE ENTRIES		
	Current Year	Previous Year	Change
Metro Beach	80,674	78,862	2.3%
Wolcott Mill	5,026	5,048	-0.4%
Stony Creek	98,336	92,972	5.8%
Indian Springs	14,235	14,771	-3.6%
Kensington	111,784	109,231	2.3%
Huron Meadows	11,096	10,678	3.9%
Hudson Mills	32,463	31,413	3.3%
Lower Huron	61,194	62,552	-2.2%
Willow	26,544	28,956	-8.3%
Oakwoods	3,411	4,060	-16.0%
Lake Erie	39,208	38,212	2.6%
Monthly TOTALS	483,971	476,755	1.5%

MONTHLY TOLL REVENUE		
Current Year	Previous Year	Change
\$ 233,925	\$ 207,686	12.6%
\$ 50	\$ 25	100.0%
\$ 266,869	\$ 227,503	17.3%
\$ 24,776	\$ 27,138	-8.7%
\$ 239,703	\$ 217,109	10.4%
\$ 3,030	\$ 2,615	15.9%
\$ 53,364	\$ 47,290	12.8%
\$ 149,733	\$ 128,723	16.3%
\$ 55,079	\$ 54,878	0.4%
\$ 2,790	\$ 3,550	-21.4%
\$ 92,871	\$ 84,115	10.4%
\$ 1,122,190	\$ 1,000,632	12.1%

MONTHLY TOTAL PARK REVENUE		
Current Year	Previous Year	Change
\$ 407,869	\$ 372,747	9.4%
\$ 68,526	\$ 77,446	-11.5%
\$ 495,100	\$ 426,769	16.0%
\$ 124,289	\$ 124,457	-0.1%
\$ 567,444	\$ 507,202	11.9%
\$ 130,497	\$ 137,117	-4.8%
\$ 152,213	\$ 148,885	2.2%
\$ 675,144	\$ 534,033	26.4%
\$ 204,066	\$ 235,619	-13.4%
\$ 4,627	\$ 4,519	2.4%
\$ 423,955	\$ 368,166	15.2%
\$ 3,253,730	\$ 2,936,960	10.8%

PARK	Y-T-D VEHICLE ENTRIES		
	Current Year	Previous Year	Change
Metro Beach	256,825	287,738	-10.7%
Wolcott Mill	18,802	19,059	-1.3%
Stony Creek	305,597	325,810	-6.2%
Indian Springs	55,066	62,384	-11.7%
Kensington	443,554	476,996	-7.0%
Huron Meadows	50,603	52,258	-3.2%
Hudson Mills	132,348	146,724	-9.8%
Lower Huron	191,457	226,070	-15.3%
Willow	105,947	134,182	-21.0%
Oakwoods	19,973	24,606	-18.8%
Lake Erie	124,775	134,832	-7.5%
Y-T-D TOTALS	1,704,947	1,890,659	-9.8%

Y-T-D TOLL REVENUE		
Current Year	Previous Year	Change
\$ 764,488	\$ 836,549	-8.6%
\$ 365	\$ 490	100%
\$ 1,052,165	\$ 1,058,389	-0.6%
\$ 144,147	\$ 167,579	-14.0%
\$ 1,041,995	\$ 1,083,571	-3.8%
\$ 28,475	\$ 26,285	8.3%
\$ 263,699	\$ 278,167	-5.2%
\$ 344,449	\$ 336,036	2.5%
\$ 165,400	\$ 178,902	-7.5%
\$ 23,915	\$ 28,765	-16.9%
\$ 320,047	\$ 345,493	-7.4%
\$ 4,149,145	\$ 4,340,226	-4.4%

Y-T-D TOTAL PARK REVENUE		
Current Year	Previous Year	Change
\$ 1,160,506	\$ 1,239,077	-6.3%
\$ 249,320	\$ 282,078	-11.6%
\$ 1,823,229	\$ 1,828,845	-0.3%
\$ 500,093	\$ 553,561	-9.7%
\$ 1,917,867	\$ 2,000,036	-4.1%
\$ 459,391	\$ 495,586	-7.3%
\$ 610,628	\$ 666,585	-8.4%
\$ 1,132,991	\$ 996,592	13.7%
\$ 513,408	\$ 696,120	-26.2%
\$ 34,592	\$ 38,257	-9.6%
\$ 1,132,991	\$ 1,118,008	1.3%
\$ 9,535,015	\$ 9,914,745	-3.8%

	Y-T-D Vehicle Entries by Management Unit		
Eastern District			
Metro Beach			
Stony Creek	581,224	632,607	-8.1%
Wolcott Mill			
Western District			
Kensington			
Indian Springs	681,571	738,362	-7.7%
Hudson Mills			
Huron Meadows			
Southern District			
Lower Huron			
Willow	442,152	519,690	-14.9%
Oakwoods			
Lake Erie			

Y-T-D Toll Revenue by Management Unit		
\$ 1,817,018	\$ 1,895,428	-4.1%
\$ 1,478,316	\$ 1,555,602	-5.0%
\$ 853,811	\$ 889,196	-4.0%

Y-T-D Total Revenue by Management Unit		
\$ 3,233,055	\$ 3,350,000	-3.5%
\$ 3,487,978	\$ 3,715,768	-6.1%
\$ 2,813,982	\$ 2,848,977	-1.2%

ACTIVITY REPORT - GOLF

GOLF COURSE	MONTHLY ROUNDS		
	Current Year	Previous	Change
Wolcott Mill	3,136	3,449	-9.1%
Stony Creek	6,292	6,197	1.5%
Indian Springs	4,196	3,865	8.6%
Kensington	5,722	7,286	-21.5%
Huron Meadows	4,423	4,561	-3.0%
Hudson Mills	3,174	3,042	4.3%
Willow	3,660	4,482	-18.3%
Lake Erie	4,210	4,053	3.9%
Regulation Subtotal	34,813	36,935	-5.7%
MB Par 3	3,135	3,557	-11.9%
L. Huron Par 3	1,232	1,692	-27.2%
TOTALS	39,180	42,184	-7.1%

ROUNDS Y-T-D		
Current Year	Previous Year	Change
8,519	11,050	-22.9%
17,396	19,538	-11.0%
12,649	13,584	-6.9%
16,998	24,128	-29.6%
14,393	15,964	-9.8%
9,172	10,647	-13.9%
8,590	13,791	-37.7%
13,534	13,578	-0.3%
101,251	122,280	-17.2%
7,463	9,783	-23.7%
3,484	5,056	-31.1%
112,198	137,119	-18.2%

GOLF REVENUE Y-T-D		
Current Year	Previous Year	Change
\$ 169,988	\$ 227,630	-25.3%
\$ 455,061	\$ 501,753	-9.3%
\$ 303,837	\$ 332,816	-8.7%
\$ 379,715	\$ 465,585	-18.4%
\$ 354,425	\$ 393,026	-9.8%
\$ 207,166	\$ 240,927	-14.0%
\$ 183,415	\$ 336,406	-45.5%
\$ 308,225	\$ 311,277	-1.0%
\$ 2,361,832	\$ 2,809,420	-15.9%
\$ 38,592	\$ 49,501	-22.0%
\$ 18,119	\$ 25,943	-30.2%
\$ 2,418,543	\$ 2,884,864	-16.2%

ACTIVITY REPORT - INTERPRETIVE FACILITIES

FACILITY	MONTHLY PERSONS SERVED		
	Current Year	Previous	Change
Metro Beach	29,662	18,767	58.1%
Wolcott Mill	3,561	4,119	-13.5%
Wolcott Farm	5,685	9,433	-39.7%
Stony Creek	28,932	31,537	-8.3%
Indian Springs EDC*	9,936	9,833	1.0%
Kensington NC	27,411	29,955	-8.5%
Kensington Farm	26,839	31,909	-15.9%
Hudson Mills	4,103	4,507	-9.0%
Oakwoods	15,128	8,604	75.8%
LEMP Museum	16,269	14,748	10.3%
Mobile Unit	2,392	3,130	-23.6%
TOTALS	169,918	181,753	-6.5%

Y-T-D PERSONS SERVED		
Current Year	Previous Year	Change
102,079	93,799	8.8%
19,997	18,762	6.6%
39,432	41,529	-5.0%
137,307	164,042	-16.3%
59,700	40,171	48.6%
180,261	194,297	-7.2%
222,811	236,008	-5.6%
27,956	27,867	0.3%
79,913	76,412	4.6%
92,680	96,244	-3.7%
17,761	18,764	-5.3%
979,897	1,092,154	-10.3%

REVENUE Y-T-D		
Current Year	Previous Year	Change
\$ 9,359	\$ 8,325	12.4%
\$ 4,500	\$ 2,594	73.5%
\$ 50,270	\$ 30,005	67.5%
\$ 19,499	\$ 14,472	34.7%
\$ 17,829	\$ 10,703	66.6%
\$ 10,987	\$ 11,056	-0.6%
\$ 47,168	\$ 42,061	12.1%
\$ 9,666	\$ 5,619	72.0%
\$ 10,453	\$ 8,710	20.0%
\$ 5,157	\$ 5,429	-5.0%
\$ 9,803	\$ 7,523	30.3%
\$ 194,691	\$ 154,073	26.4%

* Combined Indian Springs Nature Center and Environmental Discovery Center Statistics

ACTIVITY REPORT - FINAL SUMMER ACTIVITIES

SWIMMING	PATRONS		
	Current Year	Previous	Change
Metro Beach	32,244	25,131	28.3%
KMP Splash-Blast	31,376	22,404	40.0%
Lower Huron	63,541	47,630	33.4%
Willow	12,852	9,795	31.2%
Lake Erie	23,346	22,172	5.3%
TOTALS	163,359	127,132	28.5%

PATRONS Y-T-D		
Current Year	Previous Year	Change
49,904	43,458	14.8%
46,848	39,307	19.2%
90,521	73,010	24.0%
19,408	15,539	24.9%
36,742	35,951	2.2%
243,423	207,265	17.4%

REVENUE Y-T-D		
Current Year	Previous Year	Change
\$ 145,894	\$ 127,603	14.3%
\$ 156,038	\$ 131,960	18.2%
\$ 597,496	\$ 485,996	22.9%
\$ 64,602	\$ 56,074	15.2%
\$ 217,154	\$ 173,456	25.2%
\$ 1,181,184	\$ 975,089	21.1%

PARK	Winter Sports this Month		
	Current Year	Previous Year	Change
Metro Beach			
XC Skiers	0	0	-
Ice Skaters	0	0	-
Ice Fishermen	0	0	-
Stony Creek			
XC Skiers	0	0	-
Ice Skaters	0	0	-
Sledders	0	0	-
Ice Fishermen	0	0	-
Indian Springs			
XC Skiers	0	0	-
Sledders	0	0	-
Kensington			
XC Skiers	0	0	-
Ice Skaters	0	0	-
Sledders	0	0	-
Ice Fishermen	0	0	-
Huron Meadows			
XC Skiers	0	0	-
Ice Fishermen	0	0	-
Hudson Mills			
XC Skiers	0	0	-
Lower Huron			
Ice Skaters	0	0	-
Willow			
XC Skiers	0	0	-
Ice Fishing	0	0	-
Sledders	0	0	-
Lake Erie			
XC Skiers	0	0	-
Sledders	0	0	-
Ice Fishermen	1,185	1,104	+ 81
Totals by Activity			
	Current Year	Previous Year	Change
XC Skiers	0	0	-
Ice Skaters	0	0	-
Sledders	0	0	-
Ice Fishermen	1,185	1,104	+ 81

Winter Sports Y-T-D		
Current Year	Previous Year	Change
199	62	+ 137
563	767	(204.00)
8,295	6,739	+ 1556
5,800	5,000	+ 800
1,227	1,157	+ 70
5,605	5,142	+ 463
1,737	1,779	(42.00)
519	126	+ 393
0	0	-
2,222	2,337	(115.00)
1,700	2,613	(913.00)
14,120	10,628	+ 3492
554	1,167	(613.00)
4,440	3,307	+ 1133
254	419	(165.00)
2,955	2,205	+ 750
1,067	741	+ 326
684	756	(72.00)
162	NA	0
2,919	6,778	(3859.00)
22	26	-4
91	134	-43
3,997	5,945	-1,948
Totals by Activity Y-T-D		
Current Year	Previous Year	Change
16,841	13,819	+ 3022
4,557	5,278	(721.00)
22,735	22,682	+ 53
14,837	16,049	(1212.00)

2010-11 Winter Season To Date (Nov-Present)		
Current Year	Previous Year	Change
282	246	+ 36
1,458	1,663	(205.00)
16,196	15,239	+ 957
12,090	9,080	+ 3010
2,384	1,229	+ 1155
12,007	10,780	+ 1227
3,848	2,628	+ 1220
673	794	(121.00)
1,105	1,355	(250.00)
5,245	3,605	+ 1640
5,128	2,821	+ 2307
29,780	13,274	+ 16506
1,757	1,419	+ 338
8,317	4,977	+ 3340
720	795	(75.00)
5,425	4,420	+ 1005
2,284	1,601	+ 683
1,493	1,644	(151.00)
515	NA	0
10,359	9,192	+ 1167
56	81	-25
245	239	6
5,407	7,375	-1,968
Totals by Activity 2008-09 Season		
Current Year	Previous Year	Change
33,581	24,847	+ 8734
11,254	7,314	+ 3940
53,496	34,840	+ 18656
27,928	27,456	+ 472

HURON-CLINTON METROPARKS MONTHLY STATISTICS

JULY 2011

PARK	Seasonal Activities this Month			Seasonal Activities Y-T-D			Seasonal Revenue Y-T-D		
	Current Year	Previous Year	Change	Current Year	Previous Year	Change	Current Year	Previous Year	Change
Metro Beach									
Welsh Center	11	18	(7)	57	74	(17)	\$ 36,925	\$ 32,025	\$4,900
Picnic Reservations	182	170	+ 12	312	321	(9)	\$ 52,200	\$ 56,975	(\$4,775)
Boat Launches	1,882	2,143	(261)	4,162	5,707	(1,545)	NA	NA	NA
Marina	1,111	1,094	+ 17	2,144	2,478	(334)	\$ 27,344	\$ 42,437	(\$15,093)
Mini-Golf	3,927	3,905	+ 22	8,771	9,161	(390)	\$ 21,840	\$ 22,237	(\$397)
Stony Creek									
Disc Golf ¹	NA	NA	NA	NA	NA	NA	\$ 33,365	\$ 37,626	
Picnic Reservations	39	34	+ 5	380	327	+ 53	\$ 56,950	\$ 49,000	\$7,950
Boat Rental	7,139	5,971	+ 1168	12,764	11,781	+ 983	\$ 107,762	\$ 82,556	\$25,206
Boat Launches	686	727	(41)	1,452	1,935	(483)	NA	NA	NA
Indian Springs									
Picnic Reservations	6	3	+ 3	49	51	(2)	\$ 7,350	\$ 7,650	(\$300)
EDC Event Room	1	8	(7)	15	26	(11)	\$ 21,682	\$ 23,466	(\$1,784)
Kensington									
Disc Golf Daily	4,758	4,599	+ 159	16,494	18,660	(2,166)	\$ 32,988	\$ 37,320	(\$4,332)
Disc Golf Annual	1	0	+ 1	109	123	(14)	\$ 5,391	\$ 11,517	(\$6,126)
Disc Golf Fees							\$ 38,379	\$ 48,837	(\$10,458)
Picnic Reservations	44	40	+ 4	367	358	+ 9	\$ 55,000	\$ 53,895	\$1,105
Boat Rental	5,032	4,396	+ 636	9,701	8,558	+ 1143	\$ 109,852	\$ 79,106	\$30,746
Huron Meadows									
Picnic Reservations	0	3	(3)	28	33	(5)	\$ 4,200	\$ 4,950	(\$750)
Boat Rental	93	111	(18)	232	315	(83)	\$ 4,287	\$ 3,594	\$693
Hudson Mills									
Disc Golf Daily	2,518	2,884	(366)	10,347	12,965	(2,618)	\$ 20,694	\$ 25,930	(\$5,236)
Disc Golf Annual	5	1	+ 4	165	202	(37)	\$ 7,990	\$ 9,880	(\$1,890)
Disc Golf Fees							\$ 28,684	\$ 35,810	(\$7,126)
Picnic Reservations	18	17	+ 1	121	146	(25)	\$ 23,420	\$ 26,480	(\$3,060)
Canoe Rental ³	2,083	1,971	+ 112	2,830	2,904	(74)	\$ 10,089	\$ 13,156	(\$3,067)
Lower Huron / Willow / Oakwoods									
Picnic Reservations	39	20	+ 19	305	303	+ 2	\$ 45,750	\$ 45,450	\$300
Lake Erie									
Picnic Reservations	14	14		90	96		\$ 14,000	\$ 14,225	(\$225)
Boat Launches	3,553	3,233	+ 320	10,593	13,296	(2,703)	NA	NA	NA
Marina	NA	NA	NA	NA	NA	NA	\$ 131,604	\$ 132,495	(\$891)

Note 1: Park staff can account for daily disc golf sales but total use cannot be accurately tracked because many golfers have an annual disc golf pass.

Note 2: Canoe rental revenue is the HCMA percentage of the concessionaire's total revenue.